

ANNUAL REPORT

Of

Company Name: **LITTLE PARK WATER COMPANY**
45 Castle Rock Rd., Ste. 4

Mailing Address: Sedona AZ
86351

Docket No.: W-02192A
For the Year Ended: 12/31/18

RECEIVED
APR 12 2019
ARIZONA CORP COMMISSION
UTILITIES DIVISION - DIRECTOR'S OFFICE

WATER UTILITY

To

Arizona Corporation Commission

Due on April 15th

Email: rdelafuente@azcc.gov, mail or deliver the completed Annual Report to:
Arizona Corporation Commission
Compliance Section - Utilities Division
1200 West Washington Street
Phoenix, Arizona 85007

Application Type: Original Filing
Application Date: 4/12/2019

4-23-19

ARIZONA CORPORATION COMMISSION
WATER UTILITY ANNUAL REPORT
LITTLE PARK WATER COMPANY
A Class ☐ E Utility

1. For the Calendar Year Ended: 12/31/18

2. Address:

45 CASTLE ROCK ROAD, SUITE 4			
City: SEDONA	State: Arizona	Zip Code: 86351	

3. Telephone Number:

928-284-2298

4. Date of Original Organization of Utility:

3/14/1979

5. Person to whom correspondence should be addressed concerning this report:

Name:

DOTTIE TALKINGTON

Telephone No. :

928-284-2298

Address:

45 CASTLE ROCK ROAD, SUITE 4			
City: SEDONA	State: Arizona	Zip Code: 86351	

Email:

INFO@BIGPARKWATER.COM

6. On-Site Manager:

Name:

NICHOLAS GUDOVIC

Telephone No. :

928-284-2298

Address:

45 CASTLE ROCK ROAD, SUITE 4			
City: SEDONA	State: Arizona	Zip Code: 86351	

Email:

NGUDOVIC@BIGPARKWATER.COM

7. Ownership:

"C" Corporation

8. Counties Served:

Yavapai

LITTLE PARK WATER COMPANY

Annual Report

Utility Plant in Service (Water)

12/31/18

Utility Plant in Service (Water)							
Account No.	Description	Beginning Year Original Cost	Current Year Additions	Current Year Retirements	Adjusted Original Cost	Accumulated Depreciation	OCLD (OC less AD)
301	Organization	\$0	\$0	\$0	\$0	\$0	\$0
302	Franchises	12,782	\$0	3,460	9,322	0	9,322
303	Land and Land Rights	6,094	\$0	0	6,094	0	6,094
304	Structures and Improvements	27,249	\$0	0	27,249	24,502	2,747
305	Collecting & Improving Reservoirs	\$0	\$0	0	0	0	0
306	Lake, River, Canal Intakes	\$0	\$0	0	0	0	0
307	Wells and Springs	34,149	\$0	5,645	28,504	28,504	(0)
308	Infiltration Galleries	\$0	\$0	0	0	0	0
309	Supply Mains	\$0	\$0	0	0	0	0
310	Power Generation Equipment	\$0	\$0	0	0	0	0
311	Pumping Equipment	64,315	\$0	14,762	49,553	49,553	0
320	Water Treatment Equipment	0	\$0	0	0	0	0
320.1	Water Treatment Plants	\$267,091	\$0	2,532	264,559	93,525	171,034
320.2	Solution Chemical Feeders	\$0	\$0	0	0	0	0
320.3	Point-of-Use Treatment Devices	\$0	\$0	0	0	0	0
330	Distribution Reservoirs and Standpipes	\$0	\$0	0	0	0	0
330.1	Storage Tanks	20,899	\$0	0	20,899	20,899	(0)
330.2	Pressure Tanks	\$0	\$0	0	0	0	0
331	Transmission and Distribution Mains	665,859	\$0	3,936	661,923	282,811	379,112
333	Services	99,065	2,811	0	101,876	54,310	47,566
334	Meters and Meter Installations	35,844	2,870	0	38,714	30,542	8,172
335	Hydrants	52,386	0	0	52,386	23,490	28,896
336	Backflow Prevention Devices	\$0	0	0	0	0	0
339	Other Plant and Misc. Equipment	19,445	1,111	0	20,556	2,849	17,707
340	Office Furniture and Equipment	\$0	0	0	0	0	0
340.1	Computer & Software	\$0	0	0	0	0	0
341	Transportation Equipment	\$0	0	0	0	0	0
342	Stores Equipment	\$0	0	0	0	0	0
343	Tools, Shop and Garage Equipment	\$0	0	0	0	0	0
344	Laboratory Equipment	\$0	0	0	0	0	0
345	Power Operated Equipment	\$0	0	0	0	0	0
346	Communication Equipment	\$0	0	0	0	0	0
347	Miscellaneous Equipment	\$0	0	0	0	0	0
348	Other Tangible Plant	7,275	0	0	7,275	7,043	232
	Totals	\$1,312,452	\$6,791	\$30,335	\$1,288,909	\$618,028	\$670,881

Instructions: Fill out the Grey Cells with the relevant information. Input 0 or none if there is nothing recorded in that account or there is no applicable information to report.

LITTLE PARK WATER COMPANY

Annual Report

Depreciation Expense for the Current Year (Water)

12/31/18

Depreciation Expense for the Current Year (Water)								
Account No.	Description	Beginning Year Original Cost	Current Year Additions	Current Year Retirements	Adjusted Original Cost	Fully Depreciated/Non- depreciable Plant	Depreciation Percentages	Depreciation Expense
301	Organization	\$0	\$0	\$0	\$0	\$0	0.00%	\$0
302	Franchises	12,782	0	3,460	9,322	\$0	0.00%	0
303	Land and Land Rights	6,094	0	0	6,094	\$0	0.00%	0
304	Structures and Improvements	27,249	0	0	27,249	\$0	3.33%	907
305	Collecting & Improving Reservoirs	0	0	0	0	\$0	0.00%	0
306	Lake, River, Canal Intakes	0	0	0	0	\$0	0.00%	0
307	Wells and Springs	34,149	0	5,645	28,504	28,504	0.00%	0
308	Infiltration Galleries	0	0	0	0	\$0	0.00%	0
309	Supply Mains	0	0	0	0	\$0	0.00%	0
310	Power Generation Equipment	0	0	0	0	\$0	0.00%	0
311	Pumping Equipment	64,315	0	14,762	49,553	\$0	12.50%	7,117
320	Water Treatment Equipment	0	0	0	0	\$0	3.33%	0
320.1	Water Treatment Plants	267,091	0	2,532	264,559	\$0	3.33%	8,852
320.2	Solution Chemical Feeders	0	0	0	0	\$0	0.00%	0
320.3	Point-of-Use Treatment Devices	0	0	0	0	\$0	0.00%	0
330	Distribution Reservoirs and Standpipes	0	0	0	0	\$0	0.00%	0
330.1	Storage Tanks	20,899	0	0	20,899	20,899	0.00%	0
330.2	Pressure Tanks	0	0	0	0	\$0	0.00%	0
331	Transmission and Distribution Mains	665,859	0	3,936	661,923	\$0	2.00%	14,079
333	Services	99,065	2,811	0	101,876	\$0	3.33%	3,346
334	Meters and Meter Installations	35,844	2,870	0	38,714	\$30,542	8.33%	3,225
335	Hydrants	52,386	0	0	52,386	\$23,490	2.00%	1,048
336	Backflow Prevention Devices	0	0	0	0	\$0	0.00%	0
339	Other Plant and Misc. Equipment	19,445	1,111	0	20,556	\$2,849	6.67%	1,371
340	Office Furniture and Equipment	0	0	0	0	\$0	6.67%	0
340.1	Computer & Software	0	0	0	0	\$0	20.00%	0
341	Transportation Equipment	0	0	0	0	\$0	20.00%	0
342	Stores Equipment	0	0	0	0	\$0	0.00%	0
343	Tools, Shop and Garage Equipment	0	0	0	0	\$0	5.00%	0
344	Laboratory Equipment	0	0	0	0	\$0	0.00%	0
345	Power Operated Equipment	0	0	0	0	\$0	5.00%	0
346	Communication Equipment	0	0	0	0	\$0	10.00%	0
347	Miscellaneous Equipment	0	0	0	0	\$0	10.00%	0
348	Other Tangible Plant	7,275	0	0	7,275	\$7,043	10.00%	727
	Subtotal	\$1,312,452	\$6,791	\$30,335	\$1,288,909	\$113,327		\$40,672

Contribution(s) in Aid of Construction (Gross)

\$621,694

Less: Non Amortizable Contribution(s)

0

Fully Amortized Contribution(s)

0

Amortizable Contribution(s)

\$621,694

Times: Proposed Amortization Rate

3.46%

Amortization of CIAC

\$22,345

Less: Amortization of CIAC \$22,345DEPRECIATION EXPENSE \$18,327

Instructions: Fill out the Grey Cells with the relevant information. Input 0 or none if there is nothing recorded in that account or there is no applicable information to report.

LITTLE PARK WATER COMPANY
Annual Report
Balance Sheet Assets
12/31/18

Balance Sheet Assets				
	Assets		Balance at Beginning of Year (2018)	Balance at End of Year (2018)
Account No.	Current and Accrued Assets			
131	Cash		\$2,451	\$757
134	Working Funds			
135	Temporary Cash Investments			
141	Customer Accounts Receivable		9,327	12,511
146	Notes Receivable from Associated Companies			
151	Plant Material and Supplies			
162	Prepayments		300	300
174	Miscellaneous Current and Accrued Assets		40,631	29,912
	Total Current and Accrued Assets		\$52,709	\$43,480
Account No.	Fixed Assets			
101	Utility Plant in Service*		\$1,312,452	\$1,288,909
103	Property Held for Future Use			
105	Construction Work in Progress			
108	Accumulated Depreciation (enter as negative)*		(594,627)	(618,028)
121	Non-Utility Property			
122	Accumulated Depreciation - Non Utility			
	Total Fixed Assets		\$717,825	\$670,881
	Total Assets		\$770,534	\$714,361

Instructions: Fill out the Grey Cells with the relevant information. Input 0 or none if there is nothing recorded in that account or there is no applicable information to report.

*Note these items feed automatically from AR3 UPIS Page 3

LITTLE PARK WATER COMPANY
Annual Report
Balance Sheet Liabilities and Owners Equity

Balance Sheet Liabilities and Owners Equity				
	Liabilities		Balance at Beginning of Year (2018)	Balance at End of Year (2018)
Account No.	Current Liabilities			
231	Accounts Payable		\$1,368	\$1,511
232	Notes Payable (Current Portion)			
234	Notes Payable to Associated Companies		26,334	26,471
235	Customer Deposits			
236	Accrued Taxes		2,289	2,450
237	Accrued Interest			
242	Miscellaneous Current and Accrued Liabilities			
	Total Current Liabilities		\$29,991	\$30,432
	Long Term Debt			
224	Long Term Debt (Notes and Bonds)		\$114,201	\$108,871
	Deferred Credits			
251	Unamortized Premium on Debt			
252	Advances in Aid of Construction		255,414	255,589
255	Accumulated Deferred Investment Tax Credits			
271	Contributions in Aid of Construction		608,494	621,694
272	Less: Amortization of Contributions		(107,111)	(192,734)
281	Accumulated Deferred Income Tax			
	Total Deferred Credits		\$756,797	\$684,550
	Total Liabilities		\$900,989	\$823,853
	Capital Accounts			
201	Common Stock Issued		\$10,000	\$10,000
211	Other Paid-In Capital		156,619	156,619
215	Retained Earnings		(297,074)	(276,111)
218	Proprietary Capital (Sole Props and Partnerships)			
	Total Capital		(\$130,455)	(\$109,491)
	Total Liabilities and Capital		\$770,534	\$714,361

Instructions: Fill out the Grey Cells with the relevant information. Input 0 or none if there is nothing recorded in that account or there is no applicable information to report.

Note: Total liabilities and Capital must match total assets for the beginning and end of the year!

LITTLE PARK WATER COMPANY
Annual Report
Water Comparative Income Statement
12/31/18

Water Comparative Income Statement			
Account No.	Calendar Year	Current Year 01/01/2018 - 12/31/2018	Last Year 01/01/2017 - 12/31/2017
	Operating Revenue		
461	Metered Water Revenue	\$119,624	\$106,961
460	Unmetered Water Revenue		
462	Fire Protection Revenue		
469	Guaranteed Revenues (Surcharges)		
471	Miscellaneous Service Revenues	1,206	629
474	Other Water Revenue		
	Total Revenues	\$120,830	\$107,589
	Operating Expenses		
601	Salaries and Wages	\$59,371	\$51,940
604	Employee Pensions and Benefits		
610	Purchased Water	1,216	1,201
615	Purchased Power	17,557	15,738
618	Chemicals		
620	Materials and Supplies	6,475	6,172
620.1	Repairs and Maintenance	9,737	8,523
620.2	Office Supplies and Expense	6,559	3,318
630	Contractual Services		
631	Contractual Services -Engineering		
632	Contractual Services - Accounting	16	16
633	Contractual Services - Legal	288	1,530
634	Contractual Services - Management Fees		
635	Contractual Services - Water Testing	713	874
636	Contractual Services - Other		
640	Rents		
641	Rental of Building/Real Property		
642	Rental of Equipment		
650	Transportation Expenses		
657	Insurance - General Liability	1,876	1,786
657.1	Insurance - Health and Life		
665	Regulatory Commission Expense - Rate	972	176
670	Bad Debt Expense		
675	Miscellaneous Expense	287	40
403	Depreciation Expense (From Schedule AR4)	18,327	33,021
408	Taxes Other Than Income	3,623	3,302
408.11	Property Taxes		
409	Income Taxes	15,901	(4,323)
427.1	Customer Security Deposit Interest		
	Total Operating Expenses	\$142,917	\$123,315
	Operating Income / (Loss)	(\$22,087)	(\$15,726)
	Other Income / (Expense)		
419	Interest and Dividend Income	\$1	\$359
421	Non-Utility Income		
426	Miscellaneous Non-Utility (Expense)		
427	Interest (Expense)	(7,163)	(7,435)
	Total Other Income / (Expense)	(\$7,162)	(\$7,075)
	Net Income / (Loss)	(\$29,250)	(\$22,801)

Instructions: Fill out the Grey Cells with the relevant information. Input 0 or none if there is nothing recorded in that account or there is no applicable information to report.

LITTLE PARK WATER COMPANY
Annual Report
Full time equivalent employees
12/31/18

Full time equivalent employees

	Direct Company	Outside service	Total
President	0.0	0.0	0.0
Vice-president	0.0	0.0	0.0
Manager	0.0	0.0	0.0
Engineering Staff	0.0	0.0	0.0
System Operator(s)	0.0	0.0	0.0
Meter reader	0.0	0.0	0.0
Customer Service	0.0	0.0	0.0
Accounting	0.0	0.0	0.0
Business Office	0.0	0.0	0.0
Rates Department	0.0	0.0	0.0
Administrative Staff	0.0	0.0	0.0
Other	0.0	0.0	0.0
Total	0.0	0.0	0.0

Instructions: Fill out the Grey Cells with the relevant information. Input 0 or none if there is nothing recorded in that account or there is no applicable information to report. A full-time employee is based on 2080 total hours per year. Please calculate partial employees using 2080 hours.

LITTLE PARK WATER COMPANY
Annual Report
Supplemental Financial Data (Long-Term Debt)
12/31/18

Supplemental Financial Data (Long-Term Debt)				
	Loan #1	Loan #2	Loan #3	Loan #4
Date Issued	12/1/2011	11/19/2018	NA	NA
Source of Loan	SunWest Bank	SunWest Bank	NA	NA
ACC Decision No.	72667	76835	NA	NA
Reason for Loan	Arsenic Remediation	Arsenic Remediation	NA	NA
Dollar Amt. Issued	\$140,000	\$110,226	NA	NA
Amount Outstanding	\$0	\$108,871	NA	NA
Date of Maturity	12/1/2018	11/15/2031	NA	NA
Interest Rate	6.27%	7% variable	NA	NA
Current Year Interest	\$5,335	\$1,828	NA	NA
Current Year Principal	\$3,993	\$1,338	NA	NA

Meter Deposit Balance at Test Year End:	\$8,800
---	---------

Meter Deposits Refunded During the Test Year:	\$874
---	-------

List all bonds, notes, loans, and other types of indebtedness in which the proceeds were used in the provision of public utility service. Indebtedness incurred for personal uses by the owner of the utility should not be listed. Input 0 or none if there is nothing to report for that cell.

LITTLE PARK WATER COMPANY
Annual Report
Well and Water Usage
12/31/18

Well and Water Usage

[illegible]

Name of system water delivered to:	N/A	
ADWR PCC Number:		#N/A
Source of water delivered to another system	N/A	

Name of system water received from:	BIG PARK WATER CO	
ADWR PCC Number:	91-000609.0000	
Source of water received	Ground Water	
Well registry 55# (55-XXXXXX):	55-636197	

Month	Water withdrawn (acre ft) ¹	Water sold (acre ft) ²	Water delivered (sold) to other systems (acre ft) ³	Water received (purchased) from other systems (acre ft) ⁴	Estimated authorized use (acre ft) ⁵	Purchased Power Expense ⁶	Purchased Power (kWh) ⁷
January	5	3	0	0	0	\$1,452	11,237
February	4	4	0	0	0	1,458	10,996
March	4	3	0	0	0	1,252	9,418
April	9	6	0	0	0	1,243	9,218
May	6	6	0	0	0	1,584	12,803
June	8	8	0	0	0	1,727	14,099
July	6	6	0	0	0	1,650	13,548
August	7	6	0	0	0	1,441	12,077
September	8	13	0	0	0	1,709	15,128
October	5	5	0	0	0	1,490	12,876
November	3	5	0	0	0	1,221	9,648
December	4	3	0	0	0	1,330	10,993
Totals	69	67	0	0	0	\$17,557	142,041

If applicable, in the space below please provide a description for all un-metered water use along with amounts:

NA	
----	--

Instructions: Fill out the Grey Cells with the relevant information. Input 0 or none if there is nothing recorded in that account or there is no applicable information to report.

- 1 Water withdrawn - Total acre feet of water withdrawn from pumped sources.
2 Water sold - Total acre feet from customer meters, and other sales such as construction water.
3 Water delivered (sold) to other systems - Total acre feet of water delivered to other systems.
4 Water received (purchased) from other systems - Total acre feet of water purchased/received from other systems.
5 Estimated authorized use - Total estimated acre feet from authorized metered or unmetered use. Authorized uses such as flushing (mains, services and hydrants) draining/cleaning tanks, process, construction, fire fighting, etc. Non-authorized use (real losses) are service line breaks and leaks, water main breaks, meter inaccuracies and theft.
6 Enter the total purchased power costs for the power meters associated with this system.
7 Enter the total purchased kWh used by the power meters associated with this system.

LITTLE PARK WATER COMPANY

Annual Report

Water Utility Plant Description

12/31/18

Water Utility Plant Description

Name of the System:	LITTLE PARK WATER CO	
ADEQ Public Water System Number:	AZ0413075	
ADWR PCC Number:	91-000651.0000	

MAINS		
Sizes (inches)	Material	Length (feet)
2.00	PVC	680
4.00	PVC	910
6.00	PVC & DI	13,041
8.00	PVC & DI	13,386
NA	NA	NA
NA	NA	NA
NA	NA	NA
NA	NA	NA
NA	NA	NA
NA	NA	NA
NA	NA	NA
NA	NA	NA
NA	NA	NA
NA	NA	NA

SERVICE LINES	
Material	Percent of system
Black poly	100%
NA	0%
NA	0%
NA	NA
NA	NA

CUSTOMER METERS	
Size (inches)	Quantity
5/8 X 3/4	34
0.75	10
1	44
1.5	1
4	1
NA	NA
NA	NA
NA	NA
NA	NA
NA	NA
NA	NA
NA	NA
NA	NA
NA	NA
NA	NA
NA	NA
NA	NA
NA	NA

BOOSTER PUMPS		
Horsepower	GPM	Quantity
7.5	65	1
7.5	77	1
7.5	13	1
7.5	14	1

FIRE HYDRANTS	
Type	Quantity
Standard *	29
Other	NA

STORAGE TANKS		
Capacity (gallons)	Material	Quantity
10,000	STEEL	1
8,800	STEEL	2
NA	NA	NA
NA	NA	NA
NA	NA	NA
NA	NA	NA
NA	NA	NA

PRESSURE/BLADDER TANKS		
Capacity (gallons)	Material	Quantity
1,500	Steel	1
2,000	Steel	1
NA	NA	NA
NA	NA	NA
NA	NA	NA
NA	NA	NA
NA	NA	NA

Instructions: Fill out the Grey Cells with the relevant information. Input 0 or none if there is nothing recorded in that account or there is no applicable information to report. Copy and paste this sheet as many times as is necessary.

* A standard fire hydrant has two 2.5 inch hose connection nozzles with 7.5 threads per inch, and one 4.5 inch pumper connection nozzle with 4 threads per inch.

Water Utility Plant Description (Continued)

For the following three items, list the utility owned assets in each category for each system.

TREATMENT EQUIPMENT:	1 each 80 GPM Arsenic Treatment plant (absorption) at Well #1 1 each 80 GPM Arsenic Treatment plant (absorption) at Well #2
STRUCTURES:	2 each chain link fence 2 each 20" x 20" metal building
OTHER:	NA

Instructions: Fill out the Grey Cells with the relevant information. Input 0 or none if there is nothing recorded in that account or there is no applicable information to report. Copy and paste this sheet as many times as is necessary.

LITTLE PARK WATER COMPANY
Annual Report
Customer and Other Information
12/31/18

Customer and Other Information	
Name of the System:	LITTLE PARK WATER COMPANY
ADEQ Public Water System Number:	13-075
ADWR PCC Number:	91-000651.0000

Month	Number of Customers				
	Single-Family	Multi-Family	Commercial	Turf/Irrigation	Other Non-Residential
January	85	0	2	0	0
February	85	0	2	0	0
March	85	0	2	0	0
April	85	0	3	0	0
May	85	0	2	0	0
June	86	0	3	0	0
July	86	0	3	0	0
August	87	0	3	0	0
September	88	0	3	0	0
October	89	0	2	0	0
November	89	0	2	0	0
December	89	0	2	0	0

If the system has fire hydrants, what is the fire flow requirements? GPM for hrs.

Does the system have chlorination treatment?

Does the Company have an ADWR Gallons Per Capita Per Day (GPCPD) requirement?

If yes, provide the GPCPD amount:

Is the Water Utility located in an ADWR Active Management Area (AMA)?

If yes, which AMA?

Instructions: Fill out the Grey Cells with the relevant information. Input 0 or none if there is nothing recorded in that account or there is no applicable information to report. Copy and paste this sheet as many times as is necessary.

LITTLE PARK WATER COMPANY
Annual Report
Property Taxes
12/31/18

Property Taxes	
Amount of actual property taxes paid during Calendar Year 2018 was	\$3,462

If no property taxes paid, explain why.
NA

Instructions: Fill out the Grey Cells with the relevant information. Input 0 or none if there is nothing recorded in that account or there is no applicable information to report.

LITTLE PARK WATER COMPANY
Annual Report
Verification and Sworn Statement (Taxes)
12/31/18

Verification and Sworn Statement (Taxes)

RECEIVED

APR 12 2019

Verification: State of Arizona I, the undersigned of the
(state name)

County of (county name):
Name (owner or official) title:
Company name:

Yavapai
STEVE GUDOVIC, PRESIDENT
LITTLE PARK WATER COMPANY

ARIZONA CORP COMMISSION
UTILITIES DIVISION - DIRECTOR'S OFFICE

DO SAY THAT THIS ANNUAL UTILITY PROPERTY TAX AND SALES TAX REPORT TO THE ARIZONA CORPORATION COMMISSION.

FOR THE YEAR ENDING: 12/31/18

HAS BEEN PREPARED UNDER MY DIRECTION, FROM THE ORIGINAL BOOKS, PAPERS AND RECORDS OF SAID UTILITY; THAT I HAVE CAREFULLY EXAMINED THE SAME, AND DECLARE THE SAME TO BE A COMPLETE AND CORRECT STATEMENT OF BUSINESS AND AFFAIRS OF SAID UTILITY FOR THE PERIOD COVERED BY THIS REPORT IN RESPECT TO EACH AND EVERY MATTER AND THING SET FORTH, TO THE BEST OF MY KNOWLEDGE, INFORMATION AND BELIEF.

Sworn Statement: I HEREBY ATTEST THAT ALL PROPERTY TAXES FOR SAID COMPANY ARE CURRENT AND PAID IN FULL.

I HEREBY ATTEST THAT ALL SALES TAXES FOR SAID COMPANY ARE CURRENT AND PAID IN FULL.

Steve Gudovic

signature of owner/official

928-284-2298

telephone no.

SUBSCRIBED AND SWORN TO BEFORE ME A NOTARY PUBLIC
IN AND FOR THE COUNTY

THIS

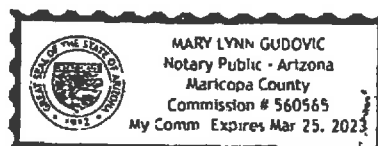
11th

DAY OF

Maricopa
(county name)
April
(month) and (year)
2019

MY COMMISSION EXPIRES

3/25/23
(date)



Mary Lynn Gudovic
(signature of notary public)

Verification and Sworn Statement

Verification:

State of Arizona I, the undersigned of the
(state name)

County of (county name): Yavapai

Name (owner or official) title: STEVE GUDOVIC, PRESIDENT

Company name: LITTLE PARK WATER COMPANY

APR 12 2019

ARIZONA CORP COMMISSION
UTILITIES DIVISION - DIRECTOR'S OFFICE

DO SAY THAT THIS ANNUAL UTILITY PROPERTY TAX AND SALES TAX REPORT TO THE ARIZONA CORPORATION COMMISSION.

FOR THE YEAR ENDING: 12/31/18

HAS BEEN PREPARED UNDER MY DIRECTION, FROM THE ORIGINAL BOOKS, PAPERS AND RECORDS OF SAID UTILITY; THAT I HAVE CAREFULLY EXAMINED THE SAME, AND DECLARE THE SAME TO BE A COMPLETE AND CORRECT STATEMENT OF BUSINESS AND AFFAIRS OF SAID UTILITY FOR THE PERIOD COVERED BY THIS REPORT IN RESPECT TO EACH AND EVERY MATTER AND THING SET FORTH, TO THE BEST OF MY KNOWLEDGE, INFORMATION AND BELIEF.

Sworn Statement: IN ACCORDANCE WITH THE REQUIREMENTS OF TITLE 40, ARTICLE 8, SECTION 40-401, ARIZONA REVISED STATUTES, IT IS HEREIN REPORTED THAT THE GROSS OPERATING REVENUE OF SAID UTILITY DERIVED FROM ARIZONA INTRASTATE UTILITY OPERATIONS DURING THE CALENDAR YEAR WAS:


Arizona Intrastate Gross Operating Revenues Only (\$)

\$139,409

(The amount in the box above includes

\$8,387

in sales taxes
billed or collected)



signature of owner/official

928-284-2298

telephone no.

SUBSCRIBED AND SWORN TO BEFORE ME A NOTARY PUBLIC
IN AND FOR THE COUNTY

Maricopa

(county name)

THIS

11th

DAY OF


April 2019


(month) and (year)

MY COMMISSION EXPIRES

3/25/23

(date)




(signature of notary public)

LITTLE PARK WATER COMPANY
Annual Report
Verification and Sworn Statement (Residential Revenue)
12/31/18

Verification and Sworn Statement (Residential Revenue)

Verification:

State of Arizona I, the undersigned of the
(state name)

County of (county name):

Yavapai

Name (owner or official) title:

STEVE GUDOVIC, PRESIDENT

Company name:

LITTLE PARK WATER COMPANY

RECEIVED

APR 12 2019

ARIZONA CORP COMMISSION
UTILITIES DIVISION - DIRECTOR'S OFFICE

DO SAY THAT THIS ANNUAL UTILITY PROPERTY TAX AND SALES TAX REPORT TO THE ARIZONA CORPORATION COMMISSION.

FOR THE YEAR ENDING: 12/31/18

HAS BEEN PREPARED UNDER MY DIRECTION, FROM THE ORIGINAL BOOKS, PAPERS AND RECORDS OF SAID UTILITY; THAT I HAVE CAREFULLY EXAMINED THE SAME, AND DECLARE THE SAME TO BE A COMPLETE AND CORRECT STATEMENT OF BUSINESS AND AFFAIRS OF SAID UTILITY FOR THE PERIOD COVERED BY THIS REPORT IN RESPECT TO EACH AND EVERY MATTER AND THING SET FORTH, TO THE BEST OF MY KNOWLEDGE, INFORMATION AND BELIEF.

Sworn Statement: IN ACCORDANCE WITH THE REQUIREMENTS OF TITLE 40, ARTICLE 8, SECTION 40-401, ARIZONA REVISED STATUTES, IT IS HEREIN REPORTED THAT THE GROSS OPERATING REVENUE OF SAID UTILITY DERIVED FROM ARIZONA INTRASTATE UTILITY OPERATIONS RECEIVED FROM RESIDENTIAL CUSTOMERS DURING THE CALENDAR YEAR WAS:

Arizona Intrastate Gross Operating Revenues Only (\$)

\$101,567

(The amount in the box above includes

\$6,268

in sales taxes
billed or collected)

Steve Gudovic
signature of owner/official

928-284-2298

telephone no.

SUBSCRIBED AND SWORN TO BEFORE ME A NOTARY PUBLIC
IN AND FOR THE COUNTY

Maricopa
(county name)

THIS


11 th

DAY OF

April 2019
(month) and (year)

MY COMMISSION EXPIRES

3/25/23
(date)



Mary Lynn Gudovic
(signature of notary public)