

RECEIVED  
UTILITIES DIVISION  
2019 MAY 30 A 9:57  
ARIZONA CORPORATION  
COMMISSION

**ANNUAL REPORT**

Of

Company Name: **Loma Estates Water Company**

Mailing Address: 4705 Aldrich Dr. S  
Prescott, AZ 86305

Docket No.:

For the Year Ended: **12/31/18**

**WATER UTILITY**

To

Arizona Corporation Commission

**Due on April 15th**

Email: [rdelafuente@azcc.gov](mailto:rdelafuente@azcc.gov), mail or deliver the completed Annual Report to:

Arizona Corporation Commission  
Compliance Section - Utilities Division  
1200 West Washington Street  
Phoenix, Arizona 85007

Application Type: **Original Filing**

Application Date: **1/22/2019**

7-2-19

ARIZONA CORPORATION COMMISSION  
WATER UTILITY ANNUAL REPORT

0

A Class ☒ Utility

1. For the Calendar Year Ended: 12/31/18

2. Address: 

4705 Aldrich Dr. S			
City:	Prescott	State:	AZ
		Zip Code:	86305

3. Telephone Number: 

928-713-6836
--------------

4. Date of Original Organization of Utility: 

--

5. Person to whom correspondence should be addressed concerning this report:

Name: 

Mark Baker
------------

  
Telephone No. : 

928-713-6836
--------------

  
Address: 

4705 Aldrich Dr. S			
City:	Prescott	State:	AZ
		Zip Code:	86305

  
Email: 

markscars68@gmail.com
-----------------------

6. On-Site Manager:

Name: 

--

  
Telephone No. : 

--

  
Address: 

City:		State:	
		Zip Code:	

  
Email: 

--

7. Ownership: 

LLC
-----

8. Counties Served: 

Yavapai
---------

0  
Annual Report  
Utility Plant in Service (Water)  
12/31/18

Utility Plant in Service (Water)							
Account No.	Description	Beginning Year Original Cost	Current Year Additions	Current Year Retirements	Adjusted Original Cost	Accumulated Depreciation	OCLD (OC less AD)
301	Organization				\$0		\$0
302	Franchises				0		0
303	Land and Land Rights				0		0
304	Structures and Improvements	1378.98			0	1175.30	203.68
305	Collecting & Improving Reservoirs				0		0
306	Lake, River, Canal Intakes				0		0
307	Wells and Springs				0		0
308	Infiltration Galleries				0		0
309	Supply Mains				0		0
310	Power Generation Equipment				0		0
311	Pumping Equipment	3000.00	2443.00	3000.00	2443.00	171.01	2271.99
320	Water Treatment Equipment				0		0
320.1	Water Treatment Plants				0		0
320.2	Solution Chemical Feeders				0		0
320.3	Point-of-Use Treatment Devices				0		0
330	Distribution Reservoirs and Standpipes	2000.00			0	1820.00	180.00
330.1	Storage Tanks				0		0
330.2	Pressure Tanks				0		0
331	Transmission and Distribution Mains	1000.00			0	910.00	90.00
333	Services				0		0
334	Meters and Meter Installations	1710.00	120.00		1830.00	1549.80	280.20
335	Hydrants				0		0
336	Backflow Prevention Devices				0		0
339	Other Plant and Misc. Equipment	2530.65			0	2126.80	404.85
340	Office Furniture and Equipment		305.13		305.13	0	305.13
340.1	Computer & Software				0		0
341	Transportation Equipment				0		0
342	Stores Equipment				0		0
343	Tools, Shop and Garage Equipment				0		0
344	Laboratory Equipment				0		0
345	Power Operated Equipment				0		0
346	Communication Equipment				0		0
347	Miscellaneous Equipment				0		0
348	Other Tangible Plant				0		0
	<b>Totals</b>	<b>\$0</b>	<b>\$0</b>	<b>\$0</b>	<b>\$0</b>	<b>\$0</b>	<b>\$0</b>

**Instructions:** Fill out the Grey Cells with the relevant information. Input 0 or none if there is nothing recorded in that account or there is no applicable information to report.

0  
Annual Report  
Depreciation Expense for the Current Year (Water)  
12/31/18

Depreciation Expense for the Current Year (Water)								
Account No.	Description	Beginning Year Original Cost	Current Year Additions	Current Year Retirements	Adjusted Original Cost	Fully Depreciated/Non-depreciable Plant	Depreciation Percentages	Depreciation Expense
301	Organization	\$0	\$0	\$0	\$0			\$0
302	Franchises	0	0	0	0			0
303	Land and Land Rights	0	0	0	0			0
304	Structures and Improvements	0	0	0	0	203.66	.07	0
305	Collecting & Improving Reservoirs	0	0	0	0			0
306	Lake, River, Canal Intakes	0	0	0	0			0
307	Wells and Springs	0	0	0	0			0
308	Infiltration Galleries	0	0	0	0			0
309	Supply Mains	0	0	0	0			0
310	Power Generation Equipment	0	0	0	0			0
311	Pumping Equipment	0	0	0	0	2271.90	.07	0
320	Water Treatment Equipment	0	0	0	0			0
320.1	Water Treatment Plants	0	0	0	0			0
320.2	Solution Chemical Feeders	0	0	0	0			0
320.3	Point-of-Use Treatment Devices	0	0	0	0			0
330	Distribution Reservoirs and Standpipes	0	0	0	0	180.00	.07	0
330.1	Storage Tanks	0	0	0	0			0
330.2	Pressure Tanks	0	0	0	0			0
331	Transmission and Distribution Mains	0	0	0	0	90.00	.07	0
333	Services	0	0	0	0			0
334	Meters and Meter Installations	0	0	0	0	280.20	.07	0
335	Hydrants	0	0	0	0			0
336	Backflow Prevention Devices	0	0	0	0			0
339	Other Plant and Misc. Equipment	0	0	0	0	404.85	.07	0
340	Office Furniture and Equipment	0	0	0	0	0	.20	0
340.1	Computer & Software	0	0	0	0			0
341	Transportation Equipment	0	0	0	0			0
342	Stores Equipment	0	0	0	0			0
343	Tools, Shop and Garage Equipment	0	0	0	0			0
344	Laboratory Equipment	0	0	0	0			0
345	Power Operated Equipment	0	0	0	0			0
346	Communication Equipment	0	0	0	0			0
347	Miscellaneous Equipment	0	0	0	0			0
348	Other Tangible Plant	0	0	0	0			0
	<b>Subtotal</b>	\$0	\$0	\$0	\$0	\$0		\$0

Contribution(s) in Aid of Construction (Gross)  
Less: Non Amortizable Contribution(s)  
Fully Amortized Contribution(s)  
Amortizable Contribution(s)  
Times: Proposed Amortization Rate  
Amortization of CIAC

0

\$0

Less: Amortization of CIAC

DEPRECIATION EXPENSE 7751.90

Instructions: Fill out the Grey Cells with the relevant information. Input 0 or none if there is nothing recorded in that account or there is no applicable information to report.

0  
Annual Report  
Balance Sheet Assets  
12/31/18

Balance Sheet Assets				
	Assets		Balance at Beginning of Year (2018)	Balance at End of Year (2018)
Account No.	Current and Accrued Assets			
131	Cash		569.89	1449.07
134	Working Funds			
135	Temporary Cash Investments			
141	Customer Accounts Receivable			
146	Notes Receivable from Associated Companies			
151	Plant Material and Supplies			
162	Prepayments		114.26	655.57
174	Miscellaneous Current and Accrued Assets			
	<b>Total Current and Accrued Assets</b>		<b>\$0</b>	<b>\$0</b>
Account No.	Fixed Assets			
101	Utility Plant in Service*		\$0	\$0
103	Property Held for Future Use			
105	Construction Work in Progress			
108	Accumulated Depreciation (enter as negative)*		7751.90	0
121	Non-Utility Property			
122	Accumulated Depreciation - Non Utility			
	<b>Total Fixed Assets</b>		<b>\$0</b>	<b>\$0</b>
	<b>Total Assets</b>		<b>\$0</b>	<b>\$0</b>

**Instructions:** Fill out the Grey Cells with the relevant information. Input 0 or none if there is nothing recorded in that account or there is no applicable information to report.

\*Note these items feed automatically from AR3 UPIS Page 3

0  
Annual Report  
Balance Sheet Liabilities and Owners Equity

Balance Sheet Liabilities and Owners Equity				
	Liabilities		Balance at Beginning of Year (2018)	Balance at End of Year (2018)
Account No.	Current Liabilities			
231	Accounts Payable		8818.11	0
232	Notes Payable (Current Portion)			
234	Notes Payable to Associated Companies			
235	Customer Deposits			
236	Accrued Taxes			752.00
237	Accrued Interest			
242	Miscellaneous Current and Accrued Liabilities			
	<b>Total Current Liabilities</b>		8818.11	752.00
			\$0	\$0
	Long Term Debt			
224	Long Term Debt (Notes and Bonds)			
	Deferred Credits			
251	Unamortized Premium on Debt			
252	Advances in Aid of Construction			
255	Accumulated Deferred Investment Tax Credits			
271	Contributions in Aid of Construction			
272	Less: Amortization of Contributions			
281	Accumulated Deferred Income Tax			
	<b>Total Deferred Credits</b>		\$0	\$0
	<b>Total Liabilities</b>		\$0	\$0
	Capital Accounts			
201	Common Stock Issued			
211	Other Paid-In Capital			
215	Retained Earnings			
218	Proprietary Capital (Sole Props and Partnerships)			
	<b>Total Capital</b>		\$0	\$0
	<b>Total Liabilities and Capital</b>		\$0	\$0

**Instructions:** Fill out the Grey Cells with the relevant information. Input 0 or none if there is nothing recorded in that account or there is no applicable information to report.

**Note:** Total liabilities and Capital must match total assets for the beginning and end of the year!

0  
Annual Report  
Water Comparative Income Statement  
12/31/18

Water Comparative Income Statement			
Account No.	Calendar Year	Current Year 01/01/2018 - 12/31/2018	Last Year 01/01/2017 - 12/31/2017
	<b>Operating Revenue</b>		
461	Metered Water Revenue	13,420.93	11508.19
460	Unmetered Water Revenue	0	0
462	Fire Protection Revenue	0	0
469	Guaranteed Revenues (Surcharges)	0	0
471	Miscellaneous Service Revenues	0	0
474	Other Water Revenue	0	0
	<b>Total Revenues</b>	<b>\$0</b>	<b>\$0</b>
	<b>Operating Expenses</b>		
601	Salaries and Wages	2800.00	4500.00
604	Employee Pensions and Benefits		
610	Purchased Water	700.00	
615	Purchased Power	1494.40	1231.97
618	Chemicals		
620	Materials and Supplies		
620.1	Repairs and Maintenance		
620.2	Office Supplies and Expense	375.91	206.27
630	Contractual Services		
631	Contractual Services -Engineering		
632	Contractual Services - Accounting	360.00	295.00
633	Contractual Services - Legal		
634	Contractual Services - Management Fees		
635	Contractual Services - Water Testing	904.00	914.00
636	Contractual Services - Other		
640	Rents		
641	Rental of Building/Real Property		
642	Rental of Equipment		
650	Transportation Expenses		
657	Insurance - General Liability	973.68	930.34
657.1	Insurance - Health and Life		
665	Regulatory Commission Expense - Rate		
670	Bad Debt Expense		
675	Miscellaneous Expense	504.00	987.30
403	Depreciation Expense (From Schedule AR4)		
408	Taxes Other Than Income	440.98	480.17
408.11	Property Taxes	1211.00	801.93
409	Income Taxes		
427.1	Customer Security Deposit Interest		
	<b>Total Operating Expenses</b>	<b>\$0</b>	<b>\$0</b>
	<b>Operating Income / (Loss)</b>	<b>\$0</b>	<b>\$0</b>
	<b>Other Income / (Expense)</b>		
419	Interest and Dividend Income	.19	.18
421	Non-Utility Income		
426	Miscellaneous Non-Utility (Expense)		
427	Interest (Expense)		
	<b>Total Other Income / (Expense)</b>	<b>\$0</b>	<b>\$0</b>
	<b>Net Income / (Loss)</b>	<b>\$0</b>	<b>\$0</b>

**Instructions:** Fill out the Grey Cells with the relevant information. Input 0 or none if there is nothing recorded in that account or there is no applicable information to report.

0  
 Annual Report  
 Full time equivalent employees  
 12/31/18

**Full time equivalent employees**

	Direct Company	Outside service	Total
President	0	0	0.0
Vice-president	0	0	0.0
Manager	0	0	0.0
Engineering Staff	0	0	0.0
System Operator(s)	0	0	0.0
Meter reader	0	0	0.0
Customer Service	0	0	0.0
Accounting	0	0	0.0
Business Office	0	0	0.0
Rates Department	0	0	0.0
Administrative Staff	0	0	0.0
Other	0	0	0.0
<b>Total</b>	<b>0.0</b>	<b>0.0</b>	<b>0.0</b>

**Instructions:** Fill out the Grey Cells with the relevant information. Input 0 or none if there is nothing recorded in that account or there is no applicable information to report. A full-time employee is based on 2080 total hours per year. Please calculate partial employees using 2080 hours.



0

Annual Report

Supplemental Financial Data (Long-Term Debt)

12/31/18

Supplemental Financial Data (Long-Term Debt)				
	Loan #1	Loan #2	Loan #3	Loan #4
Date Issued	0	0	0	0
Source of Loan				
ACC Decision No.				
Reason for Loan				
Dollar Amt. Issued				
Amount Outstanding				
Date of Maturity				
Interest Rate				
Current Year Interest				
Current Year Principal				

Meter Deposit Balance at Test Year End:	0
---	---

Meter Deposits Refunded During the Test Year:	0
---	---

*List all bonds, notes, loans, and other types of indebtedness in which the proceeds were used in the provision of public utility service. Indebtedness incurred for personal uses by the owner of the utility should not be listed. Input 0 or none if there is nothing to report for that cell.*

[illegible]

Name of system water received from:	
ADWR PCC Number:	
Source of water received	
Well registry 55# (55-XXXXXX):	

2.393821053

--

\_\_\_\_\_

0

Water Utility Plant Description		
Name of the System: LW-02245A	0	
ADEQ Public Water System Number:		
ADWR PCC Number: 806681L		

[illegible]

FIRE HYDRANTS	
Type	Quantity
Standard *	0
Other	

STORAGE TANKS		
Capacity (gallons)	Material	Quantity
12,000	Metal	1

PRESSURE/BLADDER TANKS		
Capacity (gallons)	Material	Quantity
15	Composite	1

\* A standard fire hydrant has two 2.5 inch hose connection nozzles with 7.5 threads per inch, and one 4.5 inch pumper connection nozzle with 4 threads per inch.

Annual Report  
 Water Utility Plant Description (Continued)  
 12/31/18

<b>Water Utility Plant Description (Continued)</b>
--

For the following three items, list the utility owned assets in each category for each system.

<b>TREATMENT EQUIPMENT:</b>	
-----------------------------	--

<b>STRUCTURES:</b>	4x4x6 Pump Cover 8x2x4 1/2 Well Cover 10x10x8 Shed
--------------------	--

<b>OTHER:</b>	1R Transmitter, Receiver, Water Level Switch
---------------	--

**Instructions:** Fill out the Grey Cells with the relevant information. Input 0 or none if there is nothing recorded in that account or there is no applicable information to report. Copy and paste this sheet as many times as is necessary

0  
 Annual Report  
 Customer and Other Information  
 12/31/18

Customer and Other Information	
Name of the System:	0 W02245 A
ADEQ Public Water System Number:	
ADWR PCC Number:	

Month	Number of Customers				
	Single-Family	Multi-Family	Commercial	Turf/Irrigation	Other Non-Residential
January	32				
February	32				
March	32				
April	32				
May	32				
June	32				
July	32				
August	32				
September	32				
October	32				
November	32				
December	32				

If the system has fire hydrants, what is the fire flow requirements? N/A GPM for hrs.

Does the system have chlorination treatment? N/A

Does the Company have an ADWR Gallons Per Capita Per Day (GCPCPD) requirement? NO

If yes, provide the GCPCPD amount:

Is the Water Utility located in an ADWR Active Management Area (AMA)? NO  
 If yes, which AMA?

**Instructions:** Fill out the Grey Cells with the relevant information. Input 0 or none if there is nothing recorded in that account or there is no applicable information to report. Copy and paste this sheet as many times as is necessary

Annual Report  
Property Taxes  
12/31/18

Amount of actual property taxes paid during Calendar Year 2018 was

440.98

INFORM THAT THE ABOVE LISTED TAX AND FEE CAN BE PAID TO THE ARIZONA  
TAXPAYER RELIEF FUND.

Page 14

0  
Annual Report  
Verification and Sworn Statement (Taxes)  
12/31/18

Verification and Sworn Statement (Taxes)

Verification: State of ARIZONA I, the undersigned of the  
(state name)

County of (county name):

Name (owner or official) title:

Company name:

YAVAPAI  
MARK BAKER OWNER  
LOMA ESTATES WATER COMPANY LLC

DO SAY THAT THIS ANNUAL UTILITY PROPERTY TAX AND SALES TAX REPORT TO THE ARIZONA CORPORATION COMMISSION.

FOR THE YEAR ENDING:

12/31/18

HAS BEEN PREPARED UNDER MY DIRECTION, FROM THE ORIGINAL BOOKS, PAPERS AND RECORDS OF SAID UTILITY; THAT I HAVE CAREFULLY EXAMINED THE SAME, AND DECLARE THE SAME TO BE A COMPLETE AND CORRECT STATEMENT OF BUSINESS AND AFFAIRS OF SAID UTILITY FOR THE PERIOD COVERED BY THIS REPORT IN RESPECT TO EACH AND EVERY MATTER AND THING SET FORTH, TO THE BEST OF MY KNOWLEDGE, INFORMATION AND BELIEF.

Sworn Statement: I HEREBY ATTEST THAT ALL PROPERTY TAXES FOR SAID COMPANY ARE CURRENT AND PAID IN FULL.

I HEREBY ATTEST THAT ALL SALES TAXES FOR SAID COMPANY ARE CURRENT AND PAID IN FULL.

Mark Baker

signature of owner/official

928 713 6836

telephone no.

SUBSCRIBED AND SWORN TO BEFORE ME A NOTARY PUBLIC  
IN AND FOR THE COUNTY

THIS

21<sup>st</sup>

DAY OF

Yavapai

(county name)

May, 2019

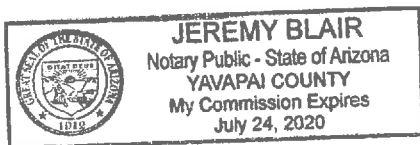
(month) and (year)

MY COMMISSION EXPIRES

07/24/2020  
(date)

Jeremy Blair

(signature of notary public)





Verification and Sworn Statement

Verification:

State of Arizona I, the undersigned of the  
(state name)  
County of (county name): 0 YAVAPAI  
Name (owner or official) title: 0 MARK BAKER OWNER  
Company name: 0 LOMA 250025 WATER COMPANY LLC

DO SAY THAT THIS ANNUAL UTILITY PROPERTY TAX AND SALES TAX REPORT TO THE ARIZONA CORPORATION COMMISSION.

FOR THE YEAR ENDING: 12/31/18

HAS BEEN PREPARED UNDER MY DIRECTION, FROM THE ORIGINAL BOOKS, PAPERS AND RECORDS OF SAID UTILITY; THAT I HAVE CAREFULLY EXAMINED THE SAME, AND DECLARE THE SAME TO BE A COMPLETE AND CORRECT STATEMENT OF BUSINESS AND AFFAIRS OF SAID UTILITY FOR THE PERIOD COVERED BY THIS REPORT IN RESPECT TO EACH AND EVERY MATTER AND THING SET FORTH, TO THE BEST OF MY KNOWLEDGE, INFORMATION AND BELIEF.

**Sworn Statement:** IN ACCORDANCE WITH THE REQUIREMENTS OF TITLE 40, ARTICLE 8, SECTION 40-401, ARIZONA REVISED STATUTES, IT IS HEREIN REPORTED THAT THE GROSS OPERATING REVENUE OF SAID UTILITY DERIVED FROM ARIZONA INTRASTATE UTILITY OPERATIONS DURING THE CALENDAR YEAR WAS:

RECEIVED  
UTILITIES DIVISION  
2019 MAY 30 A 9:58  
ARIZONA CORPORATION  
COMMISSION

Arizona Intrastate Gross Operating Revenues Only (\$)

NA  
(The amount in the box above includes

NA in sales taxes  
billed or collected)

Mark Baker  
signature of owner/official  
0 9287136836  
telephone no.

SUBSCRIBED AND SWORN TO BEFORE ME A NOTARY PUBLIC  
IN AND FOR THE COUNTY

THIS

2/18

DAY OF


Yavapai  
(county name)

May, 2019  
(month) and (year)

MY COMMISSION EXPIRES

07/24/2020  
(date)

Jeremy Blair  
(signature of notary public)



Verification and Sworn Statement (Residential Revenue)

Verification:

State of Arizona, the undersigned of the  
(state name)

County of (county name):

0

YAVAPAI

Name (owner or official) title:

0

MARK BLAIR OWNER

Company name:

0 LOMA 25TH ST WATER COMPANY LLC

DO SAY THAT THIS ANNUAL UTILITY PROPERTY TAX AND SALES TAX REPORT TO THE ARIZONA CORPORATION COMMISSION.

FOR THE YEAR ENDING: 12/31/18

HAS BEEN PREPARED UNDER MY DIRECTION, FROM THE ORIGINAL BOOKS, PAPERS AND RECORDS OF SAID UTILITY; THAT I HAVE CAREFULLY EXAMINED THE SAME, AND DECLARE THE SAME TO BE A COMPLETE AND CORRECT STATEMENT OF BUSINESS AND AFFAIRS OF SAID UTILITY FOR THE PERIOD COVERED BY THIS REPORT IN RESPECT TO EACH AND EVERY MATTER AND THING SET FORTH, TO THE BEST OF MY KNOWLEDGE, INFORMATION AND BELIEF.

**Sworn Statement:** IN ACCORDANCE WITH THE REQUIREMENTS OF TITLE 40, ARTICLE 8, SECTION 40-401, ARIZONA REVISED STATUTES, IT IS HEREIN REPORTED THAT THE GROSS OPERATING REVENUE OF SAID UTILITY DERIVED FROM ARIZONA INTRASTATE UTILITY OPERATIONS RECEIVED FROM RESIDENTIAL CUSTOMERS DURING THE CALENDAR YEAR WAS:

Arizona Intrastate Gross Operating Revenues Only (\$)

NA

(The amount in the box above includes

NA

in sales taxes  
billed or collected)

signature of owner/official

telephone no.

SUBSCRIBED AND SWORN TO BEFORE ME A NOTARY PUBLIC  
IN AND FOR THE COUNTY

THIS

2/5

DAY OF

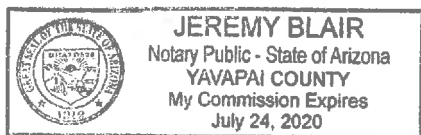
(county name)

May, 2019  
(month) and (year)

MY COMMISSION EXPIRES

07/24/2020  
(date)

(signature of notary public)



RECEIVED  
UTILITIES DIVISION  
2019 MAY 30 A 9:58  
ARIZONA CORPORATION  
COMMISSION