

RECEIVED
UTILITIES DIVISION
JUL 19 2019 10:50

ANNUAL REPORT

Of

Company Name: LOMA LINDA ESTATES, INC. DBA LOMA LINDA WATER COMPANY
PO Box 967

Mailing Address: Thatcher AZ
85552

Docket No.: W-02211A
For the Year Ended: 12/31/18

WATER UTILITY

To

Arizona Corporation Commission

Due on April 15th

Email: rdelafuente@azcc.gov, mail or deliver the completed Annual Report to:
Arizona Corporation Commission
Compliance Section - Utilities Division
1200 West Washington Street
Phoenix, Arizona 85007

Application Type: Original Filing

Application Date: 7/19/2019

8-5-19

ARIZONA CORPORATION COMMISSION
WATER UTILITY ANNUAL REPORT
LOMA LINDA ESTATES, INC. DBA LOMA LINDA WATER COMPANY
A Class ☐ E Utility

1. For the Calendar Year Ended: 12/31/18

2. Address:

PO BOX 967			
City:	THATCHER	State:	ARIZONA
Zip Code:	85552		

3. Telephone Number:

623-302-3239

4. Date of Original Organization of Utility:

12/1/2016

5. Person to whom correspondence should be addressed concerning this report:

Name:

CAROL GONZALEZ

Telephone No. :

623-302-3239

Address:

PO BOX 967			
City:	THATCHER	State:	ARIZONA
Zip Code:	85552		

Email:

gonzalezutilityservices@gmail.com

6. On-Site Manager:

Name:

CAROL GONZALEZ

Telephone No. :

623-302-3239

Address:

PO BOX 967			
City:	THATCHER	State:	ARIZONA
Zip Code:	85552		

Email:

gonzalezutilityservices@gmail.com

7. Ownership:

Proprietorship

8. Counties Served:

Greenlee

LOMA LINDA ESTATES, INC. DBA LOMA LINDA WATER COMPANY

Annual Report

Utility Plant in Service (Water)

12/31/18

Utility Plant in Service (Water)							
Account No.	Description	Beginning Year Original Cost	Current Year Additions	Current Year Retirements	Adjusted Original Cost	Accumulated Depreciation	OCLD (OC less AD)
301	Organization	\$0	\$0	\$0	\$0	\$0	\$0
302	Franchises	50,000	0	0	50,000	9,444	40,556
303	Land and Land Rights	0	0	0	0	0	0
304	Structures and Improvements	30,000	0	0	30,000	16,881	13,119
305	Collecting & Improving Reservoirs	0	0	0	0	0	0
306	Lake, River, Canal Intakes	0	0	0	0	0	0
307	Wells and Springs	0	0	0	0	0	0
308	Infiltration Galleries	0	0	0	0	0	0
309	Supply Mains	0	0	0	0	0	0
310	Power Generation Equipment	0	0	0	0	0	0
311	Pumping Equipment	5,000	0	0	5,000	3,560	1,440
320	Water Treatment Equipment	0	0	0	0	0	0
320.1	Water Treatment Plants	0	0	0	0	0	0
320.2	Solution Chemical Feeders	0	0	0	0	0	0
320.3	Point-of-Use Treatment Devices	0	0	0	0	0	0
330	Distribution Reservoirs and Standpipes	0	0	0	0	0	0
330.1	Storage Tanks	20,000	0	0	20,000	11,254	8,746
330.2	Pressure Tanks	10,000	0	0	10,000	5,627	4,373
331	Transmission and Distribution Mains	10,000	0	0	10,000	10,000	0
333	Services	0	0	0	0	0	0
334	Meters and Meter Installations	0	0	0	0	0	0
335	Hydrants	0	0	0	0	0	0
336	Backflow Prevention Devices	0	0	0	0	0	0
339	Other Plant and Misc. Equipment	0	0	0	0	0	0
340	Office Furniture and Equipment	0	0	0	0	0	0
340.1	Computer & Software	0	0	0	0	0	0
341	Transportation Equipment	0	0	0	0	0	0
342	Stores Equipment	0	0	0	0	0	0
343	Tools, Shop and Garage Equipment	0	0	0	0	0	0
344	Laboratory Equipment	0	0	0	0	0	0
345	Power Operated Equipment	0	0	0	0	0	0
346	Communication Equipment	0	0	0	0	0	0
347	Miscellaneous Equipment	0	0	0	0	0	0
348	Other Tangible Plant	0	0	0	0	0	0
	Totals	\$125,000	\$0	\$0	\$125,000	\$56,766	\$68,234

Instructions: Fill out the Grey Cells with the relevant information. Input 0 or none if there is nothing recorded in that account or there is no applicable information to report.

LOMA LINDA ESTATES, INC. DBA LOMA LINDA WATER COMPANY
Annual Report
Depreciation Expense for the Current Year (Water)
12/31/18

Depreciation Expense for the Current Year (Water)								
Account No.	Description	Beginning Year Original Cost	Current Year Additions	Current Year Retirements	Adjusted Original Cost	Fully Depreciated/Non- depreciable Plant	Depreciation Percentages	Depreciation Expense
301	Organization	\$0	\$0	\$0	\$0	\$0	0.00%	\$0
302	Franchises	50,000	0	0	50,000	0	6.67%	3,333
303	Land and Land Rights	0	0	0	0	0	0.00%	0
304	Structures and Improvements	30,000	0	0	30,000	0	17.49%	5,247
305	Collecting & Improving Reservoirs	0	0	0	0	0	0.00%	0
306	Lake, River, Canal Intakes	0	0	0	0	0	0.00%	0
307	Wells and Springs	0	0	0	0	0	0.00%	0
308	Infiltration Galleries	0	0	0	0	0	0.00%	0
309	Supply Mains	0	0	0	0	0	0.00%	0
310	Power Generation Equipment	0	0	0	0	0	0.00%	0
311	Pumping Equipment	5,000	0	0	5,000	0	19.20%	960
320	Water Treatment Equipment	0	0	0	0	0	0.00%	0
320.1	Water Treatment Plants	0	0	0	0	0	0.00%	0
320.2	Solution Chemical Feeders	0	0	0	0	0	0.00%	0
320.3	Point-of-Use Treatment Devices	0	0	0	0	0	0.00%	0
330	Distribution Reservoirs and Standpipes	0	0	0	0	0	0.00%	0
330.1	Storage Tanks	20,000	0	0	20,000	0	17.49%	3,498
330.2	Pressure Tanks	10,000	0	0	10,000	0	17.49%	1,749
331	Transmission and Distribution Mains	10,000	0	0	10,000	0	0.00%	0
333	Services	0	0	0	0	0	0.00%	0
334	Meters and Meter Installations	0	0	0	0	0	0.00%	0
335	Hydrants	0	0	0	0	0	0.00%	0
336	Backflow Prevention Devices	0	0	0	0	0	0.00%	0
339	Other Plant and Misc. Equipment	0	0	0	0	0	0.00%	0
340	Office Furniture and Equipment	0	0	0	0	0	0.00%	0
340.1	Computer & Software	0	0	0	0	0	0.00%	0
341	Transportation Equipment	0	0	0	0	0	0.00%	0
342	Stores Equipment	0	0	0	0	0	0.00%	0
343	Tools, Shop and Garage Equipment	0	0	0	0	0	0.00%	0
344	Laboratory Equipment	0	0	0	0	0	0.00%	0
345	Power Operated Equipment	0	0	0	0	0	0.00%	0
346	Communication Equipment	0	0	0	0	0	0.00%	0
347	Miscellaneous Equipment	0	0	0	0	0	0.00%	0
348	Other Tangible Plant	0	0	0	0	0	0.00%	0
	Subtotal	\$125,000	\$0	\$0	\$125,000	\$0		\$14,787

Contribution(s) in Aid of Construction (Gross)	\$0
Less: Non Amortizable Contribution(s)	0
Fully Amortized Contribution(s)	0
Amortizable Contribution(s)	\$0
Times: Proposed Amortization Rate	11.83%
Amortization of CIAC	\$0

Less: Amortization of CIAC

DEPRECIATION EXPENSE

Instructions: Fill out the Grey Cells with the relevant information. Input 0 or none if there is nothing recorded in that account or there is no applicable information to report.

LOMA LINDA ESTATES, INC. DBA LOMA LINDA WATER COMPANY
Annual Report
Balance Sheet Assets
12/31/18

Balance Sheet Assets				
	Assets		Balance at Beginning of Year (2018)	Balance at End of Year (2018)
Account No.	Current and Accrued Assets			
131	Cash		\$7,174	\$4,603
134	Working Funds		0	0
135	Temporary Cash Investments		0	0
141	Customer Accounts Receivable		9,560	6,009
146	Notes Receivable from Associated Companies		3,200	3,200
151	Plant Material and Supplies		0	0
162	Prepayments		0	0
174	Miscellaneous Current and Accrued Assets		0	0
	Total Current and Accrued Assets		\$19,934	\$13,812
Account No.	Fixed Assets			
101	Utility Plant in Service*		\$125,000	\$125,000
103	Property Held for Future Use		0	0
105	Construction Work in Progress		0	0
108	Accumulated Depreciation (enter as negative)*		(41,979)	(56,766)
121	Non-Utility Property		0	0
122	Accumulated Depreciation - Non Utility		0	0
	Total Fixed Assets		\$83,021	\$68,234
	Total Assets		\$102,955	\$82,046

Instructions: Fill out the Grey Cells with the relevant information. Input 0 or none if there is nothing recorded in that account or there is no applicable information to report.

*Note these items feed automatically from AR3 UPIS Page 3

LOMA LINDA ESTATES, INC. DBA LOMA LINDA WATER COMPANY
Annual Report
Balance Sheet Liabilities and Owners Equity

Balance Sheet Liabilities and Owners Equity				
	Liabilities		Balance at Beginning of Year (2018)	Balance at End of Year (2018)
Account No.	Current Liabilities			
231	Accounts Payable		\$0	\$0
232	Notes Payable (Current Portion)		0	0
234	Notes Payable to Associated Companies		0	0
235	Customer Deposits		50	50
236	Accrued Taxes		0	0
237	Accrued Interest		0	0
242	Miscellaneous Current and Accrued Liabilities		0	0
	Total Current Liabilities		\$50	\$50
	Long Term Debt			
224	Long Term Debt (Notes and Bonds)		\$69,146	\$49,377
	Deferred Credits			
251	Unamortized Premium on Debt		\$0	\$0
252	Advances in Aid of Construction		0	0
255	Accumulated Deferred Investment Tax Credits		0	0
271	Contributions in Aid of Construction		0	0
272	Less: Amortization of Contributions		0	0
281	Accumulated Deferred Income Tax		0	0
	Total Deferred Credits		\$0	\$0
	Total Liabilities		\$69,196	\$49,427
	Capital Accounts			
201	Common Stock Issued		\$0	\$0
211	Other Paid-In Capital		0	0
215	Retained Earnings		33,759	32,619
218	Proprietary Capital (Sole Props and Partnerships)		0	0
	Total Capital		\$33,759	\$32,619
	Total Liabilities and Capital		\$102,955	\$82,046

Instructions: Fill out the Grey Cells with the relevant information. Input 0 or none if there is nothing recorded in that account or there is no applicable information to report.

Note: Total liabilities and Capital must match total assets for the beginning and end of the year!

LOMA LINDA ESTATES, INC. DBA LOMA LINDA WATER COMPANY
Annual Report
Water Comparative Income Statement
12/31/18

Water Comparative Income Statement			
Account No.	Calendar Year	Current Year 01/01/2018 - 12/31/2018	Last Year 01/01/2017 - 12/31/2017
	Operating Revenue		
461	Metered Water Revenue	\$60,965	\$61,898
460	Unmetered Water Revenue	0	0
462	Fire Protection Revenue	0	0
469	Guaranteed Revenues (Surcharges)	0	0
471	Miscellaneous Service Revenues	0	0
474	Other Water Revenue	0	0
	Total Revenues	\$60,965	\$61,898
	Operating Expenses		
601	Salaries and Wages	\$0	\$0
604	Employee Pensions and Benefits	0	0
610	Purchased Water	0	0
615	Purchased Power	3,927	4,317
618	Chemicals	0	0
620	Materials and Supplies	0	0
620.1	Repairs and Maintenance	20,504	10,776
620.2	Office Supplies and Expense	3,015	2,893
630	Contractual Services	3,360	2,750
631	Contractual Services -Engineering	0	0
632	Contractual Services - Accounting	350	250
633	Contractual Services - Legal	0	0
634	Contractual Services - Management Fees	8,410	595
635	Contractual Services - Water Testing	2,390	50
636	Contractual Services - Other	0	0
640	Rents	0	0
641	Rental of Building/Real Property	0	0
642	Rental of Equipment	0	0
650	Transportation Expenses	269	103
657	Insurance - General Liability	350	620
657.1	Insurance - Health and Life	0	0
665	Regulatory Commission Expense - Rate	0	0
670	Bad Debt Expense	0	0
675	Miscellaneous Expense	0	0
403	Depreciation Expense (From Schedule AR4)	14,787	19,627
408	Taxes Other Than Income	695	772
408.11	Property Taxes	671	1,141
409	Income Taxes	0	0
427.1	Customer Security Deposit Interest	0	0
	Total Operating Expenses	\$58,728	\$43,894
	Operating Income / (Loss)	\$2,237	\$18,004
	Other Income / (Expense)		
419	Interest and Dividend Income	\$1	\$1
421	Non-Utility Income	0	0
426	Miscellaneous Non-Utility (Expense)	0	0
427	Interest (Expense)	(2,877)	(3,798)
	Total Other Income / (Expense)	(\$2,876)	(\$3,797)
	Net Income / (Loss)	(\$639)	\$14,207

Instructions: Fill out the Grey Cells with the relevant information. Input 0 or none if there is nothing recorded in that account or there is no applicable information to report.

LOMA LINDA ESTATES, INC. DBA LOMA LINDA WATER COMPANY
Annual Report
Full time equivalent employees
12/31/18

Full time equivalent employees

	Direct Company	Outside service	Total
President	1.0	0.0	1.0
Vice-president	0.0	0.0	0.0
Manager	0.0	1.0	1.0
Engineering Staff	0.0	0.0	0.0
System Operator(s)	0.0	0.0	0.0
Meter reader	0.0	0.0	0.0
Customer Service	0.0	0.0	0.0
Accounting	0.0	0.0	0.0
Business Office	0.0	0.0	0.0
Rates Department	0.0	0.0	0.0
Administrative Staff	0.0	0.0	0.0
Other	0.0	0.0	0.0
Total	1.0	1.0	2.0

Instructions: Fill out the Grey Cells with the relevant information. Input 0 or none if there is nothing recorded in that account or there is no applicable information to report. A full-time employee is based on 2080 total hours per year. Please calculate partial employees using 2080 hours.

LOMA LINDA ESTATES, INC. DBA LOMA LINDA WATER COMPANY
Annual Report
Supplemental Financial Data (Long-Term Debt)
12/31/18

Supplemental Financial Data (Long-Term Debt)				
	Loan #1	Loan #2	Loan #3	Loan #4
Date Issued	N/A	N/A	N/A	N/A
Source of Loan	N/A	N/A	N/A	N/A
ACC Decision No.	N/A	N/A	N/A	N/A
Reason for Loan	N/A	N/A	N/A	N/A
Dollar Amt. Issued	N/A	N/A	N/A	N/A
Amount Outstanding	N/A	N/A	N/A	N/A
Date of Maturity	N/A	N/A	N/A	N/A
Interest Rate	N/A	N/A	N/A	N/A
Current Year Interest	N/A	N/A	N/A	N/A
Current Year Principal	N/A	N/A	N/A	N/A

Meter Deposit Balance at Test Year End:	\$50
-----------------------------------------	------

Meter Deposits Refunded During the Test Year:	\$0
-----------------------------------------------	-----

List all bonds, notes, loans, and other types of indebtedness in which the proceeds were used in the provision of public utility service. Indebtedness incurred for personal uses by the owner of the utility should not be listed. Input 0 or none if there is nothing to report for that cell.

LOMA LINDA ESTATES, INC. DBA LOMA LINDA WATER COMPANY
Annual Report
Well and Water Usage
12/31/18

Well and Water Usage

[illegible]

Name of system water delivered to:	LOMA LINDA WATER CO	
ADWR PCC Number:	91-000177.0000	
Source of water delivered to another system	Ground Water	

Name of system water received from:	
ADWR PCC Number:	
Source of water received	
Well registry 55# (55-XXXXXX):	

Month	Water withdrawn (acre ft) ¹	Water sold (acre ft) ²	Water delivered (sold) to other systems (acre ft) ³	Water received (purchased) from other systems (acre ft) ⁴	Estimated authorized use (acre ft) ⁵	Purchased Power Expense ⁶	Purchased Power (kW/h) ⁷
January	2	2	0	0	0	\$246	1,911
February	2	2	0	0	0	239	1,811
March	2	1	0	0	0	258	1,938
April	2	2	0	0	0	323	2,314
May	3	3	0	0	0	418	3,079
June	4	4	0	0	0	478	3,562
July	4	4	0	0	0	455	3,372
August	4	3	0	0	0	427	3,286
September	3	3	0	0	0	328	2,563
October	2	2	0	0	0	286	2,116
November	2	2	0	0	0	227	1,550
December	2	2	0	0	0	277	1,961
Totals	32	30	0	0	0	\$3,962	29,463

If applicable, in the space below please provide a description for all un-metered water use along with amounts:

NA

Instructions: Fill out the Grey Cells with the relevant information. Input 0 or none if there is nothing recorded in that account or there is no applicable information to report.

- 1 Water withdrawn - Total acre feet of water withdrawn from pumped sources.
- 2 Water sold - Total acre feet from customer meters, and other sales such as construction water.
- 3 Water delivered (sold) to other systems - Total acre feet of water delivered to other systems.
- 4 Water received (purchased) from other systems - Total acre feet of water purchased/received from other systems.
- 5 Estimated authorized use - Total estimated acre feet from authorized metered or unmetered use. Authorized uses such as flushing (mains, services and hydrants) draining/cleaning tanks, process, construction, fire fighting, etc. Non-authorized use (real losses) are service line breaks and leaks, water main breaks, meter inaccuracies and theft.
- 6 Enter the total purchased power costs for the power meters associated with this system.
- 7 Enter the total purchased kWh used by the power meters associated with this system.

LOMA LINDA ESTATES, INC. DBA LOMA LINDA WATER COMPANY

Annual Report

Water Utility Plant Description

12/31/18

Water Utility Plant Description

Name of the System:	LOMA LINDA WATER CO		
ADEQ Public Water System Number:	AZ0406005		
ADWR PCC Number:	91-000177.0000		

MAINS		
Sizes (inches)	Material	Length (feet)
4.00	PVC 40	5,625
6.00	PVC 40	8,700
NA	NA	0
NA	NA	0
NA	NA	0
NA	NA	0
NA	NA	0
NA	NA	0
NA	NA	0
NA	NA	0
NA	NA	0
NA	NA	0
NA	NA	0
NA	NA	0
NA	NA	0

SERVICE LINES	
Material	Percent of system
PVC	99%
NA	0%
NA	0%
NA	0%
NA	0%

CUSTOMER METERS	
Size (inches)	Quantity
5/8 X 3/4	138
1	1
NA	0
NA	0
NA	0
NA	0
NA	0
NA	0
NA	0
NA	0
NA	0
NA	0
NA	0
NA	0
NA	0
NA	0
NA	0
NA	0
NA	0

BOOSTER PUMPS		
Horsepower	GPM	Quantity
5	0	2
3	0	2
0	0	0
0	0	0

FIRE HYDRANTS	
Type	Quantity
Standard *	0
Other	0

STORAGE TANKS		
Capacity (gallons)	Material	Quantity
10,000	Metal	2
0	0	0
0	0	0
0	0	0
0	0	0
0	0	0

PRESSURE/BLADDER TANKS		
Capacity (gallons)	Material	Quantity
0	0	0
0	0	0
0	0	0
0	0	0
0	0	0
0	0	0

Instructions: Fill out the Grey Cells with the relevant information. Input 0 or none if there is nothing recorded in that account or there is no applicable information to report. Copy and paste this sheet as many times as is necessary.

* A standard fire hydrant has two 2.5 inch hose connection nozzles with 7.5 threads per inch, and one 4.5 inch pumper connection nozzle with 4 threads per inch.

Water Utility Plant Description (Continued)

For the following three items, list the utility owned assets in each category for each system.

TREATMENT EQUIPMENT:	NA
---------------------------------	----

STRUCTURES:	Pumphouse
--------------------	-----------

OTHER:	NA
---------------	----

LOMA LINDA ESTATES, INC. DBA LOMA LINDA WATER COMPANY

Annual Report

Customer and Other Information

12/31/18

Customer and Other Information	
Name of the System:	LOMA LINDA WATER CO
ADEQ Public Water System Number:	AZ0406005
ADWR PCC Number:	91-000177.0000

Month	Number of Customers				Other Non-Residential
	Single-Family	Multi-Family	Commercial	Turf/Irrigation	
January	133	0	0	0	0
February	133	0	0	0	0
March	132	0	0	0	0
April	130	0	0	0	0
May	130	0	0	0	0
June	130	0	0	0	0
July	131	0	0	0	0
August	131	0	0	0	0
September	131	0	0	0	0
October	131	0	0	0	0
November	131	0	0	0	0
December	130	0	0	0	0

If the system has fire hydrants, what is the fire flow requirements? GPM for hrs.

Does the system have chlorination treatment?

Does the Company have an ADWR Gallons Per Capita Per Day (GPCPD) requirement?

If yes, provide the GPCPD amount:

Is the Water Utility located in an ADWR Active Management Area (AMA)?

If yes, which AMA?

Instructions: Fill out the Grey Cells with the relevant information. Input 0 or none if there is nothing recorded in that account or there is no applicable information to report. Copy and paste this sheet as many times as is necessary.

LOMA LINDA ESTATES, INC. DBA LOMA LINDA WATER COMPANY
Annual Report
Property Taxes
12/31/18

Property Taxes	
----------------	--

Amount of actual property taxes paid during Calendar Year 2018 was	\$671
--------------------------------------------------------------------	-------

If no property taxes paid, explain why.

N/A

Instructions: Fill out the Grey Cells with the relevant information. Input 0 or none if there is nothing recorded in that account or there is no applicable information to report.

Verification and Sworn Statement (Taxes)

Verification: State of Arizona I, the undersigned of the
(state name)

County of (county name): Greenlee
Name (owner or official) title: CAROL GONZALEZ - OWNER
Company name: LOMA LINDA ESTATES, INC. DBA LOMA LINDA WATER COM

DO SAY THAT THIS ANNUAL UTILITY PROPERTY TAX AND SALES TAX REPORT TO THE ARIZONA CORPORATION COMMISSION.

FOR THE YEAR ENDING: 12/31/18

HAS BEEN PREPARED UNDER MY DIRECTION, FROM THE ORIGINAL BOOKS, PAPERS AND RECORDS OF SAID UTILITY; THAT I HAVE CAREFULLY EXAMINED THE SAME, AND DECLARE THE SAME TO BE A COMPLETE AND CORRECT STATEMENT OF BUSINESS AND AFFAIRS OF SAID UTILITY FOR THE PERIOD COVERED BY THIS REPORT IN RESPECT TO EACH AND EVERY MATTER AND THING SET FORTH, TO THE BEST OF MY KNOWLEDGE, INFORMATION AND BELIEF.

Sworn Statement: I HEREBY ATTEST THAT ALL PROPERTY TAXES FOR SAID COMPANY ARE CURRENT AND PAID IN FULL.

I HEREBY ATTEST THAT ALL SALES TAXES FOR SAID COMPANY ARE CURRENT AND PAID IN FULL.

Carol Gonzalez
signature of owner/official

623-302-3239
telephone no.

SUBSCRIBED AND SWORN TO BEFORE ME A NOTARY PUBLIC
IN AND FOR THE COUNTY

THIS

25th

DAY OF


MARICOPA

(county name)

July 19
(month) and (year)

MY COMMISSION EXPIRES

11/11/21
(date)



[Signature]
(signature of notary public)

Verification and Sworn Statement

Verification:

State of Arizona I, the undersigned of the
(state name)
County of (county name): Greenlee
Name (owner or official) title: CAROL GONZALEZ - OWNER
Company name: LOMA LINDA ESTATES, INC. DBA LOMA LINDA WATER CO

DO SAY THAT THIS ANNUAL UTILITY PROPERTY TAX AND SALES TAX REPORT TO THE ARIZONA CORPORATION COMMISSION.

FOR THE YEAR ENDING: 12/31/18

HAS BEEN PREPARED UNDER MY DIRECTION, FROM THE ORIGINAL BOOKS, PAPERS AND RECORDS OF SAID UTILITY; THAT I HAVE CAREFULLY EXAMINED THE SAME, AND DECLARE THE SAME TO BE A COMPLETE AND CORRECT STATEMENT OF BUSINESS AND AFFAIRS OF SAID UTILITY FOR THE PERIOD COVERED BY THIS REPORT IN RESPECT TO EACH AND EVERY MATTER AND THING SET FORTH, TO THE BEST OF MY KNOWLEDGE, INFORMATION AND BELIEF.

Sworn Statement: IN ACCORDANCE WITH THE REQUIREMENTS OF TITLE 40, ARTICLE 8, SECTION 40-401, ARIZONA REVISED STATUTES, IT IS HEREIN REPORTED THAT THE GROSS OPERATING REVENUE OF SAID UTILITY DERIVED FROM ARIZONA INTRASTATE UTILITY OPERATIONS DURING THE CALENDAR YEAR WAS:

Arizona Intrastate Gross Operating Revenues Only (\$)

\$61,660

(The amount in the box above includes

\$695 in sales taxes
billed or collected)

Carol Gonzalez
signature of owner/official

623-302-3239
telephone no.

SUBSCRIBED AND SWORN TO BEFORE ME A NOTARY PUBLIC
IN AND FOR THE COUNTY

THIS

25th


DAY OF

Maricopa
(county name)

July 2019
(month) and (year)

MY COMMISSION EXPIRES

11/11/21
(date)



[Signature]
(signature of notary public)

Verification and Sworn Statement (Residential Revenue)

Verification:

State of Arizona I, the undersigned of the
(state name)

County of (county name): Greenlee
Name (owner or official) title: CAROL GONZALEZ - OWNER
Company name: LOMA LINDA ESTATES, INC. DBA LOMA LINDA WAT

DO SAY THAT THIS ANNUAL UTILITY PROPERTY TAX AND SALES TAX REPORT TO THE ARIZONA CORPORATION COMMISSION.

FOR THE YEAR ENDING: 12/31/18

HAS BEEN PREPARED UNDER MY DIRECTION, FROM THE ORIGINAL BOOKS, PAPERS AND RECORDS OF SAID UTILITY; THAT I HAVE CAREFULLY EXAMINED THE SAME, AND DECLARE THE SAME TO BE A COMPLETE AND CORRECT STATEMENT OF BUSINESS AND AFFAIRS OF SAID UTILITY FOR THE PERIOD COVERED BY THIS REPORT IN RESPECT TO EACH AND EVERY MATTER AND THING SET FORTH, TO THE BEST OF MY KNOWLEDGE, INFORMATION AND BELIEF.

Sworn Statement: IN ACCORDANCE WITH THE REQUIREMENTS OF TITLE 40, ARTICLE 8, SECTION 40-401, ARIZONA REVISED STATUTES, IT IS HEREIN REPORTED THAT THE GROSS OPERATING REVENUE OF SAID UTILITY DERIVED FROM ARIZONA INTRASTATE UTILITY OPERATIONS RECEIVED FROM RESIDENTIAL CUSTOMERS DURING THE CALENDAR YEAR WAS:

Arizona Intrastate Gross Operating Revenues Only (\$)

\$61,660
(The amount in the box above includes
\$695 in sales taxes
billed or collected)

Carol Gonzalez
signature of owner/official

623-302-3239
telephone no.

SUBSCRIBED AND SWORN TO BEFORE ME A NOTARY PUBLIC
IN AND FOR THE COUNTY

MARICOPA

(county name)

THIS

25th


DAY OF

July 2019

(month) and (year)

MY COMMISSION EXPIRES

11/11/21
(date)



[Signature]
(signature of notary public)

Loma Linda Water Co
Balance Sheet & Income Statement
As of December 31, 2018

	2017			2018				
	Adjusted	TJE	Tax	PBC	AJE	Adjusted	TJE	Tax
Assets								
Wells Fargo Checking	1,172.95	-	1,172.95	701.28	-	701.28	-	701.28
Wells Fargo Savings	6,000.53	-	6,000.53	3,901.75	-	3,901.75	-	3,901.75
Accounts Receivable	9,560.15	(9,560.15)	-	6,009.30	-	6,009.30	(6,009.30)	-
Loans to Carter Water	3,200.00	-	3,200.00	3,200.00	-	3,200.00	-	3,200.00
Fixed Assets	125,000.00	-	125,000.00	125,000.00	-	125,000.00	-	125,000.00
Accumulated Amortization	(6,111.00)	-	(6,111.00)	(6,111.00)	(3,333.00)	(9,444.00)	-	(9,444.00)
Accumulated Depreciation	(35,868.00)	-	(35,868.00)	(35,868.00)	(11,454.00)	(47,322.00)	-	(47,322.00)
	102,954.63	(9,560.15)	93,394.48	96,833.33	(14,787.00)	82,046.33	(6,009.30)	76,037.03
Liabilities and Equity								
Accounts Payable	-	-	-	-	-	-	-	-
Wells Fargo	-	-	-	-	-	-	-	-
Customer Deposits	50.00	-	50.00	50.00	-	50.00	-	50.00
Loma Linda Estates, Inc Loan	69,146.24	-	69,146.24	49,377.41	-	49,377.41	-	49,377.41
Opening Balance Equity	-	-	-	-	-	-	-	-
Owners Equity	25,114.10	(5,676.58)	19,437.52	39,321.68	(5,563.29)	33,758.39	(9,560.15)	24,198.24
Owners Draw	(5,563.29)	-	(5,563.29)	(6,063.29)	5,563.29	(500.00)	-	(500.00)
Owners Contribution	-	-	-	-	-	-	-	-
Perm Book/Tax Diff	-	(26.91)	(26.91)	-	-	-	(91.37)	(91.37)
Net Income	14,207.58	(3,856.66)	10,350.92	14,147.53	(14,787.00)	(639.47)	3,642.22	3,002.75
	102,954.63	(9,560.15)	93,394.48	96,833.33	(14,787.00)	82,046.33	(6,009.30)	76,037.03
Income								
Sales Income	61,898.75	(3,883.57)	58,015.18	60,965.11	-	60,965.11	3,550.85	64,515.96
Interest Income	-	-	-	1.22	-	1.22	-	1.22
	61,898.75	(3,883.57)	58,015.18	60,966.33	-	60,966.33	3,550.85	64,517.18
Expense								
Amortization	3,333.00	-	3,333.00	-	3,333.00	3,333.00	-	3,333.00
Auto	10.00	-	10.00	10.99	-	10.99	-	10.99
Bank Fee	148.76	-	148.76	150.00	-	150.00	-	150.00
Computer & Software	229.50	-	229.50	503.50	-	503.50	-	503.50
Depreciation	16,294.00	-	16,294.00	-	11,454.00	11,454.00	-	11,454.00
Electric	4,316.89	-	4,316.89	3,926.64	-	3,926.64	-	3,926.64
Food	53.81	(26.91)	26.90	182.74	-	182.74	(91.37)	91.37
Gas	92.77	-	92.77	258.05	-	258.05	-	258.05
Gifts	400.00	-	400.00	-	-	-	-	-
Hotel	216.76	-	216.76	294.44	-	294.44	-	294.44
Insurance	620.00	-	620.00	350.00	-	350.00	-	350.00
Legal and Professional	250.00	-	250.00	350.00	-	350.00	-	350.00
Loan	-	-	-	-	-	-	-	-
Loan Payment - Interest	3,798.20	-	3,798.20	2,876.61	-	2,876.61	-	2,876.61
Management Fees	595.00	-	595.00	8,410.00	-	8,410.00	-	8,410.00
Meter Reading	2,550.00	-	2,550.00	2,985.00	-	2,985.00	-	2,985.00
Office Supplies	267.01	-	267.01	861.76	-	861.76	-	861.76
Parts	-	-	-	-	-	-	-	-
Postage	1,541.70	-	1,541.70	823.50	-	823.50	-	823.50
Property Tax	1,140.55	-	1,140.55	671.50	-	671.50	-	671.50
Publication	-	-	-	-	-	-	-	-
Repairs	10,775.83	-	10,775.83	20,503.91	-	20,503.91	-	20,503.91
Sales Tax	772.39	-	772.39	695.16	-	695.16	-	695.16
Subcontract	-	-	-	375.00	-	375.00	-	375.00
Shut Offs	50.00	-	50.00	-	-	-	-	-
Telephone	35.00	-	35.00	200.00	-	200.00	-	200.00
Training	200.00	-	200.00	-	-	-	-	-
Water Samples	-	-	-	2,390.00	-	2,390.00	-	2,390.00
	47,691.17	(26.91)	47,664.26	46,818.80	14,787.00	61,605.80	(91.37)	61,514.43
Net Income	14,207.58	(3,856.66)	10,350.92	14,147.53	(14,787.00)	(639.47)	3,642.22	3,002.75