

**ANNUAL REPORT**

Of

Company Name: Lucky Hills Water Company  
PO Box 309

Mailing Address: Tombstone AZ  
85638

Docket No.: W-01961A  
For the Year Ended: 12/31/21

**WATER UTILITY**

To

Arizona Corporation Commission

**Due on April 15th**

Email: Util-Compliance@azcc.gov, mail or deliver the completed Annual Report to:  
Arizona Corporation Commission  
Compliance Section - Utilities Division  
1200 West Washington Street  
Phoenix, Arizona 85007

Application Type: Original Filing  
Application Date: 8/31/2022

ARIZONA CORPORATION COMMISSION  
WATER UTILITY ANNUAL REPORT  
Lucky Hills Water Company  
A Class  Utility

For the Calendar Year Ended:

Primary Address:   
City:  State:  Zip Code:

Telephone Number:

Date of Original Organization of Utility:

Person to whom correspondence should be addressed concerning this report:

Name:   
Telephone No. :   
Address:   
City:  State:  Zip Code:   
Email:

Regulatory and Management Contact

Name:   
Telephone No. :   
Address:   
City:  State:  Zip Code:   
Email:

Management Contact

Name:   
Telephone No. :   
Address:   
City:  State:  Zip Code:   
Email:

NA

Name:   
Telephone No. :   
Address:   
City:  State:  Zip Code:   
Email:

NA

Name:   
Telephone No. :   
Address:   
City:  State:  Zip Code:   
Email:

Ownership:

Counties Served:

ARIZONA CORPORATION COMMISSION  
WATER UTILITY ANNUAL REPORT  
Lucky Hills Water Company

<b>Important changes during the year</b>
--

No	For those companies not subject to the affiliated interest rules, has there been a change in ownership or direct control during the year?
----	---

If yes, please provide specific details in the box below.
---

--

Yes	Has the company been notified by any other regulatory authorities during the year, that they are out of compliance?
-----	---

If yes, please provide specific details in the box below.
---

Late 2021 Annual Report
-------------------------

--

Utility Plant in Service (Water)							
Account No.	Description	Beginning Year Original Cost	Current Year Additions	Current Year Retirements	Adjusted Original Cost	Accumulated Depreciation	OCLD (OC less AD)
301	Organization	\$0	\$0	\$0	\$0	\$0	\$0
302	Franchises	0	\$0	\$0	0	0	0
303	Land and Land Rights	0	\$0	\$0	0	0	0
304	Structures and Improvements	456	\$0	\$0	456	456	0
305	Collecting & Improving Reservoirs	0	\$0	\$0	0	0	0
306	Lake, River, Canal Intakes	0	\$0	\$0	0	0	0
307	Wells and Springs	36,259	\$0	\$0	36,259	16,259	20,000
308	Infiltration Galleries	0	\$0	\$0	0	0	0
309	Supply Mains	0	\$0	\$0	0	0	0
310	Power Generation Equipment	0	\$0	\$0	0	0	0
311	Pumping Equipment	1,991	\$0	\$0	1,991	1,991	0
320	Water Treatment Equipment	0	\$0	\$0	0	0	0
320.1	Water Treatment Plants	0	\$0	\$0	0	0	0
320.2	Solution Chemical Feeders	0	\$0	\$0	0	0	0
320.3	Point-of-Use Treatment Devices	0	\$0	\$0	0	0	0
330	Distribution Reservoirs and Standpipes	0	\$0	\$0	0	0	0
330.1	Storage Tanks	1,133	\$0	\$0	1,133	523	610
330.2	Pressure Tanks	5,252	\$0	\$0	5,252	3,359	1,893
331	Transmission and Distribution Mains	22,076	\$0	\$0	22,076	22,076	0
333	Services	0	\$0	\$0	0	0	0
334	Meters and Meter Installations	339	\$0	\$0	339	339	0
335	Hydrants	0	\$0	\$0	0	0	0
336	Backflow Prevention Devices	0	\$0	\$0	0	0	0
339	Other Plant and Misc. Equipment	0	\$0	\$0	0	0	0
340	Office Furniture and Equipment	0	\$0	\$0	0	0	0
340.1	Computer & Software	0	\$0	\$0	0	0	0
341	Transportation Equipment	0	\$0	\$0	0	0	0
342	Stores Equipment	0	\$0	\$0	0	0	0
343	Tools, Shop and Garage Equipment	0	\$0	\$0	0	0	0
344	Laboratory Equipment	0	\$0	\$0	0	0	0
345	Power Operated Equipment	0	\$0	\$0	0	0	0
346	Communication Equipment	0	\$0	\$0	0	0	0
347	Miscellaneous Equipment	0	\$0	\$0	0	0	0
348	Other Tangible Plant	0	\$0	\$0	0	0	0
	<b>Totals</b>	<b>\$67,506</b>	<b>\$0</b>	<b>\$0</b>	<b>\$67,506</b>	<b>\$45,003</b>	<b>\$22,503</b>

Lucky Hills Water Company  
Annual Report  
Depreciation Expense for the Current Year (Water)  
12/31/21

Depreciation Expense for the Current Year (Water)									
Account No.	Description	Beginning Year Original Cost	Current Year Additions	Current Year Retirements	Adjusted Original Cost	Fully Depreciated/Non-depreciable Plant	Depreciable Plant	Depreciation Percentages	Depreciation Expense
301	Organization	\$0	\$0	\$0	\$0	\$0	\$0	0.00%	\$0
302	Franchises	0	0	0	0	0	0	0.00%	0
303	Land and Land Rights	0	0	0	0	0	0	0.00%	0
304	Structures and Improvements	456	0	0	456	456	0	0.00%	0
305	Collecting & Improving Reservoirs	0	0	0	0	0	0	0.00%	0
306	Lake, River, Canal Intakes	0	0	0	0	0	0	0.00%	0
307	Wells and Springs	36,259	0	0	36,259	36,259	0	0.00%	0
308	Infiltration Galleries	0	0	0	0	0	0	0.00%	0
309	Supply Mains	0	0	0	0	0	0	0.00%	0
310	Power Generation Equipment	0	0	0	0	0	0	0.00%	0
311	Pumping Equipment	1,991	0	0	1,991	1,991	0	0.00%	0
320	Water Treatment Equipment	0	0	0	0	0	0	0.00%	0
320.1	Water Treatment Plants	0	0	0	0	0	0	0.00%	0
320.2	Solution Chemical Feeders	0	0	0	0	0	0	0.00%	0
320.3	Point-of-Use Treatment Devices	0	0	0	0	0	0	0.00%	0
330	Distribution Reservoirs and Standpipes	0	0	0	0	0	0	0.00%	0
330.1	Storage Tanks	1,133	0	0	1,133	0	1,133	2.22%	25
330.2	Pressure Tanks	5,252	0	0	5,252	0	5,252	5.00%	263
331	Transmission and Distribution Mains	22,076	0	0	22,076	22,076	0	0.00%	0
333	Services	0	0	0	0	0	0	0.00%	0
334	Meters and Meter Installations	339	0	0	339	339	0	0.00%	0
335	Hydrants	0	0	0	0	0	0	0.00%	0
336	Backflow Prevention Devices	0	0	0	0	0	0	0.00%	0
339	Other Plant and Misc. Equipment	0	0	0	0	0	0	0.00%	0
340	Office Furniture and Equipment	0	0	0	0	0	0	0.00%	0
340.1	Computer & Software	0	0	0	0	0	0	0.00%	0
341	Transportation Equipment	0	0	0	0	0	0	0.00%	0
342	Stores Equipment	0	0	0	0	0	0	0.00%	0
343	Tools, Shop and Garage Equipment	0	0	0	0	0	0	0.00%	0
344	Laboratory Equipment	0	0	0	0	0	0	0.00%	0
345	Power Operated Equipment	0	0	0	0	0	0	0.00%	0
346	Communication Equipment	0	0	0	0	0	0	0.00%	0
347	Miscellaneous Equipment	0	0	0	0	0	0	0.00%	0
348	Other Tangible Plant	0	0	0	0	0	0	0.00%	0
	<b>Subtotal</b>	<b>\$67,506</b>	<b>\$0</b>	<b>\$0</b>	<b>\$67,506</b>	<b>\$61,121</b>	<b>\$6,385</b>		<b>\$288</b>

Contribution(s) in Aid of Construction (Gross)	\$0
Less: Non Amortizable Contribution(s)	0
Fully Amortized Contribution(s)	0
Amortizable Contribution(s)	<u>\$0</u>
Times: Proposed Amortization Rate	4.51%
<b>Amortization of CIAC</b>	<b>\$0</b>

Less: Amortization of CIAC \$0

**DEPRECIATION EXPENSE** **\$288**

Lucky Hills Water Company  
Annual Report  
Balance Sheet Assets  
12/31/21

Balance Sheet Assets				
	Assets		Balance at Beginning of Year (2021)	Balance at End of Year (2021)
Account No.	<b>Current and Accrued Assets</b>			
131	Cash		\$2,973	\$1,295
134	Working Funds		0	0
135	Temporary Cash Investments		0	0
141	Customer Accounts Receivable		348	264
146	Notes Receivable from Associated Companies		0	0
151	Plant Material and Supplies		0	0
162	Prepayments		0	0
174	Miscellaneous Current and Accrued Assets		0	0
	<b>Total Current and Accrued Assets</b>		<b>\$3,321</b>	<b>\$1,559</b>
Account No.	<b>Fixed Assets</b>			
101	Utility Plant in Service*		\$67,506	\$67,506
103	Property Held for Future Use		0	0
105	Construction Work in Progress		0	0
108	Accumulated Depreciation (enter as negative)*		(44,715)	(45,003)
121	Non-Utility Property		0	0
122	Accumulated Depreciation - Non Utility		0	0
	<b>Total Fixed Assets</b>		<b>\$22,791</b>	<b>\$22,503</b>
	<b>Total Assets</b>		<b>\$26,112</b>	<b>\$24,062</b>

\*Note these items feed automatically from AR3 UPIS Page 4

Lucky Hills Water Company  
Annual Report  
Balance Sheet Liabilities and Owners Equity

Balance Sheet Liabilities and Owners Equity				
	Liabilities		Balance at Beginning of Year (2021)	Balance at End of Year (2021)
Account No.	Current Liabilities			
231	Accounts Payable		\$300	\$300
232	Notes Payable (Current Portion)		0	0
234	Notes Payable to Associated Companies		0	0
235	Customer Deposits		500	500
236	Accrued Taxes		18	18
237	Accrued Interest		0	0
242	Miscellaneous Current and Accrued Liabilities		0	0
	<b>Total Current Liabilities</b>		<b>\$818</b>	<b>\$818</b>
	Long Term Debt			
224	Long Term Debt (Notes and Bonds)		\$0	\$0
	Deferred Credits			
251	Unamortized Premium on Debt		\$0	\$0
252	Advances in Aid of Construction		0	0
255	Accumulated Deferred Investment Tax Credits		0	0
271	Contributions in Aid of Construction		0	0
272	Less: Amortization of Contributions		0	0
281	Accumulated Deferred Income Tax		0	0
	<b>Total Deferred Credits</b>		<b>\$0</b>	<b>\$0</b>
	<b>Total Liabilities</b>		<b>\$818</b>	<b>\$818</b>
	Capital Accounts			
201	Common Stock Issued		\$33,500	\$33,500
211	Other Paid-In Capital		76,679	76,679
215	Retained Earnings		(86,774)	(86,956)
218	Proprietary Capital (Sole Props and Partnerships)		0	0
	<b>Total Capital</b>		<b>\$23,405</b>	<b>\$23,223</b>
	<b>Total Liabilities and Capital</b>		<b>\$24,223</b>	<b>\$24,041</b>

**Note: Total liabilities and Capital must match total assets for the beginning and end of the year!**

Lucky Hills Water Company  
Annual Report  
Water Comparative Income Statement  
12/31/21

Water Comparative Income Statement			
Account No.	Calendar Year	Current Year 01/01/2021 - 12/31/2021	Last Year 01/01/2020 - 12/31/2020
	<b>Operating Revenue</b>		
461	Metered Water Revenue	\$2,184	\$1,576
460	Unmetered Water Revenue	0	0
462	Fire Protection Revenue	0	0
469	Guaranteed Revenues (Surcharges)	0	0
471	Miscellaneous Service Revenues	0	0
474	Other Water Revenue	0	0
	<b>Total Revenues</b>	<b>\$2,184</b>	<b>\$1,576</b>
	<b>Operating Expenses</b>		
601	Salaries and Wages	\$0	\$0
604	Employee Pensions and Benefits	0	0
610	Purchased Water	0	0
615	Purchased Power	1,131	1,082
618	Chemicals	0	0
620	Materials and Supplies	0	0
620.1	Repairs and Maintenance	0	0
620.2	Office Supplies and Expense	0	0
630	Contractual Services	0	0
631	Contractual Services - Engineering	0	0
632	Contractual Services - Accounting	0	0
633	Contractual Services - Legal	0	0
634	Contractual Services - Management Fees	0	0
635	Contractual Services - Water Testing	0	0
636	Contractual Services - Other	0	0
640	Rents	0	0
641	Rental of Building/Real Property	0	0
642	Rental of Equipment	0	0
650	Transportation Expenses	0	0
657	Insurance - General Liability	0	0
657.1	Insurance - Health and Life	0	0
665	Regulatory Commission Expense - Rate	0	0
670	Bad Debt Expense	0	0
675	Miscellaneous Expense	0	0
403	Depreciation Expense (From Schedule AR4)	288	287
408	Taxes Other Than Income	0	0
408.11	Property Taxes	134	136
409	Income Taxes	0	0
427.1	Customer Security Deposit Interest	0	0
	<b>Total Operating Expenses</b>	<b>\$1,553</b>	<b>\$1,505</b>
	<b>Operating Income / (Loss)</b>	<b>\$631</b>	<b>\$71</b>
	<b>Other Income / (Expense)</b>		
419	Interest and Dividend Income	\$0	\$11
421	Non-Utility Income	0	0
426	Miscellaneous Non-Utility (Expense)	0	0
427	Interest (Expense)	0	0
	<b>Total Other Income / (Expense)</b>	<b>\$0</b>	<b>\$11</b>
	<b>Net Income / (Loss)</b>	<b>\$631</b>	<b>\$82</b>

**Full time equivalent employees**

	Direct Company	Allocated	Outside service	Total
President	0.0	0.0	0.0	0.0
Vice-president	0.0	0.0	0.0	0.0
Manager	0.0	0.0	0.0	0.0
Engineering Staff	0.0	0.0	0.0	0.0
System Operator(s)	0.0	0.0	0.0	0.0
Meter reader	0.0	0.0	0.0	0.0
Customer Service	0.0	0.0	0.0	0.0
Accounting	0.0	0.0	0.0	0.0
Business Office	0.0	0.0	0.0	0.0
Rates Department	0.0	0.0	0.0	0.0
Administrative Staff	0.0	0.0	0.0	0.0
Other	0.0	0.0	0.0	0.0
<b>Total</b>	0.0	0.0	0.0	0.0

Lucky Hills Water Company  
Annual Report  
Supplemental Financial Data (Long-Term Debt)  
12/31/21

Supplemental Financial Data (Long-Term Debt)				
	Loan #1	Loan #2	Loan #3	Loan #4
Date Issued	NA	NA	NA	NA
Source of Loan	NA	NA	NA	NA
ACC Decision No.	NA	NA	NA	NA
Reason for Loan	NA	NA	NA	NA
Dollar Amt. Issued	NA	NA	NA	NA
Amount Outstanding	NA	NA	NA	NA
Date of Maturity	NA	NA	NA	NA
Interest Rate	NA	NA	NA	NA
Current Year Interest	NA	NA	NA	NA
Current Year Principal	NA	NA	NA	NA

Meter Deposit Balance at Test Year End:	NA
---	----

Meter Deposits Refunded During the Test Year:	NA
---	----

***List all bonds, notes, loans, and other types of indebtedness in which the proceeds were used in the provision of public utility service. Indebtedness incurred for personal uses by the owner of the utility should not be listed. Input 0 or none if there is nothing to report for that cell.***

## Well and Water Usage

[illegible]

Name of system water delivered to:	NA	
ADWR PCC Number:		#N/A
Source of water delivered to another system	NA	
Name of system water received from:	NA	
ADWR PCC Number:		#N/A
Source of water received	NA	
Well registry 55# (55-XXXXXX):	NA	

Month	Water withdrawn (gallons)1	Water sold (gallons)2	Water delivered (sold) to other systems (gallons)3	Water received (purchased) from other systems (gallons)4	Estimated authorized use (gallons)5	Purchased Power Expense <sup>6</sup>	Purchased Power (kWh) <sup>7</sup>
January	14,390.00	14,390.00	0.00	0.00	0.00	\$64	187
February	15,800.00	15,800.00	0.00	0.00	0.00	63	149
March	18,980.00	18,980.00	0.00	0.00	0.00	54	130
April	22,410.00	22,410.00	0.00	0.00	0.00	61	166
May	32,280.00	32,280.00	0.00	0.00	0.00	73	209
June	29,480.00	29,480.00	0.00	0.00	0.00	84	300
July	27,440.00	27,440.00	0.00	0.00	0.00	96	407
August	12,930.00	12,930.00	0.00	0.00	0.00	88	376
September	16,980.00	16,980.00	0.00	0.00	0.00	148	1,052
October	22,500.00	22,500.00	0.00	0.00	0.00	183	1,198
November	18,480.00	18,480.00	0.00	0.00	0.00	156	913
December	17,620.00	17,620.00	0.00	0.00	0.00	61	167
<b>Totals</b>	<b>249,290.00</b>	<b>249,290.00</b>	<b>0.00</b>	<b>0.00</b>	<b>0.00</b>	<b>\$1,131</b>	<b>5,254</b>

**If applicable, in the space below please provide a description for all un-metered water use along with amounts:**

- 1 Water withdrawn - Total gallons of water withdrawn from pumped sources.
- 2 Water sold - Total gallons from customer meters, and other sales such as construction water.
- 3 Water delivered (sold) to other systems - Total gallons of water delivered to other systems.
- 4 Water received (purchased) from other systems - Total gallons of water purchased/received from other systems.
- 5 Estimated authorized use - Total estimated gallons from authorized metered or unmetered use. Authorized uses such as flushing (mains, services and hydrants) draining/cleaning tanks, process, construction, fire fighting, etc. Non-authorized use (real losses) are service line breaks and leaks, water main breaks, meter inaccuracies and theft.
- 6 Enter the total purchased power costs for the power meters associated with this system.
- 7 Enter the total purchased kWh used by the power meters associated with this system.

### Water Utility Plant Description

Name of the System:	NA		
ADEQ Public Water System Number:			AZ0402022
ADWR PCC Number:			0

### MAINS

Sizes (inches)	Material	Length (feet)
6.00	PVC	2,328
NA	NA	NA
NA	NA	NA
NA	NA	NA
NA	NA	NA
NA	NA	NA
NA	NA	NA
NA	NA	NA
NA	NA	NA
NA	NA	NA
NA	NA	NA
NA	NA	NA
NA	NA	NA
NA	NA	NA
NA	NA	NA
NA	NA	NA

### CUSTOMER METERS

Size (inches)	Quantity	Percent over 1,000,000 gallons	Percent over 10 years old
5/8 X 3/4	5	0%	20%
NA	NA	NA	NA
NA	NA	NA	NA
NA	NA	NA	NA
NA	NA	NA	NA
NA	NA	NA	NA
NA	NA	NA	NA
NA	NA	NA	NA
NA	NA	NA	NA
NA	NA	NA	NA
NA	NA	NA	NA
NA	NA	NA	NA
NA	NA	NA	NA
NA	NA	NA	NA
NA	NA	NA	NA
NA	NA	NA	NA
NA	NA	NA	NA
NA	NA	NA	NA
NA	NA	NA	NA
NA	NA	NA	NA

### SERVICE LINES

Material	Percent of system	Year installed
PVC	100%	1963
NA	NA	NA
NA	NA	NA
NA	NA	NA
NA	NA	NA

### BOOSTER PUMPS

Horsepower	GPM	Quantity
UNKNOWN	UNKNOWN	1
NA	NA	NA
NA	NA	NA
NA	NA	NA

### FIRE HYDRANTS

Type	Quantity
Standard *	0
Other	0

### STORAGE TANKS

Capacity (gallons)	Material	Quantity	Year installed
2,500	HDPE	1	?
NA	NA	NA	NA
NA	NA	NA	NA
NA	NA	NA	NA
NA	NA	NA	NA
NA	NA	NA	NA

### PRESSURE/BLADDER TANKS

Capacity (gallons)	Material	Quantity	Year installed
UNKNOWN	STEEL	1	?
NA	NA	NA	NA
NA	NA	NA	NA
NA	NA	NA	NA
NA	NA	NA	NA
NA	NA	NA	NA

\* A standard fire hydrant has two 2.5 inch hose connection nozzles with 7.5 threads per inch, and one 4.5 inch pumper connection nozzle with 4 threads per inch.

<b>Water Utility Plant Description (Continued)</b>
--

For the following three items, list the utility owned assets in each category for each system.

<b>TREATMENT EQUIPMENT:</b>	NONE
-----------------------------	------

<b>STRUCTURES:</b>	FENCED IN AREA FOR WELL, PRESSURE TNAK AND HDPE TANK- LOCKED GATE
--------------------	---

<b>OTHER:</b>	NA
---------------	----

Provide a calculation used to determine the value of one water equivalent residential connection (ERC).

Use one of the following methods:

- (a) If actual flow data are available from the preceding 12 months, divide the total annual single family residence (SFR) gallons sold by the average number of single family residence customers for the same period and divide the result by
- (b) If no historical flow data are available, use:  

$$ERC = ( \text{Total SFR gallons sold (Omit 000)} / 365 \text{ days} / 350 \text{ gallons per day} )$$

ERC	22,407
Method used:	(b)

Customer and Other Information	
Name of the System:	NA
ADEQ Public Water System Number:	AZ0402022
ADWR PCC Number:	0

Month	Number of Customers				
	Single-Family	Multi-Family	Commercial	Turf/Irrigation	Other Non-Residential
January	5	NA	NA	NA	NA
February	5	NA	NA	NA	NA
March	5	NA	NA	NA	NA
April	5	NA	NA	NA	NA
May	5	NA	NA	NA	NA
June	5	NA	NA	NA	NA
July	5	NA	NA	NA	NA
August	5	NA	NA	NA	NA
September	5	NA	NA	NA	NA
October	5	NA	NA	NA	NA
November	5	NA	NA	NA	NA
December	5	NA	NA	NA	NA

If the system has fire hydrants, what is the fire flow requirements?  GPM for  hrs.

Does the system have chlorination treatment?

Does the Company have an ADWR Gallons Per Capita Per Day (GPCPD) requirement?

If yes, provide the GPCPD amount:

Is the Water Utility located in an ADWR Active Management Area (AMA)?

If yes, which AMA?

What is the present system connection capacity (in ERCs \*) using existing lines?

What is the future system connection capacity (in ERCs \*) upon service area buildout?

Describe any plans and estimated completion dates for any enlargements or improvements of this system.

NO PLANS TO ENLARGE SYSTEM. NO PROPERTY HAS BEEN SOLD FOR HOME BUILDING IN MANY YEARS.

\* an ERC is based on the calculation on the bottom of AR9 page 12.

Lucky Hills Water Company  
Annual Report  
Utility Shutoffs / Disconnects  
12/31/21

Utility Shutoffs / Disconnects	
Name of the System:	NA
ADEQ Public Water System Number:	AZ0402022
ADWR PCC Number:	0

Month	Termination without Notice R14-2-410.B	Termination with Notice R14-2- 410.C	Other
January	0	0	0
February	0	0	0
March	0	0	0
April	0	0	0
May	0	0	0
June	0	0	0
July	0	0	0
August	0	0	0
September	0	0	0
October	0	0	0
November	0	0	0
December	0	0	0
<b>Total</b>	<b>0</b>	<b>0</b>	<b>0</b>

Other (description):

NA

**Instructions:** Fill out the Grey Cells with the relevant information. Input 0 or none if there is nothing recorded in that account or there is no applicable information to report.

Lucky Hills Water Company  
Annual Report  
Property Taxes  
12/31/21

Property Taxes	
----------------	--

Amount of actual property taxes paid during Calendar Year 2021 was
--

\$134
-------

If no property taxes paid, explain why.
---

NA
----

<b>Instructions:</b> Fill out the Grey Cells with the relevant information. Input 0 or none if there is nothing recorded in that account or there is no applicable information to report.
---

Verification and Sworn Statement (Taxes)

Verification: State of Arizona I, the undersigned of the  
(state name)

County of (county name): Cochise  
Name (owner or official) title: Andrea Wood- Secretary  
Company name: Lucky Hills Water Company

DO SAY THAT THIS ANNUAL UTILITY PROPERTY TAX AND SALES TAX REPORT TO THE ARIZONA CORPORATION COMMISSION.

FOR THE YEAR ENDING: 12/31/21

HAS BEEN PREPARED UNDER MY DIRECTION, FROM THE ORIGINAL BOOKS, PAPERS AND RECORDS OF SAID UTILITY; THAT I HAVE CAREFULLY EXAMINED THE SAME, AND DECLARE THE SAME TO BE A COMPLETE AND CORRECT STATEMENT OF BUSINESS AND AFFAIRS OF SAID UTILITY FOR THE PERIOD COVERED BY THIS REPORT IN RESPECT TO EACH AND EVERY MATTER AND THING SET FORTH, TO THE BEST OF MY KNOWLEDGE, INFORMATION AND BELIEF.

Sworn Statement: I HEREBY ATTEST THAT ALL PROPERTY TAXES FOR SAID COMPANY ARE CURRENT AND PAID IN FULL.

I HEREBY ATTEST THAT ALL SALES TAXES FOR SAID COMPANY ARE CURRENT AND PAID IN FULL.

[Signature]

signature of owner/official

520-457-8766


telephone no.

SUBSCRIBED AND SWORN TO BEFORE ME A NOTARY PUBLIC  
IN AND FOR THE COUNTY

THIS 31<sup>st</sup> DAY OF Cochise  
(county name)  
August 2022  
(month) and (year)

MY COMMISSION EXPIRES

12/25/2023  
(date)



[Signature]  
(signature of notary public)

Verification and Sworn Statement

Verification:

State of Arizona I, the undersigned of the  
(state name)

County of (county name):

Cochise

Name (owner or official) title:

Andrea Wood- Secretary

Company name:

Lucky Hills Water Company

DO SAY THAT THIS ANNUAL UTILITY PROPERTY TAX AND SALES TAX REPORT TO THE ARIZONA CORPORATION COMMISSION.

FOR THE YEAR ENDING: 12/31/21

HAS BEEN PREPARED UNDER MY DIRECTION, FROM THE ORIGINAL BOOKS, PAPERS AND RECORDS OF SAID UTILITY; THAT I HAVE CAREFULLY EXAMINED THE SAME, AND DECLARE THE SAME TO BE A COMPLETE AND CORRECT STATEMENT OF BUSINESS AND AFFAIRS OF SAID UTILITY FOR THE PERIOD COVERED BY THIS REPORT IN RESPECT TO EACH AND EVERY MATTER AND THING SET FORTH, TO THE BEST OF MY KNOWLEDGE, INFORMATION AND BELIEF.

Sworn Statement: IN ACCORDANCE WITH THE REQUIREMENTS OF TITLE 40, ARTICLE 8, SECTION 40-401, ARIZONA REVISED STATUTES, IT IS HEREIN REPORTED THAT THE GROSS OPERATING REVENUE OF SAID UTILITY DERIVED FROM ARIZONA INTRASTATE UTILITY OPERATIONS DURING THE CALENDAR YEAR WAS:

Arizona Intrastate Gross Operating Revenues Only (\$)

\$2,185

(The amount in the box above includes

\$99

in sales taxes  
billed or collected)

signature of owner/official

520-457-8766

telephone no.

SUBSCRIBED AND SWORN TO BEFORE ME A NOTARY PUBLIC  
IN AND FOR THE COUNTY

THIS

31<sup>st</sup>

DAY OF


Cochise

(county name)

August 2022  
(month) and (year)

MY COMMISSION EXPIRES

12/25/2023  
(date)

  
(signature of notary public)

**Verification and Sworn Statement (Residential Revenue)**

**Verification:**

State of Arizona I, the undersigned of the  
(state name)

County of (county name): Cochise  
Name (owner or official) title: Andrea Wood- Secretary  
Company name: Lucky Hills Water Company

DO SAY THAT THIS ANNUAL UTILITY PROPERTY TAX AND SALES TAX REPORT TO THE ARIZONA CORPORATION COMMISSION.

FOR THE YEAR ENDING: 12/31/21

HAS BEEN PREPARED UNDER MY DIRECTION, FROM THE ORIGINAL BOOKS, PAPERS AND RECORDS OF SAID UTILITY; THAT I HAVE CAREFULLY EXAMINED THE SAME, AND DECLARE THE SAME TO BE A COMPLETE AND CORRECT STATEMENT OF BUSINESS AND AFFAIRS OF SAID UTILITY FOR THE PERIOD COVERED BY THIS REPORT IN RESPECT TO EACH AND EVERY MATTER AND THING SET FORTH, TO THE BEST OF MY KNOWLEDGE, INFORMATION AND BELIEF.

**Sworn Statement:** IN ACCORDANCE WITH THE REQUIREMENTS OF TITLE 40, ARTICLE 8, SECTION 40-401, ARIZONA REVISED STATUTES, IT IS HEREIN REPORTED THAT THE GROSS OPERATING REVENUE OF SAID UTILITY DERIVED FROM ARIZONA INTRASTATE UTILITY OPERATIONS RECEIVED FROM RESIDENTIAL CUSTOMERS DURING THE CALENDAR YEAR WAS:

Arizona Intrastate Gross Operating Revenues Only (\$)

\$2,185  
(The amount in the box above includes  
\$99 in sales taxes  
billed or collected)



signature of owner/official

520-457-8766

telephone no.

SUBSCRIBED AND SWORN TO BEFORE ME A NOTARY PUBLIC  
IN AND FOR THE COUNTY

Cochise  
(county name)

THIS


31<sup>st</sup>

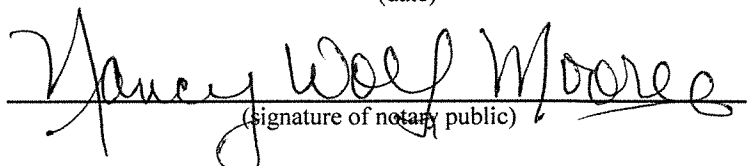
DAY OF

August 2022  
(month) and (year)

MY COMMISSION EXPIRES

12/25/2023  
(date)



  
(signature of notary public)

Full Gross-up Method for Income Tax Statement of Certification

Verification:

State of Arizona I, the undersigned of the  
(state name)

County of (county name):

Cochise

Name (owner or official) title:

Andrea Wood- Secretary

Company name:

Lucky Hills Water Company

FOR THE YEAR ENDING: 12/31/21

Sworn Statement:

IN ACCORDANCE WITH THE REQUIREMENTS OF DECISION NO. 77084, BECAUSE THE UTILITY REQUIRES THE GROSS UP OF ADVANCES AND CONTRIBUTIONS, I HEREBY STATE THAT THE UTILITY HAS NOT INCURRED NOR IS EXPECTED TO INCUR A NET INCREASE IN CURRENT INCOME TAX EXPENSE OR A DECREASE IN DEFERRED TAX ASSET FOR A CARRY FORWARD ACCORDING TO GAAP IN AN AMOUNT EQUAL TO OR GREATER THAN THE AMOUNT OF THE REQUIRED GROSS UP PAID BY DEVELOPERS IN THE PERIOD COVERED BY THIS ANNUAL REPORT.



signature of owner/official

520-457-8766

telephone no.

SUBSCRIBED AND SWORN TO BEFORE ME A NOTARY PUBLIC  
IN AND FOR THE COUNTY

Cochise  
(county name)

THIS

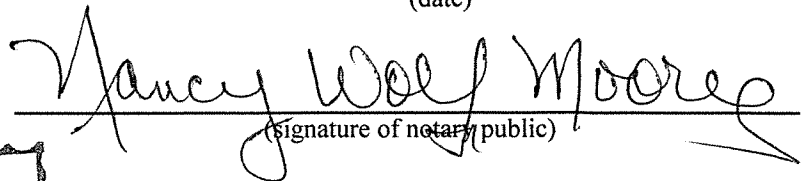
31<sup>st</sup>

DAY OF

August 2022  
(month) and (year)

MY COMMISSION EXPIRES

12/25/2023  
(date)



(signature of notary public)

