

ANNUAL REPORT

Of

Company Name:

Global Water - Lyn Lee Water Company, Inc.
--

c/o Global Water Resources, Inc.

Mailing Address: 21410 N. 19th Ave., Ste. 220

Phoenix AZ

85027

Docket No.: W-01854A

For the Year Ended:

12/31/22

RECEIVED BY EMAIL

4/13/2023 4:09 PM

**ARIZONA CORPORATION COMMISSION
UTILITIES DIVISION**

WATER UTILITY

To

Arizona Corporation Commission

Due on April 15th

Email: Util-Compliance@azcc.gov, mail or deliver the completed Annual Report to:

Arizona Corporation Commission

Compliance Section - Utilities Division

1200 West Washington Street

Phoenix, Arizona 85007

Application Type:

Original Filing

Application Date:

4/13/2023

ARIZONA CORPORATION COMMISSION
WATER UTILITY ANNUAL REPORT
Global Water - Lyn Lee Water Company, Inc.
A Class Utility

For the Calendar Year Ended: 12/31/22

Primary Address:
City: State: Zip Code:

Telephone Number:

Date of Original Organization of Utility:

Person to whom correspondence should be addressed concerning this report:

Name:
Telephone No. :
Address:
City: State: Zip Code:
Email:

Regulatory Contact

Name:
Telephone No. :
Address:
City: State: Zip Code:
Email:

On-Site Manager

Name:
Telephone No. :
Address:
City: State: Zip Code:
Email:

Attorney

Name:
Telephone No. :
Address:
City: State: Zip Code:
Email:

Statutory Agent

Name:
Telephone No. :
Address:
City: State: Zip Code:
Email:

Ownership:

Counties Served:

ARIZONA CORPORATION COMMISSION
WATER UTILITY ANNUAL REPORT
Global Water - Lyn Lee Water Company, Inc.

Important changes during the year
--

No	For those companies not subject to the affiliated interest rules, has there been a change in ownership or direct control during the year?
	If yes, please provide specific details in the box below.
	No change in ownership or direct control.

No	Has the company been notified by any other regulatory authorities during the year, that they are out of compliance?
	If yes, please provide specific details in the box below.
	No notification by any other regulatory authorities during the year that the company is out of compliance.

Utility Plant in Service (Water)							
Account No.	Description	Beginning Year Original Cost	Current Year Additions	Current Year Retirements	Adjusted Original Cost	Accumulated Depreciation	OCLD (OC less AD)
301	Organization	\$0	\$0	\$0	\$0	\$0	\$0
302	Franchises	0	0	0	0	0	0
303	Land and Land Rights	0	0	0	0	0	0
304	Structures and Improvements	0	0	0	0	0	0
305	Collecting & Improving Reservoirs	0	0	0	0	0	0
306	Lake, River, Canal Intakes	0	0	0	0	0	0
307	Wells and Springs	0	0	0	0	0	0
308	Infiltration Galleries	0	0	0	0	0	0
309	Supply Mains	0	0	0	0	0	0
310	Power Generation Equipment	0	0	0	0	0	0
311	Pumping Equipment	46,268	0	0	46,268	45,468	800
320	Water Treatment Equipment	0	0	0	0	0	0
320.1	Water Treatment Plants	0	0	0	0	0	0
320.2	Solution Chemical Feeders	0	0	0	0	0	0
320.3	Point-of-Use Treatment Devices	0	0	0	0	0	0
330	Distribution Reservoirs and Standpipes	0	0	0	0	0	0
330.1	Storage Tanks	5,910	0	0	5,910	5,910	0
330.2	Pressure Tanks	0	0	0	0	0	0
331	Transmission and Distribution Mains	1,400	0	0	1,400	1,400	0
333	Services	0	4,306	0	4,306	72	4,234
334	Meters and Meter Installations	2,030	1,517	0	3,547	317	3,230
335	Hydrants	0	0	0	0	0	0
336	Backflow Prevention Devices	0	0	0	0	0	0
339	Other Plant and Misc. Equipment	8	0	0	8	1	8
340	Office Furniture and Equipment	43	97	0	140	20	120
340.1	Computer & Software	8,599	199	0	8,797	8,409	388
341	Transportation Equipment	0	0	0	0	(0)	0
342	Stores Equipment	0	0	0	0	0	0
343	Tools, Shop and Garage Equipment	0	0	0	0	0	0
344	Laboratory Equipment	0	0	0	0	0	0
345	Power Operated Equipment	0	0	0	0	0	0
346	Communication Equipment	651	0	0	651	651	(0)
347	Miscellaneous Equipment	0	0	0	0	0	0
348	Other Tangible Plant	0	0	0	0	0	0
	Totals	\$64,909	\$6,119	\$0	\$71,028	\$62,248	\$8,780

Depreciation Expense for the Current Year (Water)									
Account No.	Description	Beginning Year Original Cost	Current Year Additions	Current Year Retirements	Adjusted Original Cost	Fully Depreciated/Non- depreciable Plant	Depreciable Plant	Depreciation Percentages	Depreciation Expense
301	Organization	\$0	\$0	\$0	\$0	\$0	\$0	0.00%	\$0
302	Franchises	0	0	0	0	0	0	0.00%	0
303	Land and Land Rights	0	0	0	0	0	0	0.00%	0
304	Structures and Improvements	0	0	0	0	0	0	5.00%	0
305	Collecting & Improving Reservoirs	0	0	0	0	0	0	5.00%	0
306	Lake, River, Canal Intakes	0	0	0	0	0	0	5.00%	0
307	Wells and Springs	0	0	0	0	0	0	5.00%	0
308	Infiltration Galleries	0	0	0	0	0	0	5.00%	0
309	Supply Mains	0	0	0	0	0	0	5.00%	0
310	Power Generation Equipment	0	0	0	0	0	0	5.00%	0
311	Pumping Equipment	46,268	0	0	46,268	37,929	8,339	5.00%	178
320	Water Treatment Equipment	0	0	0	0	0	0	5.00%	0
320.1	Water Treatment Plants	0	0	0	0	0	0	5.00%	0
320.2	Solution Chemical Feeders	0	0	0	0	0	0	5.00%	0
320.3	Point-of-Use Treatment Devices	0	0	0	0	0	0	5.00%	0
330	Distribution Reservoirs and Standpipes	0	0	0	0	0	0	5.00%	0
330.1	Storage Tanks	5,910	0	0	5,910	5,910	0	5.00%	0
330.2	Pressure Tanks	0	0	0	0	0	0	5.00%	0
331	Transmission and Distribution Mains	1,400	0	0	1,400	1,400	0	5.00%	0
333	Services	0	4,306	0	4,306	0	4,306	5.00%	72
334	Meters and Meter Installations	2,030	1,517	0	3,547	0	3,547	5.00%	232
335	Hydrants	0	0	0	0	0	0	5.00%	0
336	Backflow Prevention Devices	0	0	0	0	0	0	5.00%	0
339	Other Plant and Misc. Equipment	8	0	0	8	0	8	5.00%	1
340	Office Furniture and Equipment	43	97	0	140	0	140	5.00%	12
340.1	Computer & Software	8,599	199	0	8,797	8,020	777	5.00%	241
341	Transportation Equipment	0	0	0	0	0	0	5.00%	0
342	Stores Equipment	0	0	0	0	0	0	5.00%	0
343	Tools, Shop and Garage Equipment	0	0	0	0	0	0	5.00%	0
344	Laboratory Equipment	0	0	0	0	0	0	5.00%	0
345	Power Operated Equipment	0	0	0	0	0	0	5.00%	0
346	Communication Equipment	651	0	0	651	651	0	5.00%	0
347	Miscellaneous Equipment	0	0	0	0	0	0	5.00%	0
348	Other Tangible Plant	0	0	0	0	0	0	5.00%	0
	Subtotal	\$64,909	\$6,119	\$0	\$71,028	\$53,910	\$17,118		\$735

Contribution(s) in Aid of Construction (Gross)	\$0
Less: Non Amortizable Contribution(s)	0
Fully Amortized Contribution(s)	0
Amortizable Contribution(s)	\$0
Times: Proposed Amortization Rate	4.29%
Amortization of CIAC	\$0

Less: Amortization of CIAC **\$0**

DEPRECIATION EXPENSE **\$735**

Global Water - Lyn Lee Water Company, Inc.
Annual Report
Balance Sheet Assets
12/31/22

Balance Sheet Assets				
	Assets		Balance at Beginning of Year (2022)	Balance at End of Year (2022)
Account No.	Current and Accrued Assets			
131	Cash		\$0	\$0
132	Special Deposits		0	0
133	Other Special Deposits		0	0
134	Working Funds		0	0
135	Temporary Cash Investments		0	0
141	Customer Accounts Receivable		1,950	809
142	Other Accounts Receivable		0	0
143	Accumulated Provision for Uncollectable Accounts		(562)	(277)
146	Notes Receivable from Associated Companies		0	0
151	Plant Material and Supplies		0	0
162	Prepayments		0	0
173	Accrued Utility Revenue		916	516
174	Miscellaneous Current and Accrued Assets		0	0
	Total Current and Accrued Assets		\$2,303	\$1,047
	Deferred Debits			
186.1	Deferred Rate Case Expense		\$0	\$0
190	Accumulated Deferred Income Taxes		0	167
	Total Deferred Debits		\$0	\$167
Account No.	Fixed Assets			
101	Utility Plant in Service*		\$64,909	\$71,028
103	Property Held for Future Use		0	0
105	Construction Work in Progress		197,402	250,670
108	Accumulated Depreciation (enter as negative)*		(61,512)	(62,248)
121	Non-Utility Property		0	0
122	Accumulated Depreciation - Non Utility		0	0
	Total Fixed Assets		\$200,798	\$259,450
	Other Fixed Assets			
114	Utility Plant Acquisition Adjustments		\$22,318	\$22,318
	Total Other Fixed Assets		\$22,318	\$22,318
	Total Assets		\$225,419	\$282,982

*Note these items feed automatically from AR3 UPIS Page 4

Global Water - Lyn Lee Water Company, Inc.
Annual Report
Balance Sheet Liabilities and Owners Equity

Balance Sheet Liabilities and Owners Equity				
	Liabilities		Balance at Beginning of Year (2022)	Balance at End of Year (2022)
Account No.	Current Liabilities			
231	Accounts Payable		\$39,116	\$26
232	Notes Payable (Current Portion)		0	0
234	Notes Payable to Associated Companies		0	0
235	Customer Deposits		185	35
236	Accrued Taxes, Income Taxes		76	54
237	Accrued Interest		7	3
241	Miscellaneous Current and Accrued Liabilities		(831)	2,453
242	Miscellaneous Current and Accrued Liabilities		0	0
	Total Current Liabilities		\$38,552	\$2,571
	Long Term Debt			
224	Long Term Debt (Notes and Bonds)		\$0	\$0
	Deferred Credits			
251	Unamortized Premium on Debt		\$0	\$0
252	Advances in Aid of Construction		0	0
253	Other Deferred Credits		0	0
255	Accumulated Deferred Investment Tax Credits		0	0
271	Contributions in Aid of Construction		0	0
272	Less: Amortization of Contributions		0	0
281	Accumulated Deferred Income Tax		11,897	9,404
	Total Deferred Credits		\$11,897	\$9,404
	Total Liabilities		\$50,449	\$11,975
	Capital Accounts			
201	Common Stock Issued		\$0	\$0
211	Other Paid-In Capital		179,379	277,871
215	Retained Earnings		(4,409)	(6,864)
218	Proprietary Capital (Sole Props and Partnerships)		0	0
	Total Capital		\$174,969	\$271,007
	Total Liabilities and Capital		\$225,419	\$282,982

Note: Total liabilities and Capital must match total assets for the beginning and end of the year!

Global Water - Lyn Lee Water Company, Inc.
Annual Report
Water Comparative Income Statement 12/31/22

Water Comparative Income Statement			
Account No.	Calendar Year	Current Year 01/01/2022 - 12/31/2022	Last Year 01/01/2021 - 12/31/2021
	Operating Revenue		
461	Metered Water Revenue	\$18,439	\$19,123
460	Unmetered Water Revenue	0	0
462	Fire Protection Revenue	0	0
469	Guaranteed Revenues (Surcharges)	0	0
471	Miscellaneous Service Revenues	0	0
474	Other Water Revenue	224	20
	Total Revenues	\$18,663	\$19,143
	Operating Expenses		
601	Salaries and Wages	\$6,864	\$6,372
604	Employee Pensions and Benefits	757	1,067
610	Purchased Water	0	0
615	Purchased Power	915	1,614
616	Fuel for Power Production	0	0
618	Chemicals	225	0
620	Materials and Supplies	186	16
620.1	Repairs and Maintenance	2,530	459
620.2	Office Supplies and Expense	592	397
630	Contractual Services	0	0
631	Contractual Services - Engineering	0	0
632	Contractual Services - Accounting	502	2,064
633	Contractual Services - Legal	127	315
634	Contractual Services - Management Fees	0	0
635	Contractual Services - Water Testing	661	1,159
636	Contractual Services - Other	2,890	5,468
640	Rents	0	0
641	Rental of Building/Real Property	215	151
642	Rental of Equipment	11	3
650	Transportation Expenses	218	69
656	Insurance - Vehicles	0	0
657	Insurance - General Liability	454	758
658	Insurance - Worker's Comp	67	75
657.1	Insurance - Health and Life	0	0
660	Advertising	10	14
665	Regulatory Commission Expense - Rate	0	0
667	Regulatory Commission Expense - Other	456	115
670	Bad Debt Expense	(211)	555
675	Miscellaneous Expense	2,552	4,138
403	Depreciation Expense (From Schedule AR4)	735	1,051
408	Taxes Other Than Income	143	81
408.11	Property Taxes	955	967
408.12	Payroll Taxes	509	352
409	Income Taxes	(1,195)	(2,062)
427.1	Customer Security Deposit Interest	7	7
	Total Operating Expenses	\$21,175	\$25,204
	Operating Income / (Loss)	(\$2,512)	(\$6,061)
	Other Income / (Expense)		
414	Gain/Loss on Dispositions	\$0	\$0
419	Interest and Dividend Income	0	0
421	Non-Utility Income	0	0
426	Miscellaneous Non-Utility (Expense)	(0)	(1)
427	Interest (Expense)	58	(50)
	Total Other Income / (Expense)	\$58	(\$51)
	Net Income / (Loss)	(\$2,455)	(\$6,112)

Full time equivalent employees

	Direct Company	Allocated	Outside service	Total
President	0.0	0.0	0.0	0.0
Vice-president	0.0	0.0	0.0	0.0
Manager	0.0	0.0	0.0	0.0
Engineering Staff	0.0	0.0	0.0	0.0
System Operator(s)	0.0	0.1	0.0	0.1
Meter reader	0.0	0.0	0.0	0.0
Customer Service	0.0	0.0	0.0	0.0
Accounting	0.0	0.0	0.0	0.0
Business Office	0.0	0.0	0.0	0.0
Rates Department	0.0	0.0	0.0	0.0
Administrative Staff	0.0	0.0	0.0	0.0
Other	0.0	0.0	0.0	0.0
Total	0.0	0.1	0.0	0.1

Global Water - Lyn Lee Water Company, Inc.
Annual Report
Supplemental Financial Data (Long-Term Debt)
12/31/22

Supplemental Financial Data (Long-Term Debt)				
	Loan #1	Loan #2	Loan #3	Loan #4
Date Issued	N/A	N/A	N/A	N/A
Source of Loan	N/A	N/A	N/A	N/A
ACC Decision No.	N/A	N/A	N/A	N/A
Reason for Loan	N/A	N/A	N/A	N/A
Dollar Amt. Issued	N/A	N/A	N/A	N/A
Amount Outstanding	N/A	N/A	N/A	N/A
Date of Maturity	N/A	N/A	N/A	N/A
Interest Rate	N/A	N/A	N/A	N/A
Current Year Interest	N/A	N/A	N/A	N/A
Current Year Principal	N/A	N/A	N/A	N/A

Meter Deposit Balance at Test Year End:	\$0
---	-----

Meter Deposits Refunded During the Test Year:	\$0
---	-----

List all bonds, notes, loans, and other types of indebtedness in which the proceeds were used in the provision of public utility service. Indebtedness incurred for personal uses by the owner of the utility should not be listed. Input 0 or none if there is nothing to report for that cell.

Well and Water Usage

[illegible]

Name of system water delivered to:	NA	
ADWR PCC Number:		#N/A
Source of water delivered to another system	NA	

Name of system water received from:	NA	
ADWR PCC Number:		#N/A
Source of water received	NA	
Well registry 55# (55-XXXXXX):	NA	

Month	Water withdrawn (gallons)1	Water sold (gallons)2	Water delivered (sold) to other systems (gallons)3	Water received (purchased) from other systems (gallons)4	Estimated authorized use (gallons)5	Purchased Power Expense ⁶	Purchased Power (kWh) ⁷
January	169,901.00	240,642.00	0.00	0.00	50.00	\$117	510
February	184,371.00	169,062.00	0.00	0.00	50.00	108	449
March	250,757.00	183,224.00	0.00	0.00	50.00	104	424
April	295,148.00	234,176.00	0.00	0.00	50.00	125	568
May	455,276.00	316,646.00	0.00	0.00	50.00	155	775
June	448,952.00	463,827.00	0.00	0.00	50.00	190	1,063
July	381,314.00	447,237.00	0.00	0.00	50.00	187	1,039
August	334,508.00	334,449.00	0.00	0.00	50.00	146	744
September	338,072.00	334,007.00	0.00	0.00	50.00	177	932
October	257,628.00	359,769.00	0.00	0.00	50.00	147	690
November	220,047.00	241,215.00	0.00	0.00	50.00	142	633
December	211,107.00	196,188.00	0.00	0.00	50.00	110	513
Totals	3,547,081.00	3,520,442.00	0.00	0.00	600.00	\$1,706	8,340

If applicable, in the space below please provide a description for all un-metered water use along with amounts:

Flushing prior to sampling = 600 gallons (50 gallons/month)

- | |
|---|
| 1 Water withdrawn - Total gallons of water withdrawn from pumped sources. |
| 2 Water sold - Total gallons from customer meters, and other sales such as construction water. |
| 3 Water delivered (sold) to other systems - Total gallons of water delivered to other systems. |
| 4 Water received (purchased) from other systems - Total gallons of water purchased/received from other systems. |
| 5 Estimated authorized use - Total estimated gallons from authorized metered or unmetered use. Authorized uses such as flushing (mains, services and hydrants) draining/cleaning tanks, process, construction, fire fighting, etc. Non-authorized use (real losses) are service line breaks and leaks, water main breaks, meter inaccuracies and theft. |
| 6 Enter the total purchased power costs for the power meters associated with this system. |
| 7 Enter the total purchased kWh used by the power meters associated with this system. |

Water Utility Plant Description		
Name of the System:	GLOBAL WATER - LYN LEE WATER COMPANY INC	
ADEQ Public Water System Number:	AZ0410007	
ADWR PCC Number:	91-000415.0000	

MAINS		
Sizes (inches)	Material	Length (feet)
NA	Unknown	6,800
NA	NA	NA
NA	NA	NA
NA	NA	NA
NA	NA	NA
NA	NA	NA
NA	NA	NA
NA	NA	NA
NA	NA	NA
NA	NA	NA
NA	NA	NA
NA	NA	NA
NA	NA	NA
NA	NA	NA

SERVICE LINES		
Material	Percent of system	Year installed
Unknown	100%	NA
NA	0%	0
NA	0%	0
NA	0%	0
NA	0%	0

BOOSTER PUMPS		
Horsepower	GPM	Quantity
0	0	0
0	0	0
0	0	0
0	0	0

STORAGE TANKS			
Capacity (gallons)	Material	Quantity	Year installed
0	0	0	0
0	0	0	0
0	0	0	0
0	0	0	0
0	0	0	0
0	0	0	0

CUSTOMER METERS			
Size (inches)	Quantity	Percent over 1,00,000 gallons	Percent over 10 years old
5/8 X 3/4	38	0%	0%
1	1	0%	0%
NA	0	0%	0%
NA	0	0%	0%
NA	0	0%	0%
NA	0	0%	0%
NA	0	0%	0%
NA	0	0%	0%
NA	0	0%	0%
NA	0	0%	0%
NA	0	0%	0%
NA	0	0%	0%
NA	0	0%	0%
NA	0	0%	0%
NA	0	0%	0%
NA	0	0%	0%
NA	0	0%	0%

FIRE HYDRANTS	
Type	Quantity
Standard *	0
Other	0

PRESSURE/BLADDER TANKS			
Capacity (gallons)	Material	Quantity	Year installed
3,000	Steel	1	NA
0	0	0	0
0	0	0	0
0	0	0	0
0	0	0	0
0	0	0	0

* A standard fire hydrant has two 2.5 inch hose connection nozzles with 7.5 threads per inch, and one 4.5 inch pumper connection nozzle with 4 threads per inch.

Water Utility Plant Description (Continued)

For the following three items, list the utility owned assets in each category for each system.

TREATMENT EQUIPMENT:	Chlorination added early 2021
STRUCTURES:	Chain link fence
OTHER:	Note: Global Water installed two new 10,000 gallons water storage tanks and two booster pumps. This equipment was commissioned Q1 2023.

Provide a calculation used to determine the value of one water equivalent residential connection (ERC).

Use one of the following methods:

- (a) If actual flow data are available from the preceding 12 months, divide the total annual single family residence (SFR) gallons sold by the average number of single family residence customers for the same period and divide the result by 365
- (b) If no historical flow data are available, use:
ERC = (Total SFR gallons sold (Omit 000) / 365 days / 350 gallons per day)

ERC	247
Method used:	(a)

Customer and Other Information	
Name of the System:	GLOBAL WATER - LYN LEE WATER COMPANY INC
ADEQ Public Water System Number:	AZ0410007
ADWR PCC Number:	91-000415.0000

Month	Number of Customers				
	Single-Family	Multi-Family	Commercial	Turf/Irrigation	Other Non-Residential
January	39	0	0	0	0
February	39	0	0	0	0
March	39	0	0	0	0
April	39	0	0	0	0
May	39	0	0	0	0
June	39	0	0	0	0
July	39	0	0	0	0
August	39	0	0	0	0
September	39	0	0	0	0
October	39	0	0	0	0
November	39	0	0	0	0
December	39	0	0	0	0

If the system has fire hydrants, what is the fire flow requirements? GPM for hrs.

Does the system have chlorination treatment?

Does the Company have an ADWR Gallons Per Capita Per Day (GPCPD) requirement?

If yes, provide the GPCPD amount:

Is the Water Utility located in an ADWR Active Management Area (AMA)?
If yes, which AMA?

What is the present system connection capacity (in ERCs *) using existing lines?

What is the future system connection capacity (in ERCs *) upon service area buildout?

Describe any plans and estimated completion dates for any enlargements or improvements of this system.

The facility is in the process of commissioning two 10,000-gallon storage tanks, two booster pump upgrades, a new hydropneumatic tank, production meter, chlorine disinfection system and Supervisory Control and Data Acquisition (SCADA) system to monitor and control the system remotely. No other future enlargements or improvements are scheduled for this system.

* an ERC is based on the calculation on the bottom of AR9 page 12.

Global Water - Lyn Lee Water Company, Inc.
 Annual Report
 Utility Shutoffs / Disconnects
 12/31/22

Utility Shutoffs / Disconnects	
Name of the System:	GLOBAL WATER - LYN LEE WATER COMPANY INC
ADEQ Public Water System Number:	AZ0410007
ADWR PCC Number:	91-000415.0000

Month	Termination without Notice R14-2-410.B	Termination with Notice R14-2- 410.C	Other
January	0	0	0
February	0	0	0
March	0	0	0
April	0	0	0
May	0	0	0
June	0	0	0
July	0	0	0
August	0	0	0
September	0	0	0
October	0	0	0
November	0	0	0
December	0	0	0
Total	0	0	0

Other (description):

NA

Instructions: Fill out the Grey Cells with the relevant information. Input 0 or none if there is nothing recorded in that account or there is no applicable information to report.

Property Taxes	
----------------	--

Amount of actual property taxes paid during Calendar Year 2022 was
--

\$955

If no property taxes paid, explain why.

NA

Instructions: Fill out the Grey Cells with the relevant information. Input 0 or none if there is nothing recorded in that account or there is no applicable information to report.

Verification and Sworn Statement (Taxes)

Verification: State of Arizona I, the undersigned of the
(state name)

County of (county name): Maricopa
Name (owner or official) title: Christopher D. Krygier
Company name: Global Water - Lyn Lee Water Company

DO SAY THAT THIS ANNUAL UTILITY PROPERTY TAX AND SALES TAX REPORT TO THE ARIZONA CORPORATION COMMISSION.

FOR THE YEAR ENDING: 12/31/22

HAS BEEN PREPARED UNDER MY DIRECTION, FROM THE ORIGINAL BOOKS, PAPERS AND RECORDS OF SAID UTILITY; THAT I HAVE CAREFULLY EXAMINED THE SAME, AND DECLARE THE SAME TO BE A COMPLETE AND CORRECT STATEMENT OF BUSINESS AND AFFAIRS OF SAID UTILITY FOR THE PERIOD COVERED BY THIS REPORT IN RESPECT TO EACH AND EVERY MATTER AND THING SET FORTH, TO THE BEST OF MY KNOWLEDGE, INFORMATION AND BELIEF.

Sworn Statement: I HEREBY ATTEST THAT ALL PROPERTY TAXES FOR SAID COMPANY ARE CURRENT AND PAID IN FULL.


I HEREBY ATTEST THAT ALL SALES TAXES FOR SAID COMPANY ARE CURRENT AND PAID IN FULL.

Christopher D. Krygier

signature of owner/official

623-377-2603

telephone no.



SUBSCRIBED AND SWORN TO BEFORE ME A NOTARY PUBLIC
IN AND FOR THE COUNTY

THIS

14th

DAY OF

Maricopa
(county name)

April 2023
(month) and (year)

MY COMMISSION EXPIRES

7.1.2024
(date)

[Signature]

(signature of notary public)

Verification and Sworn Statement

Verification:

State of Arizona I, the undersigned of the
(state name)

County of (county name):

Maricopa

Name (owner or official) title:

Christopher D. Krygier

Company name:

Global Water - Lyn Lee Water Company

DO SAY THAT THIS ANNUAL UTILITY PROPERTY TAX AND SALES TAX REPORT TO THE ARIZONA CORPORATION COMMISSION.

FOR THE YEAR ENDING: 12/31/22

HAS BEEN PREPARED UNDER MY DIRECTION, FROM THE ORIGINAL BOOKS, PAPERS AND RECORDS OF SAID UTILITY; THAT I HAVE CAREFULLY EXAMINED THE SAME, AND DECLARE THE SAME TO BE A COMPLETE AND CORRECT STATEMENT OF BUSINESS AND AFFAIRS OF SAID UTILITY FOR THE PERIOD COVERED BY THIS REPORT IN RESPECT TO EACH AND EVERY MATTER AND THING SET FORTH, TO THE BEST OF MY KNOWLEDGE, INFORMATION AND BELIEF.

Sworn Statement: IN ACCORDANCE WITH THE REQUIREMENTS OF TITLE 40, ARTICLE 8, SECTION 40-401, ARIZONA REVISED STATUTES, IT IS HEREIN REPORTED THAT THE GROSS OPERATING REVENUE OF SAID UTILITY DERIVED FROM ARIZONA INTRASTATE UTILITY OPERATIONS DURING THE CALENDAR YEAR WAS:

Arizona Intrastate Gross Operating Revenues Only (\$)

\$20,575

(The amount in the box above includes

\$1,913


in sales taxes
billed or collected)



signature of owner/official

623-377-2603

telephone no.



SUBSCRIBED AND SWORN TO BEFORE ME A NOTARY PUBLIC
IN AND FOR THE COUNTY

THIS

11th

DAY OF

Maricopa
(county name)

April 2023
(month) and (year)

MY COMMISSION EXPIRES

7.1.2024
(date)



(signature of notary public)

Verification and Sworn Statement (Residential Revenue)

Verification:

State of Arizona I, the undersigned of the
(state name)

County of (county name):

Maricopa

Name (owner or official) title:

Christopher D. Krygier

Company name:

Global Water - Lyn Lee Water Company

DO SAY THAT THIS ANNUAL UTILITY PROPERTY TAX AND SALES TAX REPORT TO THE ARIZONA CORPORATION COMMISSION.

FOR THE YEAR ENDING: 12/31/22

HAS BEEN PREPARED UNDER MY DIRECTION, FROM THE ORIGINAL BOOKS, PAPERS AND RECORDS OF SAID UTILITY; THAT I HAVE CAREFULLY EXAMINED THE SAME, AND DECLARE THE SAME TO BE A COMPLETE AND CORRECT STATEMENT OF BUSINESS AND AFFAIRS OF SAID UTILITY FOR THE PERIOD COVERED BY THIS REPORT IN RESPECT TO EACH AND EVERY MATTER AND THING SET FORTH, TO THE BEST OF MY KNOWLEDGE, INFORMATION AND BELIEF.

Sworn Statement:

IN ACCORDANCE WITH THE REQUIREMENTS OF TITLE 40, ARTICLE 8, SECTION 40-401, ARIZONA REVISED STATUTES, IT IS HEREIN REPORTED THAT THE GROSS OPERATING REVENUE OF SAID UTILITY DERIVED FROM ARIZONA INTRASTATE UTILITY OPERATIONS RECEIVED FROM RESIDENTIAL CUSTOMERS DURING THE CALENDAR YEAR WAS:

Arizona Intrastate Gross Operating Revenues Only (\$)

\$20,575

(The amount in the box above includes

\$1,913

in sales taxes
billed or collected)



signature of owner/official

623-377-2603

telephone no.

SUBSCRIBED AND SWORN TO BEFORE ME A NOTARY PUBLIC
IN AND FOR THE COUNTY

Maricopa
(county name)

THIS


11th

DAY OF

April 2023
(month) and (year)

MY COMMISSION EXPIRES

7-1-2024
(date)





(signature of notary public)

Gross-up Sharing Method for Income Tax Statement of Certification

Verification:

State of Arizona I, the undersigned of the
(state name)

County of (county name): Maricopa
Name (owner or official) title: Christopher D. Krygier
Company name: Global Water - Lyn Lee Water Company

FOR THE YEAR ENDING: 12/31/22

Sworn Statement:

IN ACCORDANCE WITH THE REQUIREMENTS OF DECISION NO. 77084, BECAUSE THE UTILITY REQUIRES THE GROSS UP OF ADVANCES AND CONTRIBUTIONS, I HEREBY STATE THAT THE UTILITY HAS NOT INCURRED NOR IS EXPECTED TO INCUR A NET INCREASE IN CURRENT INCOME TAX EXPENSE OR A DECREASE IN DEFERRED TAX ASSET FOR A CARRY FORWARD ACCORDING TO GAAP IN AN AMOUNT EQUAL TO OR GREATER THAN THE AMOUNT OF THE REQUIRED GROSS UP PAID BY DEVELOPERS IN THE PERIOD COVERED BY THIS ANNUAL REPORT.



signature of owner/official

623-377-2603

telephone no.

SUBSCRIBED AND SWORN TO BEFORE ME A NOTARY PUBLIC
IN AND FOR THE COUNTY

Maricopa
(county name)

THIS


11th

DAY OF

April 2023
(month) and (year)

MY COMMISSION EXPIRES

7.1.2024
(date)





(signature of notary public)