

RECEIVED BY MAIL
04/15/2021, 4:10 PM
ARIZONA CORPORATION COMMISSION
UTILITIES DIVISION

ANNUAL REPORT

Of

Company Name: Lyn Lee Water Company

PO Box 86205

Mailing Address: Phoenix AZ
85080

Docket No.: W-01854A

For the Year Ended: 12/31/20

WATER UTILITY

To

Arizona Corporation Commission

Due on April 15th

Email: Util-Compliance@azcc.gov, mail or deliver the completed Annual Report to:

Arizona Corporation Commission
Compliance Section - Utilities Division
1200 West Washington Street
Phoenix, Arizona 85007

Application Type: Original Filing

Application Date: 4/15/2021

ARIZONA CORPORATION COMMISSION
WATER UTILITY ANNUAL REPORT
Lyn Lee Water Company
A Class Utility

For the Calendar Year Ended: 12/31/20

Primary Address:

21410 N. 19th Ave., Ste. 220

City:

Phoenix

 State:

Arizona

 Zip Code:

85027

Telephone Number:

480-999-5247

Date of Original Organization of Utility:

8/1/1972

Person to whom correspondence should be addressed concerning this report:

Name:

Joanne Ellsworth

Telephone No. :

480-999-5247

Address:

21410 N. 19th Ave., Ste. 220

City:

Phoenix

 State:

Arizona

 Zip Code:

85027

Email:

joanne.ellsworth@gwresources.com
--

Regulatory and Management Contact

Name:

Joanne Ellsworth

Telephone No. :

480-999-5247

Address:

21410 N. 19th Ave., Ste. 220

City:

Phoenix

 State:

Arizona

 Zip Code:

85027

Email:

joanne.ellsworth@gwresources.com
--

On-Site Manager

Name:

Jon Corwin

Telephone No. :

520-265-1947

Address:

21410 N. 19th Ave., Ste. 220

City:

Phoenix

 State:

Arizona

 Zip Code:

85027

Email:

jon.corwin@gwresources.com
--

Attorney

Name:

Tim Sabo

Telephone No. :

480-999-5215

Address:

21410 N. 19th Ave., Ste. 220

City:

Phoenix

 State:

Arizona

 Zip Code:

85027

Email:

tim.sabo@gwresources.com
--

Statutory Agent

Name:

Mike Liebman

Telephone No. :

480-999-5104

Address:

21410 N. 19th Ave., Ste. 220

City:

Phoenix

 State:

Arizona

 Zip Code:

85027

Email:

mike.liebman@gwresources.com
--

Ownership:

"C" Corporation

Counties Served:

Pima

ARIZONA CORPORATION COMMISSION
WATER UTILITY ANNUAL REPORT
Lyn Lee Water Company

Important changes during the year
--

Yes	For those companies not subject to the affiliated interest rules, has there been a change in ownership or direct control during the year?
	If yes, please provide specific details in the box below.
	On November 12, 2020, Global Water Holdings, Inc., a subsidiary of Global Water Resources, Inc., purchased 100% of the stock of Lyn-Lee Water Company, pursuant to a Stock Purchase Agreement and changed the name from Lyn-Lee Water Company, Inc., to Global Water - Lyn Lee Water Company, Inc.

No	Has the company been notified by any other regulatory authorities during the year, that they are out of compliance?
	If yes, please provide specific details in the box below.
	No notification by any other regulatory authorities during the years that the company is out of compliance.

Utility Plant in Service (Water)							
Account No.	Description	Beginning Year Original Cost	Current Year Additions	Current Year Retirements	Adjusted Original Cost	Accumulated Depreciation	OCLD (OC less AD)
301	Organization	\$0	\$0	\$0	\$0	\$0	\$0
302	Franchises	0	0	0	0	0	0
303	Land and Land Rights	0	0	0	0	0	0
304	Structures and Improvements	0	0	0	0	0	0
305	Collecting & Improving Reservoirs	0	0	0	0	0	0
306	Lake, River, Canal Intakes	0	0	0	0	0	0
307	Wells and Springs	0	0	0	0	0	0
308	Infiltration Galleries	0	0	0	0	0	0
309	Supply Mains	0	0	0	0	0	0
310	Power Generation Equipment	0	0	0	0	0	0
311	Pumping Equipment	46,268	0	0	46,268	44,481	1,787
320	Water Treatment Equipment	0	0	0	0	0	0
320.1	Water Treatment Plants	0	0	0	0	0	0
320.2	Solution Chemical Feeders	0	0	0	0	0	0
320.3	Point-of-Use Treatment Devices	0	0	0	0	0	0
330	Distribution Reservoirs and Standpipes	0	0	0	0	0	0
330.1	Storage Tanks	5,910	0	0	5,910	5,910	0
330.2	Pressure Tanks	0	0	0	0	0	0
331	Transmission and Distribution Mains	1,400	0	0	1,400	1,400	0
333	Services	0	0	0	0	0	0
334	Meters and Meter Installations	0	0	0	0	0	0
335	Hydrants	0	0	0	0	0	0
336	Backflow Prevention Devices	0	0	0	0	0	0
339	Other Plant and Misc. Equipment	0	0	0	0	0	0
340	Office Furniture and Equipment	0	0	0	0	0	0
340.1	Computer & Software	8,020	0	0	8,020	8,020	0
341	Transportation Equipment	0	0	0	0	0	0
342	Stores Equipment	0	0	0	0	0	0
343	Tools, Shop and Garage Equipment	0	0	0	0	0	0
344	Laboratory Equipment	0	0	0	0	0	0
345	Power Operated Equipment	0	0	0	0	0	0
346	Communication Equipment	650	0	0	650	651	(1)
347	Miscellaneous Equipment	0	0	0	0	0	0
348	Other Tangible Plant	0	0	0	0	0	0
	Totals	\$62,248	\$0	\$0	\$62,248	\$60,462	\$1,786

Depreciation Expense for the Current Year (Water)									
Account No.	Description	Beginning Year Original Cost	Current Year Additions	Current Year Retirements	Adjusted Original Cost	Fully Depreciated/Non- depreciable Plant	Depreciable Plant	Depreciation Percentages	Depreciation Expense
301	Organization	\$0	\$0	\$0	\$0	\$0	\$0	0.00%	\$0
302	Franchises	0	0	0	0	0	0	0.00%	0
303	Land and Land Rights	0	0	0	0	0	0	0.00%	0
304	Structures and Improvements	0	0	0	0	0	0	0.00%	0
305	Collecting & Improving Reservoirs	0	0	0	0	0	0	0.00%	0
306	Lake, River, Canal Intakes	0	0	0	0	0	0	0.00%	0
307	Wells and Springs	0	0	0	0	0	0	0.00%	0
308	Infiltration Galleries	0	0	0	0	0	0	0.00%	0
309	Supply Mains	0	0	0	0	0	0	0.00%	0
310	Power Generation Equipment	0	0	0	0	0	0	0.00%	0
311	Pumping Equipment	46,268	0	0	46,268	37,929	8,339	-10.26%	(856)
320	Water Treatment Equipment	0	0	0	0	0	0	0.00%	0
320.1	Water Treatment Plants	0	0	0	0	0	0	0.00%	0
320.2	Solution Chemical Feeders	0	0	0	0	0	0	0.00%	0
320.3	Point-of-Use Treatment Devices	0	0	0	0	0	0	0.00%	0
330	Distribution Reservoirs and Standpipes	0	0	0	0	0	0	0.00%	0
330.1	Storage Tanks	5,910	0	0	5,910	5,910	0	0.00%	0
330.2	Pressure Tanks	0	0	0	0	0	0	0.00%	0
331	Transmission and Distribution Mains	1,400	0	0	1,400	1,400	0	0.00%	0
333	Services	0	0	0	0	0	0	0.00%	0
334	Meters and Meter Installations	0	0	0	0	0	0	0.00%	0
335	Hydrants	0	0	0	0	0	0	0.00%	0
336	Backflow Prevention Devices	0	0	0	0	0	0	0.00%	0
339	Other Plant and Misc. Equipment	0	0	0	0	0	0	0.00%	0
340	Office Furniture and Equipment	0	0	0	0	0	0	0.00%	0
340.1	Computer & Software	8,020	0	0	8,020	8,020	0	0.00%	0
341	Transportation Equipment	0	0	0	0	0	0	0.00%	0
342	Stores Equipment	0	0	0	0	0	0	0.00%	0
343	Tools, Shop and Garage Equipment	0	0	0	0	0	0	0.00%	0
344	Laboratory Equipment	0	0	0	0	0	0	0.00%	0
345	Power Operated Equipment	0	0	0	0	0	0	0.00%	0
346	Communication Equipment	650	0	0	650	651	(1)	4.46%	(0)
347	Miscellaneous Equipment	0	0	0	0	0	0	0.00%	0
348	Other Tangible Plant	0	0	0	0	0	0	0.00%	0
	Subtotal	\$62,248	\$0	\$0	\$62,248	\$53,910	\$8,338		(\$856)

Contribution(s) in Aid of Construction (Gross)\$0

Less: Non Amortizable Contribution(s)0

Fully Amortized Contribution(s)0

Amortizable Contribution(s)\$0

Times: Proposed Amortization Rate

Amortization of CIAC

Less: Amortization of CIAC

DEPRECIATION EXPENSE

Lyn Lee Water Company
Annual Report
Balance Sheet Assets
12/31/20

Balance Sheet Assets				
	Assets		Balance at Beginning of Year (2020)	Balance at End of Year (2020)
Account No.	Current and Accrued Assets			
131	Cash		\$1,951	\$0
132	Special Deposits		0	0
133	Other Special Deposits		0	0
134	Working Funds		0	0
135	Temporary Cash Investments		0	0
141	Customer Accounts Receivable		0	959
142	Other Accounts Receivable		0	0
143	Accumulated Provision for Uncollectable Accounts		0	(7)
146	Notes Receivable from Associated Companies		0	0
151	Plant Material and Supplies		0	0
162	Prepayments		0	0
173	Accrued Utility Revenue		0	643
174	Miscellaneous Current and Accrued Assets		2,750	0
	Total Current and Accrued Assets		\$4,701	\$1,595
	Deferred Debits			
186.1	Deferred Rate Case Expense		0	0
190	Accumulated Deferred Income Taxes		0	0
	Total Deferred Debits		\$0	\$0
Account No.	Fixed Assets			
101	Utility Plant in Service*		\$62,248	\$62,248
103	Property Held for Future Use		0	0
105	Construction Work in Progress		0	1,970
108	Accumulated Depreciation (enter as negative)*		(61,317)	(60,462)
121	Non-Utility Property		0	0
122	Accumulated Depreciation - Non Utility		0	0
	Total Fixed Assets		\$931	\$3,756
	Other Fixed Assets			
114	Utility Plant Acquisition Adjustments		\$0	\$22,517
	Total Other Fixed Assets		\$0	\$22,517
	Total Assets		\$5,632	\$27,868

*Note these items feed automatically from AR3 UPIS Page 4

Lyn Lee Water Company
Annual Report
Balance Sheet Liabilities and Owners Equity

Balance Sheet Liabilities and Owners Equity				
	Liabilities		Balance at Beginning of Year (2020)	Balance at End of Year (2020)
Account No.	Current Liabilities			
231	Accounts Payable		\$0	\$496
232	Notes Payable (Current Portion)		0	0
234	Notes Payable to Associated Companies		0	0
235	Customer Deposits		0	0
236	Accrued Taxes, Income Taxes		0	674
237	Accrued Interest		0	0
241	Miscellaneous Current and Accrued Liabilities		0	2,213
242	Miscellaneous Current and Accrued Liabilities		0	0
	Total Current Liabilities		\$0	\$3,383
	Long Term Debt			
224	Long Term Debt (Notes and Bonds)		0	0
	Deferred Credits			
251	Unamortized Premium on Debt		0	0
252	Advances in Aid of Construction		0	0
253	Other Deferred Credits		0	0
255	Accumulated Deferred Investment Tax Credits		0	0
271	Contributions in Aid of Construction		0	0
272	Less: Amortization of Contributions		0	0
281	Accumulated Deferred Income Tax		0	12,419
	Total Deferred Credits		\$0	\$12,419
	Total Liabilities		\$0	\$15,802
	Capital Accounts			
201	Common Stock Issued		16,000	0
211	Other Paid-In Capital		0	10,365
215	Retained Earnings		(10,368)	1,703
218	Proprietary Capital (Sole Props and Partnerships)		0	0
	Total Capital		\$5,632	\$12,068
	Total Liabilities and Capital		\$5,632	\$27,869

Note: Total liabilities and Capital must match total assets for the beginning and end of the year!

Lyn Lee Water Company
Annual Report
Water Comparative Income Statement
12/31/20

Water Comparative Income Statement			
Account No.	Calendar Year	Current Year 01/01/2020 - 12/31/2020	Last Year 01/01/2019 - 12/31/2019
	Operating Revenue		
461	Metered Water Revenue	\$18,901	\$18,199
460	Unmetered Water Revenue	0	0
462	Fire Protection Revenue	0	0
469	Guaranteed Revenues (Surcharges)	0	0
471	Miscellaneous Service Revenues	0	0
474	Other Water Revenue	0	0
	Total Revenues	\$18,901	\$18,199
	Operating Expenses		
601	Salaries and Wages	\$0	\$0
604	Employee Pensions and Benefits	0	0
610	Purchased Water	0	0
615	Purchased Power	1,860	1,368
616	Fuel for Power Production	0	0
618	Chemicals	0	0
620	Materials and Supplies	0	110
620.1	Repairs and Maintenance	1,330	(692)
620.2	Office Supplies and Expense	1,272	1,640
630	Contractual Services	0	0
631	Contractual Services - Engineering	0	0
632	Contractual Services - Accounting	0	450
633	Contractual Services - Legal	150	0
634	Contractual Services - Management Fees	5,848	6,041
635	Contractual Services - Water Testing	2,141	3,435
636	Contractual Services - Other	496	0
640	Rents	0	0
641	Rental of Building/Real Property	0	0
642	Rental of Equipment	0	0
650	Transportation Expenses	0	0
656	Insurance - Vehicles	0	0
657	Insurance - General Liability	1,511	813
658	Insurance - Worker's Comp	0	0
657.1	Insurance - Health and Life	0	0
660	Advertising	0	0
665	Regulatory Commission Expense - Rate	0	0
667	Regulatory Commission Expense - Other	0	0
670	Bad Debt Expense	7	0
675	Miscellaneous Expense	0	0
403	Depreciation Expense (From Schedule AR4)		401
408	Taxes Other Than Income	1,426	1,154
408.11	Property Taxes	1,843	1,085
408.12	Payroll Taxes	0	0
409	Income Taxes	564	0
427.1	Customer Security Deposit Interest	0	0
	Total Operating Expenses	\$18,446	\$15,805
	Operating Income / (Loss)	\$455	\$2,394
	Other Income / (Expense)		
414	Gain/Loss on Dispositions	0	0
419	Interest and Dividend Income	0	0
421	Non-Utility Income	0	0
426	Miscellaneous Non-Utility (Expense)	0	0
427	Interest (Expense)	0	0
	Total Other Income / (Expense)	\$0	\$0
	Net Income / (Loss)	\$455	\$2,394

Full time equivalent employees

	Direct Company	Allocated	Outside service	Total
President	0.0	0.0	0.0	0.0
Vice-president	0.0	0.0	0.0	0.0
Manager	0.0	0.0	0.0	0.0
Engineering Staff	0.0	0.0	0.0	0.0
System Operator(s)	0.0	0.0	0.0	0.0
Meter reader	0.0	0.0	0.0	0.0
Customer Service	0.0	0.0	0.0	0.0
Accounting	0.0	0.0	0.0	0.0
Business Office	0.0	0.0	0.0	0.0
Rates Department	0.0	0.0	0.0	0.0
Administrative Staff	GWR aquired in	late 2020. Prior	ownership FTEs	0.0
Other	unknown.	GWR to update	in 2021.	0.0
Total	0.0	0.0	0.0	0.0

Lyn Lee Water Company
Annual Report
Supplemental Financial Data (Long-Term Debt)
12/31/20

Supplemental Financial Data (Long-Term Debt)				
	Loan #1	Loan #2	Loan #3	Loan #4
Date Issued	N/A	N/A	N/A	N/A
Source of Loan	N/A	N/A	N/A	N/A
ACC Decision No.	N/A	N/A	N/A	N/A
Reason for Loan	N/A	N/A	N/A	N/A
Dollar Amt. Issued	N/A	N/A	N/A	N/A
Amount Outstanding	N/A	N/A	N/A	N/A
Date of Maturity	N/A	N/A	N/A	N/A
Interest Rate	N/A	N/A	N/A	N/A
Current Year Interest	N/A	N/A	N/A	N/A
Current Year Principal	N/A	N/A	N/A	N/A

Meter Deposit Balance at Test Year End:	\$0
---	-----

Meter Deposits Refunded During the Test Year:	\$0
---	-----

List all bonds, notes, loans, and other types of indebtedness in which the proceeds were used in the provision of public utility service. Indebtedness incurred for personal uses by the owner of the utility should not be listed. Input 0 or none if there is nothing to report for that cell.

Name of system water received from:	NA	
ADWR PCC Number:		#N/A
Source of water received	NA	
Well registry 55# (55-XXXXXX):	NA	

Month	Water withdrawn (gallons) ¹	Water sold (gallons) ²	Water delivered (sold) to other systems (gallons) ³	Water received (purchased) from other systems (gallons) ⁴	Estimated authorized use (gallons) ⁵	Purchased Power Expense ⁶	Purchased Power (kWh) ⁷
January	266,294.00	266,294.00	0.00	0.00	0.00	\$113	492
February	184,928.00	184,928.00	0.00	0.00	0.00	\$103	444
March	122,795.00	122,795.00	0.00	0.00	0.00	\$99	416
April	172,872.00	172,872.00	0.00	0.00	0.00	\$102	406
May	172,872.00	172,872.00	0.00	0.00	0.00	\$114	496
June	477,126.00	477,126.00	0.00	0.00	0.00	\$149	735
July	428,850.00	428,850.00	0.00	0.00	0.00	\$170	961
August	327,688.00	327,688.00	0.00	0.00	0.00	\$171	972
September	483,069.00	483,069.00	0.00	0.00	0.00	\$160	886
October	317,151.00	317,151.00	0.00	0.00	0.00	\$140	736
November	348,302.00	348,302.00	0.00	0.00	0.00	\$127	638
December	204,857.00	204,857.00	0.00	0.00	0.00	\$126	338
Totals	3,506,804.00	3,506,804.00	0.00	0.00	0.00	\$1,461	7,028

<p>If applicable, in the space below please provide a description for all un-metered water use along with amounts:</p> <p>Lyn Lee utility was acquired by Global Water Resources at the end of 2020. We were informed that the well meter for the only active well broke in 2018 and was never repaired by prior ownership. We have used water sold data as a proxy for water pumped data in 2020. The well meter was replaced by Global Water in December 2020. Water level data was not available.</p>

- Page 11

Water Utility Plant Description			
Name of the System:	LYN LEE WATER CO		
ADEQ Public Water System Number:	AZ0410007		
ADWR PCC Number:	91-000415.0000		

MAINS		
Sizes (inches)	Material	Length (feet)
2.00	PVC	400
3.00	PVC	400
4.00	PVC	400
0.00	NA	0
0.00	NA	0
0.00	NA	0
0.00	NA	0
0.00	NA	0
0.00	NA	0
0.00	NA	0
0.00	NA	0
0.00	NA	0
0.00	NA	0
0.00	NA	0
0.00	NA	0

SERVICE LINES		
Material	Percent of system	Year installed
PVC	100%	NA
NA	0%	0
NA	0%	0
NA	0%	0
NA	0%	0

BOOSTER PUMPS		
Horsepower	GPM	Quantity
0	0	0
0	0	0
0	0	0
0	0	0

STORAGE TANKS			
Capacity (gallons)	Material	Quantity	Year installed
0	0	0	0
0	0	0	0
0	0	0	0
0	0	0	0
0	0	0	0
0	0	0	0

CUSTOMER METERS			
Size (inches)	Quantity	Percent over 1,00,000 gallons	Percent over 10 years old
5/8 X 3/4	41	51%	100%
NA	0	0%	0%
NA	0	0%	0%
NA	0	0%	0%
NA	0	0%	0%
NA	0	0%	0%
NA	0	0%	0%
NA	0	0%	0%
NA	0	0%	0%
NA	0	0%	0%
NA	0	0%	0%
NA	0	0%	0%
NA	0	0%	0%
NA	0	0%	0%
NA	0	0%	0%
NA	0	0%	0%
NA	0	0%	0%

FIRE HYDRANTS	
Type	Quantity
Standard *	0
Other	0

PRESSURE/BLADDER TANKS			
Capacity (gallons)	Material	Quantity	Year installed
3,000	Steel	1	NA
0	NA	0	0
0	NA	0	0
0	NA	0	0
0	NA	0	0
0	NA	0	0

* A standard fire hydrant has two 2.5 inch hose connection nozzles with 7.5 threads per inch, and one 4.5 inch pumper connection nozzle with 4 threads per inch.

Water Utility Plant Description (Continued)
--

For the following three items, list the utility owned assets in each category for each system.

TREATMENT EQUIPMENT:	Chlorination added in early 2021.
STRUCTURES:	Chain link fence
OTHER:	None. Note: Global Water acquired Lyn Lee Water Company in November 2020. The previous owner had not system documentation, therefore the water main lengths are based on previous Annual Reports as provided by the previous ownership.

Provide a calculation used to determine the value of one water equivalent residential connection (ERC).

Use one of the following methods:

- (a) If actual flow data are available from the preceding 12 months, divide the total annual single family residence (SFR) gallons sold by the average number of single family residence customers for the same period and divide the result by 365
- (b) If no historical flow data are available, use:

$$ERC = (\text{Total SFR gallons sold (Omit 000)} / 365 \text{ days} / 350 \text{ gallons per day})$$

ERC	260
Method used:	(a)

Customer and Other Information		
Name of the System:	LYN LEE WATER CO	
ADEQ Public Water System Number:	AZ0410007	
ADWR PCC Number:	91-000415.0000	

Month	Number of Customers				
	Single-Family	Multi-Family	Commercial	Turf/Irrigation	Other Non-Residential
January	39	0	0	0	0
February	39	0	0	0	0
March	39	0	0	0	0
April	39	0	0	0	0
May	39	0	0	0	0
June	39	0	0	0	0
July	39	0	0	0	0
August	39	0	0	0	0
September	39	0	0	0	0
October	39	0	0	0	0
November	39	0	0	0	0
December	39	0	0	0	0

awe

If the system has fire hydrants, what is the fire flow requirements? GPM for hrs.

Does the system have chlorination treatment?

Does the Company have an ADWR Gallons Per Capita Per Day (GPCPD) requirement?

If yes, provide the GPCPD amount:

Is the Water Utility located in an ADWR Active Management Area (AMA)?

If yes, which AMA?

What is the present system connection capacity (in ERCs *) using existing lines?

What is the future system connection capacity (in ERCs *) upon service area buildout?

Describe any plans and estimated completion dates for any enlargements or improvements of this system.

The facility is currently in the process of designing and integrating two 10,000-gallon storage tanks, two booster pump upgrades, a new hydropneumatic tank, production meter, chlorine disinfection system and Supervisory Control and Data Acquisition (SCADA) system to monitor and control the system remotely. The estimated date of completion for these upgrades is September 30, 2021.

* an ERC is based on the calculation on the bottom of AR9 page 12.

Lyn Lee Water Company
Annual Report
 Utility Shutoffs / Disconnects
 12/31/20

Utility Shutoffs / Disconnects	
Name of the System:	LYN LEE WATER CO
ADEQ Public Water System Number:	AZ0410007
ADWR PCC Number:	91-000415.0000

Month	Termination without Notice R14-2-410.B	Termination with Notice R14-2- 410.C	Other
January	0	0	0
February	0	0	0
March	0	0	0
April	0	0	0
May	0	0	0
June	0	0	0
July	0	0	0
August	0	0	0
September	0	0	0
October	0	0	0
November	0	0	0
December	0	0	0
Total	0	0	0

Other (description):

0

Instructions: Fill out the Grey Cells with the relevent information. Input 0 or none if there is nothing recorded in that account or there is no applicable information to report.

Property Taxes	
----------------	--

Amount of actual property taxes paid during Calendar Year 2020 was
--

\$1,183

If no property taxes paid, explain why.

N/A

Instructions: Fill out the Grey Cells with the relevant information. Input 0 or none if there is nothing recorded in that account or there is no applicable information to report.

Verification and Sworn Statement (Taxes)

Verification: State of Arizona I, the undersigned of the
(state name)

County of (county name): Maricopa
Name (owner or official) title: Joanne Ellsworth
Company name: Lyn Lee Water Company

DO SAY THAT THIS ANNUAL UTILITY PROPERTY TAX AND SALES TAX REPORT TO THE ARIZONA CORPORATION COMMISSION.

FOR THE YEAR ENDING: 12/31/20

HAS BEEN PREPARED UNDER MY DIRECTION, FROM THE ORIGINAL BOOKS, PAPERS AND RECORDS OF SAID UTILITY; THAT I HAVE CAREFULLY EXAMINED THE SAME, AND DECLARE THE SAME TO BE A COMPLETE AND CORRECT STATEMENT OF BUSINESS AND AFFAIRS OF SAID UTILITY FOR THE PERIOD COVERED BY THIS REPORT IN RESPECT TO EACH AND EVERY MATTER AND THING SET FORTH, TO THE BEST OF MY KNOWLEDGE, INFORMATION AND BELIEF.

Sworn Statement: I HEREBY ATTEST THAT ALL PROPERTY TAXES FOR SAID COMPANY ARE CURRENT AND PAID IN FULL.

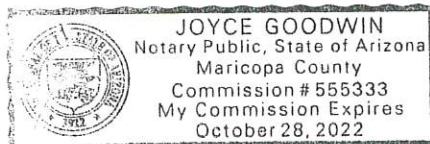
I HEREBY ATTEST THAT ALL SALES TAXES FOR SAID COMPANY ARE CURRENT AND PAID IN FULL.

Joanne Ellsworth
signature of owner/official
480-999-5247
telephone no.

SUBSCRIBED AND SWORN TO BEFORE ME A NOTARY PUBLIC
IN AND FOR THE COUNTY

THIS 15th DAY OF MARICOPA
(county name)
April, 2021
(month) and (year)

MY COMMISSION EXPIRES October 28, 2022
(date)



[Signature]
(signature of notary public)

Verification and Sworn Statement

Verification:

State of Arizona I, the undersigned of the
(state name)

County of (county name):

Maricopa

Name (owner or official) title:

Joanne Ellsworth

Company name:

Lyn Lee Water Company

DO SAY THAT THIS ANNUAL UTILITY PROPERTY TAX AND SALES TAX REPORT TO THE ARIZONA CORPORATION COMMISSION.

FOR THE YEAR ENDING: 12/31/20

HAS BEEN PREPARED UNDER MY DIRECTION, FROM THE ORIGINAL BOOKS, PAPERS AND RECORDS OF SAID UTILITY; THAT I HAVE CAREFULLY EXAMINED THE SAME, AND DECLARE THE SAME TO BE A COMPLETE AND CORRECT STATEMENT OF BUSINESS AND AFFAIRS OF SAID UTILITY FOR THE PERIOD COVERED BY THIS REPORT IN RESPECT TO EACH AND EVERY MATTER AND THING SET FORTH, TO THE BEST OF MY KNOWLEDGE, INFORMATION AND BELIEF.

Sworn Statement: IN ACCORDANCE WITH THE REQUIREMENTS OF TITLE 40, ARTICLE 8, SECTION 40-401, ARIZONA REVISED STATUTES, IT IS HEREIN REPORTED THAT THE GROSS OPERATING REVENUE OF SAID UTILITY DERIVED FROM ARIZONA INTRASTATE UTILITY OPERATIONS DURING THE CALENDAR YEAR WAS:

Arizona Intrastate Gross Operating Revenues Only (\$)

\$20,322

(The amount in the box above includes

\$1,421

in sales taxes
billed or collected)

Joanne Ellsworth
signature of owner/official

480-999-5247

telephone no.

SUBSCRIBED AND SWORN TO BEFORE ME A NOTARY PUBLIC
IN AND FOR THE COUNTY

MARICOPA

(county name)

THIS

15th

DAY OF

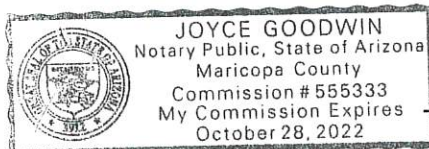
April, 2021

(month) and (year)

MY COMMISSION EXPIRES

October 28, 2022

(date)



(signature of notary public)

Verification and Sworn Statement (Residential Revenue)

Verification:

State of Arizona I, the undersigned of the
(state name)

County of (county name): Maricopa
Name (owner or official) title: Joanne Ellsworth
Company name: Lyn Lee Water Company

DO SAY THAT THIS ANNUAL UTILITY PROPERTY TAX AND SALES TAX REPORT TO THE ARIZONA CORPORATION COMMISSION.

FOR THE YEAR ENDING: 12/31/20

HAS BEEN PREPARED UNDER MY DIRECTION, FROM THE ORIGINAL BOOKS, PAPERS AND RECORDS OF SAID UTILITY; THAT I HAVE CAREFULLY EXAMINED THE SAME, AND DECLARE THE SAME TO BE A COMPLETE AND CORRECT STATEMENT OF BUSINESS AND AFFAIRS OF SAID UTILITY FOR THE PERIOD COVERED BY THIS REPORT IN RESPECT TO EACH AND EVERY MATTER AND THING SET FORTH, TO THE BEST OF MY KNOWLEDGE, INFORMATION AND BELIEF.

Sworn Statement: IN ACCORDANCE WITH THE REQUIREMENTS OF TITLE 40, ARTICLE 8, SECTION 40-401, ARIZONA REVISED STATUTES, IT IS HEREIN REPORTED THAT THE GROSS OPERATING REVENUE OF SAID UTILITY DERIVED FROM ARIZONA INTRASTATE UTILITY OPERATIONS RECEIVED FROM RESIDENTIAL CUSTOMERS DURING THE CALENDAR YEAR WAS:

Arizona Intrastate Gross Operating Revenues Only (\$)

\$20,322

(The amount in the box above includes

\$1,421 in sales taxes

billed or collected)

Joanne Ellsworth
signature of owner/official

480-999-5247

telephone no.

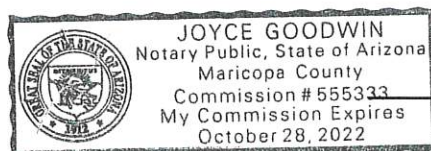
SUBSCRIBED AND SWORN TO BEFORE ME A NOTARY PUBLIC
IN AND FOR THE COUNTY

MARICOPA

(county name)

THIS 15th DAY OF April, 2021
(month) and (year)

MY COMMISSION EXPIRES October 28, 2022
(date)



[Signature]
(signature of notary public)

Lyn Lee Water Company
Annual Report
Gross-up Sharing Method for Income Tax Statement of Certification
12/31/20

Gross-up Sharing Method for Income Tax Statement of Certification

Verification:

State of Arizona I, the undersigned of the
(state name)

County of (county name): Maricopa
Name (owner or official) title: Joanne Ellsworth
Company name: Lyn Lee Water Company

FOR THE YEAR ENDING: 12/31/20

Sworn Statement:

IN ACCORDANCE WITH THE REQUIREMENTS OF DECISION NO. 77084, BECAUSE THE UTILITY REQUIRES THE GROSS UP OF ADVANCES AND CONTRIBUTIONS, I HEREBY STATE THAT THE UTILITY HAS INCURRED OR IS EXPECTED TO INCUR A NET INCREASE IN CURRENT INCOME TAX EXPENSE OR A DECREASE IN DEFERRED TAX ASSET FOR A CARRY FORWARD ACCORDING TO GAAP IN AN AMOUNT EQUAL TO OR GREATER THAN THE AMOUNT OF THE REQUIRED GROSS UP PAID BY DEVELOPERS IN THE PERIOD COVERED BY THIS ANNUAL REPORT.

Joanne Ellsworth
signature of owner/official

480-999-5247

telephone no.

SUBSCRIBED AND SWORN TO BEFORE ME A NOTARY PUBLIC
IN AND FOR THE COUNTY

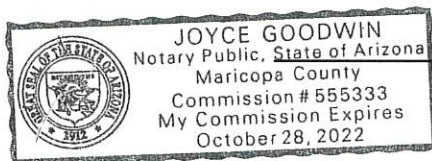
MARICOPA

(county name)

THIS 15th DAY OF April, 2021
(month) and (year)

MY COMMISSION EXPIRES

October 28, 2022
(date)



(signature of notary public)