

**ANNUAL REPORT**

Of

Company Name: 

Global Water - Mirabell Water Company, Inc.
---

  
c/o Global Water Resources, Inc.  
Mailing Address: 21410 N. 19th Ave., Ste. 220  
Phoenix AZ  
85027  
Docket No.: W-02368A  
For the Year Ended: 

12/31/22
----------

**WATER UTILITY**

To

Arizona Corporation Commission

**Due on April 15th**

Email: Util-Compliance@azcc.gov, mail or deliver the completed Annual Report to:  
Arizona Corporation Commission  
Compliance Section - Utilities Division  
1200 West Washington Street  
Phoenix, Arizona 85007

Application Type: 

Original Filing
-----------------

  
Application Date: 

4/13/2023
-----------

ARIZONA CORPORATION COMMISSION  
WATER UTILITY ANNUAL REPORT  
Global Water - Mirabell Water Company, Inc.  
A Class 

E
---

 Utility

For the Calendar Year Ended: 12/31/22

Primary Address: 

21410 N. 19th Avenue, Suite 220			
City:	Phoenix	State:	Arizona
Zip Code:	85027		

Telephone Number: 

480-360-7775
--------------

Date of Original Organization of Utility: 

12/10/1981
------------

Person to whom correspondence should be addressed concerning this report:

Name: 

Christopher D. Krygier
------------------------

  
Telephone No. : 

623-377-2603
--------------

  
Address: 

21410 N. 19th Avenue, Suite 220			
City:	Phoenix	State:	Arizona
Zip Code:	85027		

  
Email: 

<a href="mailto:acc.inquiries@gwresources.com">acc.inquiries@gwresources.com</a>
--

Regulatory Contact
--------------------

Name: 

Christopher D. Krygier
------------------------

  
Telephone No. : 

623-377-2603
--------------

  
Address: 

21410 N. 19th Avenue, Suite 220			
City:	Phoenix	State:	Arizona
Zip Code:	85027		

  
Email: 

<a href="mailto:acc.inquiries@gwresources.com">acc.inquiries@gwresources.com</a>
--

On-Site Manager
-----------------

Name: 

Jon Corwin
------------

  
Telephone No. : 

520-265-1947
--------------

  
Address: 

21410 N. 19th Avenue, Suite 220			
City:	Phoenix	State:	Arizona
Zip Code:	85027		

  
Email: 

<a href="mailto:acc.inquiries@gwresources.com">acc.inquiries@gwresources.com</a>
--

Attorney
----------

Name: 

Tim Sabo
----------

  
Telephone No. : 

480-999-5215
--------------

  
Address: 

21410 N. 19th Avenue, Suite 220			
City:	Phoenix	State:	Arizona
Zip Code:	85027		

  
Email: 

<a href="mailto:acc.inquiries@gwresources.com">acc.inquiries@gwresources.com</a>
--

Statutory Agent
-----------------

Name: 

Mike Liebman
--------------

  
Telephone No. : 

480-999-5104
--------------

  
Address: 

21410 N. 19th Avenue, Suite 220			
City:	Phoenix	State:	Arizona
Zip Code:	85027		

  
Email: 

<a href="mailto:acc.inquiries@gwresources.com">acc.inquiries@gwresources.com</a>
--

Ownership: 

"C" Corporation
-----------------

Counties Served: 

Pima
------

ARIZONA CORPORATION COMMISSION  
WATER UTILITY ANNUAL REPORT  
Global Water - Mirabell Water Company, Inc.

<b>Important changes during the year</b>
--

No	For those companies not subject to the affiliated interest rules, has there been a change in ownership or direct control during the year?
	If yes, please provide specific details in the box below.
	No change in ownership or direct control.

No	Has the company been notified by any other regulatory authorities during the year, that they are out of compliance?
	If yes, please provide specific details in the box below.
	No notification by any other regulatory authorities during the year that the company is out of compliance.

Utility Plant in Service (Water)							
Account No.	Description	Beginning Year Original Cost	Current Year Additions	Current Year Retirements	Adjusted Original Cost	Accumulated Depreciation	OCLD (OC less AD)
301	Organization	\$0	\$0	\$0	\$0	\$0	\$0
302	Franchises	0	0	0	0	0	0
303	Land and Land Rights	1,825	0	0	1,825	0	1,825
304	Structures and Improvements	2,306	0	0	2,306	2,306	0
305	Collecting & Improving Reservoirs	0	0	0	0	0	0
306	Lake, River, Canal Intakes	0	0	0	0	0	0
307	Wells and Springs	33,859	0	0	33,859	22,716	11,143
308	Infiltration Galleries	0	0	0	0	0	0
309	Supply Mains	0	0	0	0	0	0
310	Power Generation Equipment	0	0	0	0	0	0
311	Pumping Equipment	64,701	0	0	64,701	40,581	24,120
320	Water Treatment Equipment	0	0	0	0	0	0
320.1	Water Treatment Plants	0	0	0	0	0	0
320.2	Solution Chemical Feeders	0	0	0	0	0	0
320.3	Point-of-Use Treatment Devices	0	0	0	0	0	0
330	Distribution Reservoirs and Standpipes	0	0	0	0	0	0
330.1	Storage Tanks	34,677	0	0	34,677	34,677	0
330.2	Pressure Tanks	2,617	0	0	2,617	462	2,155
331	Transmission and Distribution Mains	64,197	14,229	0	78,426	63,630	14,796
333	Services	17,340	0	0	17,340	15,991	1,349
334	Meters and Meter Installations	28,359	2,701	6,232	24,828	2,879	21,949
335	Hydrants	0	0	0	0	0	0
336	Backflow Prevention Devices	0	0	0	0	0	0
339	Other Plant and Misc. Equipment	14	1,694	0	1,708	58	1,650
340	Office Furniture and Equipment	72	166	0	238	33	205
340.1	Computer & Software	984	341	0	1,325	665	660
341	Transportation Equipment	0	0	0	0	0	0
342	Stores Equipment	0	0	0	0	0	0
343	Tools, Shop and Garage Equipment	0	0	0	0	0	0
344	Laboratory Equipment	0	0	0	0	0	0
345	Power Operated Equipment	0	0	0	0	0	0
346	Communication Equipment	0	0	0	0	0	0
347	Miscellaneous Equipment	0	0	0	0	0	0
348	Other Tangible Plant	0	1,054	0	1,054	53	1,001
	<b>Totals</b>	<b>\$250,951</b>	<b>\$20,185</b>	<b>\$6,232</b>	<b>\$264,904</b>	<b>\$184,051</b>	<b>\$80,853</b>

Depreciation Expense for the Current Year (Water)									
Account No.	Description	Beginning Year Original Cost	Current Year Additions	Current Year Retirements	Adjusted Original Cost	Fully Depreciated/Non-depreciable Plant	Depreciable Plant	Depreciation Percentages	Depreciation Expense
301	Organization	\$0	\$0	\$0	\$0	\$0	\$0	0.00%	\$0
302	Franchises	0	0	0	0	0	0	0.00%	0
303	Land and Land Rights	1,825	0	0	1,825	1,825	0	0.00%	0
304	Structures and Improvements	2,306	0	0	2,306	2,306	0	0.00%	0
305	Collecting & Improving Reservoirs	0	0	0	0	0	0	0.00%	0
306	Lake, River, Canal Intakes	0	0	0	0	0	0	0.00%	0
307	Wells and Springs	33,859	0	0	33,859	20,065	13,794	3.33%	459
308	Infiltration Galleries	0	0	0	0	0	0	0.00%	0
309	Supply Mains	0	0	0	0	0	0	0.00%	0
310	Power Generation Equipment	0	0	0	0	0	0	0.00%	0
311	Pumping Equipment	64,701	0	0	64,701	0	64,701	12.50%	6,506
320	Water Treatment Equipment	0	0	0	0	0	0	0.00%	0
320.1	Water Treatment Plants	0	0	0	0	0	0	0.00%	0
320.2	Solution Chemical Feeders	0	0	0	0	0	0	0.00%	0
320.3	Point-of-Use Treatment Devices	0	0	0	0	0	0	0.00%	0
330	Distribution Reservoirs and Standpipes	0	0	0	0	0	0	0.00%	0
330.1	Storage Tanks	34,677	0	0	34,677	34,677	0	0.00%	0
330.2	Pressure Tanks	2,617	0	0	2,617	0	2,617	5.00%	131
331	Transmission and Distribution Mains	64,197	14,229	0	78,426	63,381	15,045	2.00%	159
333	Services	17,340	0	0	17,340	15,798	1,542	3.33%	51
334	Meters and Meter Installations	28,359	2,701	6,232	24,828	4,899	19,929	8.33%	2,011
335	Hydrants	0	0	0	0	0	0	0.00%	0
336	Backflow Prevention Devices	0	0	0	0	0	0	0.00%	0
339	Other Plant and Misc. Equipment	14	1,694	0	1,708	0	1,708	6.67%	57
340	Office Furniture and Equipment	72	166	0	238	0	238	6.67%	20
340.1	Computer & Software	984	341	0	1,325	0	1,325	20.00%	413
341	Transportation Equipment	0	0	0	0	0	0	0.00%	0
342	Stores Equipment	0	0	0	0	0	0	0.00%	0
343	Tools, Shop and Garage Equipment	0	0	0	0	0	0	0.00%	0
344	Laboratory Equipment	0	0	0	0	0	0	0.00%	0
345	Power Operated Equipment	0	0	0	0	0	0	0.00%	0
346	Communication Equipment	0	0	0	0	0	0	0.00%	0
347	Miscellaneous Equipment	0	0	0	0	0	0	0.00%	0
348	Other Tangible Plant	0	1,054	0	1,054	0	1,054	10.00%	53
	<b>Subtotal</b>	\$250,951	\$20,185	\$6,232	\$264,904	\$142,951	\$121,953		\$9,859

Contribution(s) in Aid of Construction (Gross)	\$0
Less: Non Amortizable Contribution(s)	0
Fully Amortized Contribution(s)	0
Amortizable Contribution(s)	<b>\$0</b>
Times: Proposed Amortization Rate	8.08%
<b>Amortization of CIAC</b>	\$0

Less: Amortization of CIAC **\$0**

**DEPRECIATION EXPENSE** **\$9,859**

Global Water - Mirabell Water Company, Inc.  
Annual Report  
Balance Sheet Assets  
12/31/22

Balance Sheet Assets				
	Assets		Balance at Beginning of Year (2022)	Balance at End of Year (2022)
Account No.	<b>Current and Accrued Assets</b>			
131	Cash		\$0	\$0
132	Special Deposits		0	0
133	Other Special Deposits		0	0
134	Working Funds		0	0
135	Temporary Cash Investments		0	0
141	Customer Accounts Receivable		5,993	6,801
142	Other Accounts Receivable		0	0
143	Accumulated Provision for Uncollectable Accounts		(366)	(2,150)
146	Notes Receivable from Associated Companies		0	0
151	Plant Material and Supplies		0	0
162	Prepayments		0	0
173	Accrued Utility Revenue		2,115	3,626
174	Miscellaneous Current and Accrued Assets		0	0
	<b>Total Current and Accrued Assets</b>		<b>\$7,742</b>	<b>\$8,277</b>
	<b>Deferred Debits</b>			
186.1	Deferred Rate Case Expense		\$0	\$0
190	Accumulated Deferred Income Taxes		0	7,053
	<b>Total Deferred Debits</b>		<b>\$0</b>	<b>\$7,053</b>
Account No.	<b>Fixed Assets</b>			
101	Utility Plant in Service*		\$250,951	\$264,904
103	Property Held for Future Use		0	0
105	Construction Work in Progress		203	8,903
108	Accumulated Depreciation (enter as negative)*		(179,661)	(184,051)
121	Non-Utility Property		0	0
122	Accumulated Depreciation - Non Utility		0	0
	<b>Total Fixed Assets</b>		<b>\$71,493</b>	<b>\$89,756</b>
	<b>Other Fixed Assets</b>			
114	Utility Plant Acquisition Adjustments		28,067	28,067
	<b>Total Other Fixed Assets</b>		<b>\$28,067</b>	<b>\$28,067</b>
	<b>Total Assets</b>		<b>\$107,301</b>	<b>\$133,152</b>

\*Note these items feed automatically from AR3 UPIS Page 4

Global Water - Mirabell Water Company, Inc.  
Annual Report  
Balance Sheet Liabilities and Owners Equity

Balance Sheet Liabilities and Owners Equity				
	Liabilities		Balance at Beginning of Year (2022)	Balance at End of Year (2022)
Account No.	<b>Current Liabilities</b>			
231	Accounts Payable		\$26	\$4,278
232	Notes Payable (Current Portion)		0	0
234	Notes Payable to Associated Companies		0	0
235	Customer Deposits		3,119	1,959
236	Accrued Taxes, Income Taxes		1,058	953
237	Accrued Interest		837	522
241	Miscellaneous Current and Accrued Liabilities		(44,379)	4,155
242	Miscellaneous Current and Accrued Liabilities		0	0
	<b>Total Current Liabilities</b>		<b>(\$39,340)</b>	<b>\$11,868</b>
	<b>Long Term Debt</b>			
224	Long Term Debt (Notes and Bonds)		0	0
	<b>Deferred Credits</b>			
251	Unamortized Premium on Debt		0	0
252	Advances in Aid of Construction		11,275	11,180
253	Other Deferred Credits		0	0
255	Accumulated Deferred Investment Tax Credits		0	0
271	Contributions in Aid of Construction		0	0
272	Less: Amortization of Contributions		0	0
281	Accumulated Deferred Income Tax		41,822	0
	<b>Total Deferred Credits</b>		<b>\$53,097</b>	<b>\$11,180</b>
	<b>Total Liabilities</b>		<b>\$13,757</b>	<b>\$23,047</b>
	<b>Capital Accounts</b>			
201	Common Stock Issued		0	0
211	Other Paid-In Capital		113,877	127,256
215	Retained Earnings		(20,333)	(17,151)
218	Proprietary Capital (Sole Props and Partnerships)		0	0
	<b>Total Capital</b>		<b>\$93,544</b>	<b>\$110,104</b>
	<b>Total Liabilities and Capital</b>		<b>\$107,301</b>	<b>\$133,152</b>

**Note: Total liabilities and Capital must match total assets for the beginning and end of the year!**

Global Water - Mirabell Water Company, Inc.  
Annual Report  
Water Comparative Income Statement  
12/31/22

Water Comparative Income Statement			
Account No.	Calendar Year	Current Year 01/01/2022 - 12/31/2022	Last Year 01/01/2021 - 12/31/2021
	<b>Operating Revenue</b>		
461	Metered Water Revenue	\$53,585	\$50,123
460	Unmetered Water Revenue	0	0
462	Fire Protection Revenue	0	0
469	Guaranteed Revenues (Surcharges)	0	0
471	Miscellaneous Service Revenues	0	0
474	Other Water Revenue	773	164
	<b>Total Revenues</b>	<b>\$54,358</b>	<b>\$50,287</b>
	<b>Operating Expenses</b>		
601	Salaries and Wages	\$9,907	\$10,719
604	Employee Pensions and Benefits	1,226	1,811
610	Purchased Water	0	0
615	Purchased Power	7,286	9,746
616	Fuel for Power Production	0	0
618	Chemicals	935	0
620	Materials and Supplies	583	27
620.1	Repairs and Maintenance	3,469	670
620.2	Office Supplies and Expense	972	686
630	Contractual Services	0	0
631	Contractual Services - Engineering	0	0
632	Contractual Services - Accounting	861	2,452
633	Contractual Services - Legal	218	514
634	Contractual Services - Management Fees	0	0
635	Contractual Services - Water Testing	482	775
636	Contractual Services - Other	2,460	25,013
640	Rents	0	0
641	Rental of Building/Real Property	369	254
642	Rental of Equipment	20	5
650	Transportation Expenses	237	114
656	Insurance - Vehicles	0	0
657	Insurance - General Liability	779	790
658	Insurance - Worker's Comp	114	128
657.1	Insurance - Health and Life	0	0
660	Advertising	16	23
665	Regulatory Commission Expense - Rate	0	0
667	Regulatory Commission Expense - Other	465	138
670	Bad Debt Expense	1,784	2,225
675	Miscellaneous Expense	4,419	4,535
403	Depreciation Expense (From Schedule AR4)	9,859	15,122
408	Taxes Other Than Income	265	279
408.11	Property Taxes	2,753	3,159
408.12	Payroll Taxes	547	593
409	Income Taxes	348	(7,455)
427.1	Customer Security Deposit Interest	136	200
	<b>Total Operating Expenses</b>	<b>\$50,512</b>	<b>\$72,525</b>
	<b>Operating Income / (Loss)</b>	<b>\$3,846</b>	<b>(\$22,238)</b>
	<b>Other Income / (Expense)</b>		
414	Gain/Loss on Dispositions	(\$763)	\$0
419	Interest and Dividend Income	0	0
421	Non-Utility Income	0	0
426	Miscellaneous Non-Utility (Expense)	(1)	(1)
427	Interest (Expense)	99	(83)
	<b>Total Other Income / (Expense)</b>	<b>(\$664)</b>	<b>(\$85)</b>
	<b>Net Income / (Loss)</b>	<b>\$3,182</b>	<b>(\$22,323)</b>



**Full time equivalent employees**

	Direct Company	Allocated	Outside service	Total
President	0.0	0.0	0.0	0.0
Vice-president	0.0	0.0	0.0	0.0
Manager	0.0	0.0	0.0	0.0
Engineering Staff	0.0	0.0	0.0	0.0
System Operator(s)	0.0	0.1	0.0	0.1
Meter reader	0.0	0.0	0.0	0.0
Customer Service	0.0	0.0	0.0	0.0
Accounting	0.0	0.0	0.0	0.0
Business Office	0.0	0.0	0.0	0.0
Rates Department	0.0	0.0	0.0	0.0
Administrative Staff	0.0	0.0	0.0	0.0
Other	0.0	0.0	0.0	0.0
<b>Total</b>	0.0	0.2	0.0	0.2

Global Water - Mirabell Water Company, Inc.  
Annual Report  
Supplemental Financial Data (Long-Term Debt)  
12/31/22

Supplemental Financial Data (Long-Term Debt)				
	Loan #1	Loan #2	Loan #3	Loan #4
Date Issued	N/A	N/A	N/A	N/A
Source of Loan	N/A	N/A	N/A	N/A
ACC Decision No.	N/A	N/A	N/A	N/A
Reason for Loan	N/A	N/A	N/A	N/A
Dollar Amt. Issued	N/A	N/A	N/A	N/A
Amount Outstanding	N/A	N/A	N/A	N/A
Date of Maturity	N/A	N/A	N/A	N/A
Interest Rate	N/A	N/A	N/A	N/A
Current Year Interest	N/A	N/A	N/A	N/A
Current Year Principal	N/A	N/A	N/A	N/A

Meter Deposit Balance at Test Year End:	\$0
---	-----

Meter Deposits Refunded During the Test Year:	\$0
---	-----

***List all bonds, notes, loans, and other types of indebtedness in which the proceeds were used in the provision of public utility service. Indebtedness incurred for personal uses by the owner of the utility should not be listed. Input 0 or none if there is nothing to report for that cell.***

## Well and Water Usage

[illegible]

Name of system water delivered to:	NA	
ADWR PCC Number:		#N/A
Source of water delivered to another system	NA	

Name of system water received from:	NA	
ADWR PCC Number:		#N/A
Source of water received	NA	
Well registry 55# (55-XXXXXX):	NA	

Month	Water withdrawn (gallons)1	Water sold (gallons)2	Water delivered (sold) to other systems (gallons)3	Water received (purchased) from other systems (gallons)4	Estimated authorized use (gallons)5	Purchased Power Expense <sup>6</sup>	Purchased Power (kWh)7
January	384,213.00	373,788.00	0.00	0.00	50.00	(\$949)	3,138
February	552,305.00	316,065.00	0.00	0.00	50.00	740	3,719
March	682,773.00	460,234.00	0.00	0.00	50.00	757	3,261
April	847,829.00	463,586.00	0.00	0.00	50.00	1,277	7,333
May	722,571.40	527,137.00	0.00	0.00	50.00	946	5,260
June	649,116.60	527,957.00	0.00	0.00	50.00	935	5,256
July	793,408.00	568,244.00	0.00	0.00	50.00	888	5,077
August	600,178.00	762,357.00	0.00	0.00	50.00	958	5,500
September	554,634.00	470,804.00	0.00	0.00	50.00	801	4,360
October	525,601.00	460,425.00	0.00	0.00	50.00	728	3,775
November	519,948.00	413,413.00	0.00	0.00	50.00	772	3,910
December	439,842.00	408,141.00	0.00	0.00	50.00	653	3,455
<b>Totals</b>	<b>7,272,419.00</b>	<b>5,752,151.00</b>	<b>0.00</b>	<b>0.00</b>	<b>600.00</b>	<b>\$8,504</b>	<b>54,044</b>

**If applicable, in the space below please provide a description for all un-metered water use along with amounts:**

Flushing prior to sampling = 600 gallons (or 50 gallons/month)

- |   |
|---|
| 1 Water withdrawn - Total gallons of water withdrawn from pumped sources.   |
| 2 Water sold - Total gallons from customer meters, and other sales such as construction water.  |
| 3 Water delivered (sold) to other systems - Total gallons of water delivered to other systems.  |
| 4 Water received (purchased) from other systems - Total gallons of water purchased/received from other systems.   |
| 5 Estimated authorized use - Total estimated gallons from authorized metered or unmetered use. Authorized uses such as flushing (mains, services and hydrants) draining/cleaning tanks, process, construction, fire fighting, etc. Non-authorized use (real losses) are service line breaks and leaks, water main breaks, meter inaccuracies and theft. |
| 6 Enter the total purchased power costs for the power meters associated with this system.   |
| 7 Enter the total purchased kWh used by the power meters associated with this system.   |

Water Utility Plant Description		
Name of the System:	GLOBAL WATER - MIRABELL WATER COMPANY INC.	
ADEQ Public Water System Number:	AZ0410178	
ADWR PCC Number:	91-000468.0000	

MAINS		
Sizes (inches)	Material	Length (feet)
2.00	PVC	3,700
3.00	PVC	2,690
6.00	PVC	630
8.00	PVC	5,900
NA	NA	0
NA	NA	0
NA	NA	0
NA	NA	0
NA	NA	0
NA	NA	0
NA	NA	0
NA	NA	0
NA	NA	0
NA	NA	0

SERVICE LINES		
Material	Percent of system	Year installed
Unknown	100%	NA
NA	0%	0
NA	0%	0
NA	0%	0
NA	0%	0

BOOSTER PUMPS		
Horsepower	GPM	Quantity
5	100	4
0	0	0
0	0	0
0	0	0

STORAGE TANKS			
Capacity (gallons)	Material	Quantity	Year installed
10,000	Steel	2	1985
0	0	0	0
0	0	0	0
0	0	0	0
0	0	0	0
0	0	0	0

CUSTOMER METERS			
Size (inches)	Quantity	Percent over 1,00,000 gallons	Percent over 10 years old
5/8 X 3/4	46	13%	0%
3/4	3	67%	0%
1	17	23%	0%
NA	0	0%	0%
NA	0	0%	0%
NA	0	0%	0%
NA	0	0%	0%
NA	0	0%	0%
NA	0	0%	0%
NA	0	0%	0%
NA	0	0%	0%
NA	0	0%	0%
NA	0	0%	0%
NA	0	0%	0%
NA	0	0%	0%
NA	0	0%	0%

FIRE HYDRANTS	
Type	Quantity
Standard *	0
Other	0

PRESSURE/BLADDER TANKS			
Capacity (gallons)	Material	Quantity	Year installed
95	Steel	3	2019
500	Plastic	2	2019
2,000	Steel	1	1985
0	0	0	0
0	0	0	0
0	0	0	0

\* A standard fire hydrant has two 2.5 inch hose connection nozzles with 7.5 threads per inch, and one 4.5 inch pumper connection nozzle with 4 threads per inch.

<b>Water Utility Plant Description (Continued)</b>
--

For the following three items, list the utility owned assets in each category for each system.

<b>TREATMENT EQUIPMENT:</b>	Chlorinator
<b>STRUCTURES:</b>	Chain Link Fencing
<b>OTHER:</b>	NA

**Provide a calculation used to determine the value of one water equivalent residential connection (ERC).**

Use one of the following methods:

- (a) If actual flow data are available from the preceding 12 months, divide the total annual single family residence (SFR) gallons sold by the average number of single family residence customers for the same period and divide the result by 365
- (b) If no historical flow data are available, use:  

$$ERC = ( \text{Total SFR gallons sold (Omit 000)} / 365 \text{ days} / 350 \text{ gallons per day} )$$

ERC	263
Method used:	(a)

Customer and Other Information	
Name of the System:	GLOBAL WATER - MIRABELL WATER COMPANY INC.
ADEQ Public Water System Number:	AZ0410178
ADWR PCC Number:	91-000468.0000

Month	Number of Customers				
	Single-Family	Multi-Family	Commercial	Turf/Irrigation	Other Non-Residential
January	66	0	0	0	0
February	66	0	0	0	0
March	66	0	0	0	0
April	66	0	0	0	0
May	66	0	0	0	0
June	66	0	0	0	0
July	66	0	0	0	0
August	66	0	0	0	0
September	66	0	0	0	0
October	66	0	0	0	0
November	66	0	0	0	0
December	66	0	0	0	0

If the system has fire hydrants, what is the fire flow requirements?  GPM for  hrs.

Does the system have chlorination treatment?

Does the Company have an ADWR Gallons Per Capita Per Day (GPCPD) requirement?

If yes, provide the GPCPD amount:

Is the Water Utility located in an ADWR Active Management Area (AMA)?   
If yes, which AMA?

What is the present system connection capacity (in ERCs \*) using existing lines?

What is the future system connection capacity (in ERCs \*) upon service area buildout?

Describe any plans and estimated completion dates for any enlargements or improvements of this system.

No Future enlargements or improvements are scheduled for this system.

\* an ERC is based on the calculation on the bottom of AR9 page 12.

Global Water - Mirabell Water Company, Inc.  
Annual Report  
Utility Shutoffs / Disconnects  
12/31/22

Utility Shutoffs / Disconnects	
Name of the System:	GLOBAL WATER - MIRABELL WATER COMPANY INC.
ADEQ Public Water System Number:	AZ0410178
ADWR PCC Number:	91-000468.0000

Month	Termination without Notice R14-2-410.B	Termination with Notice R14-2- 410.C	Other
January	0	0	0
February	0	0	0
March	0	0	0
April	0	0	0
May	0	0	0
June	0	0	0
July	0	0	0
August	0	0	0
September	0	0	0
October	0	0	0
November	0	0	0
December	0	0	0
<b>Total</b>	<b>0</b>	<b>0</b>	<b>0</b>

**Other (description):**

NA

**Instructions:** Fill out the Grey Cells with the relevant information. Input 0 or none if there is nothing recorded in that account or there is no applicable information to report.

Property Taxes	
----------------	--

Amount of actual property taxes paid during Calendar Year 2022 was
--

\$2,956
---------

If no property taxes paid, explain why.
---

None
------

<b>Instructions:</b> Fill out the Grey Cells with the relevant information. Input 0 or none if there is nothing recorded in that account or there is no applicable information to report.
---



Verification and Sworn Statement (Taxes)

Verification: State of Arizona I, the undersigned of the  
(state name)

County of (county name): Maricopa  
Name (owner or official) title: Christopher D. Krygier  
Company name: Global Water - Mirabell Water Company, Inc.


DO SAY THAT THIS ANNUAL UTILITY PROPERTY TAX AND SALES TAX REPORT TO THE ARIZONA CORPORATION COMMISSION.

FOR THE YEAR ENDING: 12/31/22

HAS BEEN PREPARED UNDER MY DIRECTION, FROM THE ORIGINAL BOOKS, PAPERS AND RECORDS OF SAID UTILITY; THAT I HAVE CAREFULLY EXAMINED THE SAME, AND DECLARE THE SAME TO BE A COMPLETE AND CORRECT STATEMENT OF BUSINESS AND AFFAIRS OF SAID UTILITY FOR THE PERIOD COVERED BY THIS REPORT IN RESPECT TO EACH AND EVERY MATTER AND THING SET FORTH, TO THE BEST OF MY KNOWLEDGE, INFORMATION AND BELIEF.

Sworn Statement: I HEREBY ATTEST THAT ALL PROPERTY TAXES FOR SAID COMPANY ARE CURRENT AND PAID IN FULL.

I HEREBY ATTEST THAT ALL SALES TAXES FOR SAID COMPANY ARE CURRENT AND PAID IN FULL.



signature of owner/official

623-377-2603

telephone no.

SUBSCRIBED AND SWORN TO BEFORE ME A NOTARY PUBLIC  
IN AND FOR THE COUNTY

THIS

11th


DAY OF

Maricopa  
(county name)

April 2023  
(month) and (year)

MY COMMISSION EXPIRES

7.1.2024  
(date)





(signature of notary public)

Verification and Sworn Statement

Verification:

State of Arizona I, the undersigned of the  
(state name)

County of (county name): Maricopa

Name (owner or official) title: Christopher D. Krygier

Company name: Global Water - Mirabell Water Company, Inc.

DO SAY THAT THIS ANNUAL UTILITY PROPERTY TAX AND SALES TAX REPORT TO THE ARIZONA CORPORATION COMMISSION.

FOR THE YEAR ENDING: 12/31/22

HAS BEEN PREPARED UNDER MY DIRECTION, FROM THE ORIGINAL BOOKS, PAPERS AND RECORDS OF SAID UTILITY; THAT I HAVE CAREFULLY EXAMINED THE SAME, AND DECLARE THE SAME TO BE A COMPLETE AND CORRECT STATEMENT OF BUSINESS AND AFFAIRS OF SAID UTILITY FOR THE PERIOD COVERED BY THIS REPORT IN RESPECT TO EACH AND EVERY MATTER AND THING SET FORTH, TO THE BEST OF MY KNOWLEDGE, INFORMATION AND BELIEF.

Sworn Statement: IN ACCORDANCE WITH THE REQUIREMENTS OF TITLE 40, ARTICLE 8, SECTION 40-401, ARIZONA REVISED STATUTES, IT IS HEREIN REPORTED THAT THE GROSS OPERATING REVENUE OF SAID UTILITY DERIVED FROM ARIZONA INTRASTATE UTILITY OPERATIONS DURING THE CALENDAR YEAR WAS:

Arizona Intrastate Gross Operating Revenues Only (\$)

\$57,528

(The amount in the box above includes

\$3,169


in sales taxes  
billed or collected)

*Christopher D. Krygier*

signature of owner/official

623-377-2603

telephone no.



SUBSCRIBED AND SWORN TO BEFORE ME A NOTARY PUBLIC  
IN AND FOR THE COUNTY

THIS

11th

DAY OF

Maricopa  
(county name)

April 2023  
(month) and (year)

MY COMMISSION EXPIRES

7-1-2024  
(date)

*[Signature]*

(signature of notary public)

**Verification and Sworn Statement (Residential Revenue)**

**Verification:**

State of Arizona I, the undersigned of the  
(state name)

County of (county name): Maricopa  
Name (owner or official) title: Christopher D. Krygier  
Company name: Global Water - Mirabell Water Company, Inc.

DO SAY THAT THIS ANNUAL UTILITY PROPERTY TAX AND SALES TAX REPORT TO THE ARIZONA CORPORATION COMMISSION.

FOR THE YEAR ENDING: 12/31/22

HAS BEEN PREPARED UNDER MY DIRECTION, FROM THE ORIGINAL BOOKS, PAPERS AND RECORDS OF SAID UTILITY; THAT I HAVE CAREFULLY EXAMINED THE SAME, AND DECLARE THE SAME TO BE A COMPLETE AND CORRECT STATEMENT OF BUSINESS AND AFFAIRS OF SAID UTILITY FOR THE PERIOD COVERED BY THIS REPORT IN RESPECT TO EACH AND EVERY MATTER AND THING SET FORTH, TO THE BEST OF MY KNOWLEDGE, INFORMATION AND BELIEF.

**Sworn Statement:** IN ACCORDANCE WITH THE REQUIREMENTS OF TITLE 40, ARTICLE 8, SECTION 40-401, ARIZONA REVISED STATUTES, IT IS HEREIN REPORTED THAT THE GROSS OPERATING REVENUE OF SAID UTILITY DERIVED FROM ARIZONA INTRASTATE UTILITY OPERATIONS RECEIVED FROM RESIDENTIAL CUSTOMERS DURING THE CALENDAR YEAR WAS:

Arizona Intrastate Gross Operating Revenues Only (\$)

\$57,528

(The amount in the box above includes

\$3,169 in sales taxes  
billed or collected)

*Christopher D. Krygier*

signature of owner/official

623-377-2603

telephone no.

SUBSCRIBED AND SWORN TO BEFORE ME A NOTARY PUBLIC  
IN AND FOR THE COUNTY

Maricopa  
(county name)

THIS

14th

DAY OF


April 2023  
(month) and (year)

MY COMMISSION EXPIRES

(date)

*Heather Mahan*

(signature of notary public)





Gross-up Sharing Method for Income Tax Statement of Certification

Verification:

State of Arizona I, the undersigned of the  
(state name)

County of (county name): Maricopa  
Name (owner or official) title: Christopher D. Krygier  
Company name: Global Water - Mirabell Water Company, Inc.

FOR THE YEAR ENDING: 12/31/22

Sworn Statement:

IN ACCORDANCE WITH THE REQUIREMENTS OF DECISION NO. 77084, BECAUSE THE UTILITY REQUIRES THE GROSS UP OF ADVANCES AND CONTRIBUTIONS, I HEREBY STATE THAT THE UTILITY HAS NOT INCURRED NOR IS EXPECTED TO INCUR A NET INCREASE IN CURRENT INCOME TAX EXPENSE OR A DECREASE IN DEFERRED TAX ASSET FOR A CARRY FORWARD ACCORDING TO GAAP IN AN AMOUNT EQUAL TO OR GREATER THAN THE AMOUNT OF THE REQUIRED GROSS UP PAID BY DEVELOPERS IN THE PERIOD COVERED BY THIS ANNUAL REPORT.

Chris Krygier

signature of owner/official

623-377-2603

telephone no.

SUBSCRIBED AND SWORN TO BEFORE ME A NOTARY PUBLIC  
IN AND FOR THE COUNTY

Maricopa  
(county name)

THIS


14th

DAY OF

April 2023  
(month) and (year)

MY COMMISSION EXPIRES

7.1.2024  
(date)



Heather Mahan

(signature of notary public)