

ANNUAL REPORT

Of

Company Name: Mirabell Water Company, Inc.
PO Box 85160

Mailing Address: Tucson AZ
85754

Docket No.: W-02368A
For the Year Ended: 12/31/18

RECEIVED
APR 15 2019
ARIZONA CORP COMMISSION
UTILITIES DIVISION - DIRECTOR'S OFFICE

WATER UTILITY

To

Arizona Corporation Commission

Due on April 15th

Email: rdelafuente@azcc.gov, mail or deliver the completed Annual Report to:

Arizona Corporation Commission
Compliance Section - Utilities Division
1200 West Washington Street
Phoenix, Arizona 85007

Application Type: Original Filing
Application Date: 4/15/2019

4-23-19

ARIZONA CORPORATION COMMISSION
WATER UTILITY ANNUAL REPORT
Mirabell Water Company, Inc.
A Class ☐ Utility

1. For the Calendar Year Ended: 12/31/18

2. Address:

PO Box 85160			
City:	Tucson	State:	Arizona
Zip Code:	85754		

3. Telephone Number:

520-623-5172

4. Date of Original Organization of Utility:

12/10/1981

5. Person to whom correspondence should be addressed concerning this report:

Name:

Bonnie O'Connor

Telephone No. :

520-623-5172

Address:

PO Box 85160			
City:	Tucson	State:	Arizona
Zip Code:	85754		

Email:

info@southwesternutility.com

6. On-Site Manager:

Name:

Jason Long

Telephone No. :

520-431-7723

Address:

PO Box 85160			
City:	Tucson	State:	Arizona
Zip Code:	85754		

Email:

info@southwesternutility.com

7. Ownership:

"C" Corporation

8. Counties Served:

Pima

Utility Plant in Service (Water)							
Account No.	Description	Beginning Year Original Cost	Current Year Additions	Current Year Retirements	Adjusted Original Cost	Accumulated Depreciation	OCLD (OC less AD)
301	Organization	\$0			\$0		\$0
302	Franchises				0		0
303	Land and Land Rights				0		0
304	Structures and Improvements	2,306			2,306	2,306	0
305	Collecting & Improving Reservoirs				0		0
306	Lake, River, Canal Intakes				0		0
307	Wells and Springs	33,859			33,859	20,849	13,010
308	Infiltration Galleries				0		0
309	Supply Mains				0		0
310	Power Generation Equipment				0		0
311	Pumping Equipment	34,132	4,368	3,154	35,345	16,215	19,130
320	Water Treatment Equipment				0		0
320.1	Water Treatment Plants				0		0
320.2	Solution Chemical Feeders				0		0
320.3	Point-of-Use Treatment Devices				0		0
330	Distribution Reservoirs and Standpipes				0		0
330.1	Storage Tanks	34,677			34,677	34,677	0
330.2	Pressure Tanks				0		0
331	Transmission and Distribution Mains	64,197			64,197	63,422	775
333	Services	15,797	370		16,167	14,487	1,680
334	Meters and Meter Installations	5,544	689		6,233	4,745	1,488
335	Hydrants				0		0
336	Backflow Prevention Devices				0		0
339	Other Plant and Misc. Equipment				0		0
340	Office Furniture and Equipment				0		0
340.1	Computer & Software				0		0
341	Transportation Equipment				0		0
342	Stores Equipment				0		0
343	Tools, Shop and Garage Equipment				0		0
344	Laboratory Equipment				0		0
345	Power Operated Equipment				0		0
346	Communication Equipment				0		0
347	Miscellaneous Equipment				0		0
348	Other Tangible Plant				0		0
	Totals	\$190,512	\$5,427	\$3,154	\$192,784	\$156,701	\$36,083

Instructions: Fill out the Grey Cells with the relevant information. Input 0 or none if there is nothing recorded in that account or there is no applicable information to report.

Mirabell Water Company, Inc.
Annual Report
Depreciation Expense for the Current Year (Water)
12/31/18

Depreciation Expense for the Current Year (Water)								
Account No.	Description	Beginning Year Original Cost	Current Year Additions	Current Year Retirements	Adjusted Original Cost	Fully Depreciated/Non- depreciable Plant	Depreciation Percentages	Depreciation Expense
301	Organization	\$0	\$0	\$0	\$0		0.00%	\$0
302	Franchises	0	0	0	0		0.00%	0
303	Land and Land Rights	0	0	0	0		0.00%	0
304	Structures and Improvements	2,306	0	0	2,306	2,306	3.33%	0
305	Collecting & Improving Reservoirs	0	0	0	0			0
306	Lake, River, Canal Intakes	0	0	0	0			0
307	Wells and Springs	33,859	0	0	33,859	20,065	3.33%	459
308	Infiltration Galleries	0	0	0	0			0
309	Supply Mains	0	0	0	0			0
310	Power Generation Equipment	0	0	0	0			0
311	Pumping Equipment	34,132	4,368	3,154	35,345	6,959	12.50%	4,030
320	Water Treatment Equipment	0	0	0	0			0
320.1	Water Treatment Plants	0	0	0	0			0
320.2	Solution Chemical Feeders	0	0	0	0			0
320.3	Point-of-Use Treatment Devices	0	0	0	0			0
330	Distribution Reservoirs and Standpipes	0	0	0	0			0
330.1	Storage Tanks	34,677	0	0	34,677	34,677	2.22%	0
330.2	Pressure Tanks	0	0	0	0		5.00%	0
331	Transmission and Distribution Mains	64,197	0	0	64,197	63,381	2.00%	16
333	Services	15,797	370	0	16,167	14,308	3.33%	56
334	Meters and Meter Installations	5,544	689	0	6,233	4,451	8.33%	120
335	Hydrants	0	0	0	0		2.00%	0
336	Backflow Prevention Devices	0	0	0	0			0
339	Other Plant and Misc. Equipment	0	0	0	0			0
340	Office Furniture and Equipment	0	0	0	0		6.67%	0
340.1	Computer & Software	0	0	0	0		20.00%	0
341	Transportation Equipment	0	0	0	0		20.00%	0
342	Stores Equipment	0	0	0	0			0
343	Tools, Shop and Garage Equipment	0	0	0	0			0
344	Laboratory Equipment	0	0	0	0			0
345	Power Operated Equipment	0	0	0	0			0
346	Communication Equipment	0	0	0	0			0
347	Miscellaneous Equipment	0	0	0	0			0
348	Other Tangible Plant	0	0	0	0			0
	Subtotal	\$190,512	\$5,427	\$3,154	\$192,784	\$146,147		\$4,681

Contribution(s) in Aid of Construction (Gross)	\$0
Less: Non Amortizable Contribution(s)	0
Fully Amortized Contribution(s)	0
Amortizable Contribution(s)	\$0
Times: Proposed Amortization Rate	10.04%
Amortization of CIAC	\$0

Less: Amortization of CIAC

DEPRECIATION EXPENSE

Instructions: Fill out the Grey Cells with the relevant information. Input 0 or none if there is nothing recorded in that account or there is no applicable information to report.

Mirabell Water Company, Inc.
Annual Report
Balance Sheet Assets
12/31/18

Balance Sheet Assets				
	Assets		Balance at Beginning of Year (2018)	Balance at End of Year (2018)
Account No.	Current and Accrued Assets			
131	Cash		\$3,447	\$10,031
134	Working Funds			
135	Temporary Cash Investments			
141	Customer Accounts Receivable		7,024	5,592
146	Notes Receivable from Associated Companies			
151	Plant Material and Supplies			
162	Prepayments			
174	Miscellaneous Current and Accrued Assets			1,565
	Total Current and Accrued Assets		\$10,471	\$17,188
Account No.	Fixed Assets			
101	Utility Plant in Service*		\$190,512	\$192,784
103	Property Held for Future Use			
105	Construction Work in Progress			8,161
108	Accumulated Depreciation (enter as negative)*		(152,021)	(156,701)
121	Non-Utility Property			
122	Accumulated Depreciation - Non Utility			
	Total Fixed Assets		\$38,491	\$44,244
	Total Assets		\$48,962	\$61,432

Instructions: Fill out the Grey Cells with the relevant information. Input 0 or none if there is nothing recorded in that account or there is no applicable information to report.

*Note these items feed automatically from AR3 UPIS Page 3

Mirabell Water Company, Inc.
Annual Report
Balance Sheet Liabilities and Owners Equity

Balance Sheet Liabilities and Owners Equity				
	Liabilities		Balance at Beginning of Year (2018)	Balance at End of Year (2018)
Account No.	Current Liabilities			
231	Accounts Payable		\$19,766	\$4,348
232	Notes Payable (Current Portion)			
234	Notes Payable to Associated Companies			
235	Customer Deposits		2,322	2,747
236	Accrued Taxes		227	218
237	Accrued Interest			
242	Miscellaneous Current and Accrued Liabilities			
	Total Current Liabilities		\$22,315	\$7,313
	Long Term Debt			
224	Long Term Debt (Notes and Bonds)		\$0	\$0
	Deferred Credits			
251	Unamortized Premium on Debt		\$0	\$0
252	Advances in Aid of Construction		448	10,119
255	Accumulated Deferred Investment Tax Credits			
271	Contributions in Aid of Construction			
272	Less: Amortization of Contributions			
281	Accumulated Deferred Income Tax			
	Total Deferred Credits		\$448	\$10,119
	Total Liabilities		\$22,763	\$17,432
	Capital Accounts			
201	Common Stock Issued		\$109,658	\$109,658
211	Other Paid-In Capital		24,887	39,887
215	Retained Earnings		(108,346)	(105,545)
218	Proprietary Capital (Sole Props and Partnerships)			
	Total Capital		\$26,199	\$44,000
	Total Liabilities and Capital		\$48,962	\$61,432

Instructions: Fill out the Grey Cells with the relevant information. Input 0 or none if there is nothing recorded in that account or there is no applicable information to report.

Note: Total liabilities and Capital must match total assets for the beginning and end of the year!

Mirabell Water Company, Inc.
Annual Report
Water Comparative Income Statement
12/31/18

Water Comparative Income Statement			
Account No.	Calendar Year	Current Year 01/01/2018 - 12/31/2018	Last Year 01/01/2017 - 12/31/2017
	Operating Revenue		
461	Metered Water Revenue	\$49,585	\$51,125
460	Unmetered Water Revenue		
462	Fire Protection Revenue		
469	Guaranteed Revenues (Surcharges)		
471	Miscellaneous Service Revenues		
474	Other Water Revenue	1,217	1,925
	Total Revenues	\$50,802	\$53,050
	Operating Expenses		
601	Salaries and Wages	\$0	\$0
604	Employee Pensions and Benefits		
610	Purchased Water	4,658	
615	Purchased Power	9,229	10,712
618	Chemicals	388	193
620	Materials and Supplies		
620.1	Repairs and Maintenance	3,303	4,946
620.2	Office Supplies and Expense	804	816
630	Contractual Services		
631	Contractual Services - Engineering		
632	Contractual Services - Accounting	1,618	1,693
633	Contractual Services - Legal		
634	Contractual Services - Management Fees	14,400	26,200
635	Contractual Services - Water Testing	1,548	822
636	Contractual Services - Other	195	9,660
640	Rents		
641	Rental of Building/Real Property		
642	Rental of Equipment		
650	Transportation Expenses	1,475	1,013
657	Insurance - General Liability	1,505	1,490
657.1	Insurance - Health and Life		
665	Regulatory Commission Expense - Rate		
670	Bad Debt Expense	94	5,334
675	Miscellaneous Expense	584	599
403	Depreciation Expense (From Schedule AR4)	4,681	4,058
408	Taxes Other Than Income		
408.11	Property Taxes	3,448	3,092
409	Income Taxes	50	68
427.1	Customer Security Deposit Interest	22	57
	Total Operating Expenses	\$48,002	\$70,753
	Operating Income / (Loss)	\$2,800	(\$17,703)
	Other Income / (Expense)		
419	Interest and Dividend Income	\$0	\$0
421	Non-Utility Income		
426	Miscellaneous Non-Utility (Expense)		
427	Interest (Expense)		
	Total Other Income / (Expense)	\$0	\$0
	Net Income / (Loss)	\$2,800	(\$17,703)

Instructions: Fill out the Grey Cells with the relevant information. Input 0 or none if there is nothing recorded in that account or there is no applicable information to report.

Mirabell Water Company, Inc.
 Annual Report
 Full time equivalent employees
 12/31/18

Full time equivalent employees

	Direct Company	Outside service	Total
President	0.0		0.0
Vice-president	0.0		0.0
Manager	0.0		0.0
Engineering Staff	0.0	difficult to	#####
System Operator(s)	0.0	determine	#####
Meter reader	0.0	without	#####
Customer Service	0.0	substantial	#####
Accounting	0.0	analysis	#####
Business Office	0.0		0.0
Rates Department	0.0		0.0
Administrative Staff	0.0		0.0
Other	0.0		0.0
Total	0.0	0.0	#####

Instructions: Fill out the Grey Cells with the relevant information. Input 0 or none if there is nothing recorded in that account or there is no applicable information to report. A full-time employee is based on 2080 total hours per year. Please calculate partial employees using 2080 hours.

Mirabell Water Company, Inc.
Annual Report
Supplemental Financial Data (Long-Term Debt)
12/31/18

Supplemental Financial Data (Long-Term Debt)				
	Loan #1	Loan #2	Loan #3	Loan #4
Date Issued	NO loans			
Source of Loan				
ACC Decision No.				
Reason for Loan				
Dollar Amt. Issued				
Amount Outstanding				
Date of Maturity				
Interest Rate				
Current Year Interest				
Current Year Principal				

Meter Deposit Balance at Test Year End:	\$392
---	-------

Meter Deposits Refunded During the Test Year:	\$56
---	------

List all bonds, notes, loans, and other types of indebtedness in which the proceeds were used in the provision of public utility service. Indebtedness incurred for personal uses by the owner of the utility should not be listed. Input 0 or none if there is nothing to report for that cell.

Well and Water Usage

[illegible]

Name of system water delivered to:		
ADWR PCC Number:		
Source of water delivered to another system		
Name of system water received from:		
ADWR PCC Number:		
Source of water received	Ground Water	
Well registry 55# (55-XXXXXX):	Thim Utility/Tucson Bulk water	

Month	Water withdrawn (acre ft) ¹	Water sold (acre ft) ²	Water delivered (sold) to other systems (acre ft) ³	Water received (purchased) from other systems (acre ft) ⁴	Estimated authorized use (acre ft) ⁵	Purchased Power Expense ⁶	Purchased Power (kWh) ⁷
January	2	1	0		0	\$939	5,076
February	1	1	0		0	713	3,854
March	1	1	0		0	805	4,351
April	1	1	0	0	0	862	4,810
May	2	2	0	0	0	973	5,490
June	2	2	0	0	0	1,067	7,423
July	1	1	0		0	819	4,486
August	2	2	0		0	663	3,537
September	2	2	0		0	634	3,361
October	1	1	0		0	669	2,963
November	1	1	0		0	641	2,810
December	1	1	0		0	444	2,909
Totals	18	17	0	0	0	\$9,229	51,070

If applicable, in the space below please provide a description for all un-metered water use along with amounts:

	N/A
--	-----

Instructions: Fill out the Grey Cells with the relevant information. Input 0 or none if there is nothing recorded in that account or there is no applicable information to report.

- 1 Water withdrawn - Total acre feet of water withdrawn from pumped sources.
2 Water sold - Total acre feet from customer meters, and other sales such as construction water.
3 Water delivered (sold) to other systems - Total acre feet of water delivered to other systems.
4 Water received (purchased) from other systems - Total acre feet of water purchased/received from other systems.
5 Estimated authorized use - Total estimated acre feet from authorized metered or unmetered use. Authorized uses such as flushing (mains, services and hydrants) draining/cleaning tanks, process, construction, fire fighting, etc. Non-authorized use (real losses) are service line breaks and leaks, water main breaks, meter inaccuracies and theft.
6 Enter the total purchased power costs for the power meters associated with this system.
7 Enter the total purchased kWh used by the power meters associated with this system.

Water Utility Plant Description

Name of the System:	MIRABELL WATER CO		
ADEQ Public Water System Number:	AZ0410178		
ADWR PCC Number:	91-000468.0000		

[illegible][illegible]

SERVICE LINES	
Material	Percent of system

BOOSTER PUMPS		
Horsepower	GPM	Quantity
5	100	4

FIRE HYDRANTS	
Type	Quantity
Standard *	0
Other	0

STORAGE TANKS		
Capacity (gallons)	Material	Quantity
10,000	Steel	2

PRESSURE/BLADDER TANKS		
Capacity (gallons)	Material	Quantity
2,000	Steel	1
95	Steel	3
500	Plastic	2

Instructions: Fill out the Grey Cells with the relevant information. Input 0 or none if there is nothing recorded in that account or there is no applicable information to report. Copy and paste this sheet as many times as is necessary.

* A standard fire hydrant has two 2.5 inch hose connection nozzles with 7.5 threads per inch, and one 4.5 inch pumper connection nozzle with 4 threads per inch.

Water Utility Plant Description (Continued)

For the following three items, list the utility owned assets in each category for each system.

TREATMENT EQUIPMENT:	Chlorinator
STRUCTURES:	Fencing around facilities
OTHER:	N/A

Instructions: Fill out the Grey Cells with the relevant information. Input 0 or none if there is nothing recorded in that account or there is no applicable information to report. Copy and paste this sheet as many times as is necessary.

Customer and Other Information	
Name of the System:	MIRABELL WATER CO
ADEQ Public Water System Number:	AZ0410178
ADWR PCC Number:	91-000468.0000

Month	Number of Customers				
	Single-Family	Multi-Family	Commercial	Turf/Irrigation	Other Non-Residential
January	58	0	0	0	0
February	59	0	0	0	0
March	60	0	0	0	0
April	60	0	0	0	0
May	60	0	0	0	0
June	60	0	0	0	0
July	60	0	0	0	0
August	60	0	0	0	0
September	60	0	0	0	0
October	61	0	0	0	0
November	61	0	0	0	0
December	61	0	0	0	0

If the system has fire hydrants, what is the fire flow requirements? GPM for hrs.

Does the system have chlorination treatment?

Does the Company have an ADWR Gallons Per Capita Per Day (GPCPD) requirement?

If yes, provide the GPCPD amount:

Is the Water Utility located in an ADWR Active Management Area (AMA)?
If yes, which AMA?

Instructions: Fill out the Grey Cells with the relevant information. Input 0 or none if there is nothing recorded in that account or there is no applicable information to report. Copy and paste this sheet as many times as is necessary.

Mirabell Water Company, Inc.
Annual Report
Property Taxes
12/31/18

Property Taxes	
Amount of actual property taxes paid during Calendar Year 2018 was	\$3,270

If no property taxes paid, explain why.

N/A

Instructions: Fill out the Grey Cells with the relevant information. Input 0 or none if there is nothing recorded in that account or there is no applicable information to report.

Mirabell Water Company, Inc.
Annual Report
Verification and Sworn Statement (Taxes)
12/31/18

Verification and Sworn Statement (Taxes)

Verification: State of Arizona I, the undersigned of the
(state name)

County of (county name): Pima
Name (owner or official) title: Bonnie O'Connor
Company name: Mirabell Water Company, Inc.

RECEIVED
APR 15 2019
ARIZONA CORP COMMISSION
UTILITIES DIVISION - DIRECTOR'S OFFICE

DO SAY THAT THIS ANNUAL UTILITY PROPERTY TAX AND SALES TAX REPORT TO THE ARIZONA CORPORATION COMMISSION.

FOR THE YEAR ENDING: 12/31/18

HAS BEEN PREPARED UNDER MY DIRECTION, FROM THE ORIGINAL BOOKS, PAPERS AND RECORDS OF SAID UTILITY; THAT I HAVE CAREFULLY EXAMINED THE SAME, AND DECLARE THE SAME TO BE A COMPLETE AND CORRECT STATEMENT OF BUSINESS AND AFFAIRS OF SAID UTILITY FOR THE PERIOD COVERED BY THIS REPORT IN RESPECT TO EACH AND EVERY MATTER AND THING SET FORTH, TO THE BEST OF MY KNOWLEDGE, INFORMATION AND BELIEF.

Sworn Statement: I HEREBY ATTEST THAT ALL PROPERTY TAXES FOR SAID COMPANY ARE CURRENT AND PAID IN FULL.

I HEREBY ATTEST THAT ALL SALES TAXES FOR SAID COMPANY ARE CURRENT AND PAID IN FULL.

B. O'Connor
signature of owner/official

520-623-5172
telephone no.

SUBSCRIBED AND SWORN TO BEFORE ME A NOTARY PUBLIC
IN AND FOR THE COUNTY


THIS

10th DAY OF

Pima
(county name)
April 2019
(month) and (year)

MY COMMISSION EXPIRES

5/27/19
(date)



[Signature]
(signature of notary public)

Verification and Sworn Statement

Verification:

State of Arizona I, the undersigned of the
(state name)

County of (county name):

Pima

Name (owner or official) title:

Bonnie O'Connor

Company name:

Mirabell Water Company, Inc.

DO SAY THAT THIS ANNUAL UTILITY PROPERTY TAX AND SALES TAX REPORT TO THE ARIZONA CORPORATION COMMISSION.

FOR THE YEAR ENDING: 12/31/18

HAS BEEN PREPARED UNDER MY DIRECTION, FROM THE ORIGINAL BOOKS, PAPERS AND RECORDS OF SAID UTILITY; THAT I HAVE CAREFULLY EXAMINED THE SAME, AND DECLARE THE SAME TO BE A COMPLETE AND CORRECT STATEMENT OF BUSINESS AND AFFAIRS OF SAID UTILITY FOR THE PERIOD COVERED BY THIS REPORT IN RESPECT TO EACH AND EVERY MATTER AND THING SET FORTH, TO THE BEST OF MY KNOWLEDGE, INFORMATION AND BELIEF.

Sworn Statement: IN ACCORDANCE WITH THE REQUIREMENTS OF TITLE 40, ARTICLE 8, SECTION 40-401, ARIZONA REVISED STATUTES, IT IS HEREIN REPORTED THAT THE GROSS OPERATING REVENUE OF SAID UTILITY DERIVED FROM ARIZONA INTRASTATE UTILITY OPERATIONS DURING THE CALENDAR YEAR WAS:

Arizona Intrastate Gross Operating Revenues Only (\$)

\$53,935

(The amount in the box above includes

\$3,133

in sales taxes
billed or collected)

[Signature]
signature of owner/official

520-623-5172
telephone no.

SUBSCRIBED AND SWORN TO BEFORE ME A NOTARY PUBLIC
IN AND FOR THE COUNTY

THIS

10th


DAY OF

Pima
(county name)

April 2019
(month) and (year)

MY COMMISSION EXPIRES

5/27/19
(date)



[Signature]
(signature of notary public)

Verification and Sworn Statement (Residential Revenue)

Verification:

State of Arizona I, the undersigned of the
(state name)

County of (county name):

Pima

Name (owner or official) title:

Bonnie O'Connor

Company name:

Mirabell Water Company, Inc.

RECEIVED

APR 15 2019

ARIZONA CORP COMMISSION
UTILITIES DIVISION - DIRECTOR'S OFFICE

DO SAY THAT THIS ANNUAL UTILITY PROPERTY TAX AND SALES TAX REPORT TO THE ARIZONA CORPORATION COMMISSION.

FOR THE YEAR ENDING: 12/31/18

HAS BEEN PREPARED UNDER MY DIRECTION, FROM THE ORIGINAL BOOKS, PAPERS AND RECORDS OF SAID UTILITY; THAT I HAVE CAREFULLY EXAMINED THE SAME, AND DECLARE THE SAME TO BE A COMPLETE AND CORRECT STATEMENT OF BUSINESS AND AFFAIRS OF SAID UTILITY FOR THE PERIOD COVERED BY THIS REPORT IN RESPECT TO EACH AND EVERY MATTER AND THING SET FORTH, TO THE BEST OF MY KNOWLEDGE, INFORMATION AND BELIEF.

Sworn Statement: IN ACCORDANCE WITH THE REQUIREMENTS OF TITLE 40, ARTICLE 8, SECTION 40-401, ARIZONA REVISED STATUTES, IT IS HEREIN REPORTED THAT THE GROSS OPERATING REVENUE OF SAID UTILITY DERIVED FROM ARIZONA INTRASTATE UTILITY OPERATIONS RECEIVED FROM RESIDENTIAL CUSTOMERS DURING THE CALENDAR YEAR WAS:

Arizona Intrastate Gross Operating Revenues Only (\$)

\$53,935

(The amount in the box above includes

\$3,133

in sales taxes
billed or collected)


signature of owner/official

520-623-5172

telephone no.

SUBSCRIBED AND SWORN TO BEFORE ME A NOTARY PUBLIC
IN AND FOR THE COUNTY

Pima
(county name)

THIS

10th


DAY OF


April 2019

(month) and (year)

MY COMMISSION EXPIRES

5/27/19
(date)




(signature of notary public)

Company	Mirabell Water Company, Inc.	
Docket No.:	W-02368A	
Name of the System:	MIRABELL WATER CO	
ADEQ Public Water System Number:		AZ0410178
ADWR PCC Number:		91-000468.0000

2018 Utility Shutoffs / Disconnects			
Month	Termination without Notice R14-2-410.B	Termination with Notice R14-2- 410.C	Other
January	0	4	0
February	0	0	0
March	0	0	0
April	0	0	0
May	0	0	0
June	0	1	0
July	0	2	0
August	0	2	0
September	0	0	0
October	0	2	0
November	0	0	0
December	0	0	0
Total	0	11	0

Other (description):

N/A

Instructions: Fill out the Grey Cells with the relevant information. Input 0 or none if there is nothing recorded in that account or there is no applicable information to report.