

RECEIVED BY MAIL

4/15/2021, 4:08 PM

**ARIZONA CORPORATION COMMISSION
UTILITIES DIVISION**

ANNUAL REPORT

Of

Company Name: **Mirabell Water Company, Inc.**

PO Box 85160

Mailing Address: **Tucson AZ
85754**

Docket No.: **W-02368A**

For the Year Ended: **12/31/20**

WATER UTILITY

To

Arizona Corporation Commission

Due on April 15th

Email: Util-Compliance@azcc.gov, mail or deliver the completed Annual Report to:

Arizona Corporation Commission
Compliance Section - Utilities Division
1200 West Washington Street
Phoenix, Arizona 85007

Application Type: **Original Filing**

Application Date: **4/15/2021**

ARIZONA CORPORATION COMMISSION
WATER UTILITY ANNUAL REPORT
Mirabell Water Company, Inc.
A Class Utility

For the Calendar Year Ended: 12/31/20

Primary Address:

21410 N. 19th Ave., Ste. 220			
City:	Phoenix	State:	Arizona
		Zip Code:	85027

Telephone Number:

480-999-5247

Date of Original Organization of Utility:

12/10/1981

Person to whom correspondence should be addressed concerning this report:

Name:

Joanne Ellsworth

Telephone No. :

480-999-5247

Address:

21410 N. 19th Ave., Ste. 220			
City:	Phoenix	State:	Arizona
		Zip Code:	85027

Email:

joanne.ellsworth@gwresources.com
--

Regulatory and Management Contact

Name:

Joanne Ellsworth

Telephone No. :

480-999-5247

Address:

21410 N. 19th Ave., Ste. 220			
City:	Phoenix	State:	Arizona
		Zip Code:	85027

Email:

joanne.ellsworth@gwresources.com
--

On-Site Manager

Name:

Jon Corwin

Telephone No. :

520-265-1947

Address:

21410 N. 19th Ave., Ste. 220			
City:	Phoenix	State:	Arizona
		Zip Code:	85027

Email:

jon.corwin@gwresources.com
--

Attorney

Name:

Tim Sabo

Telephone No. :

480-999-5215

Address:

21410 N. 19th Ave., Ste. 220			
City:	Phoenix	State:	Arizona
		Zip Code:	85027

Email:

tim.sabo@gwresources.com
--

Statutory Agent

Name:

Mike Liebman

Telephone No. :

480-999-5104

Address:

21410 N. 19th Ave., Ste. 220			
City:	Phoenix	State:	Arizona
		Zip Code:	85027

Email:

mike.liebman@gwresources.com
--

Ownership:

"C" Corporation

Counties Served:

Pima

Important changes during the year
--

	For those companies not subject to the affiliated interest rules, has there been a change in ownership or direct control during the year?
--	---

	If yes, please provide specific details in the box below.
--	---

	On October 28, 2020, Global Water Holdings, Inc., a subsidiary of Global Water Resources, Inc., purchased 100% of the stock of Mirabell Water Co., Inc., pursuant to a Stock Purchase Agreement, and changed the name from Mirabell Water Co., Inc., to Global Water - Mirabell Water Company, Inc.,
--	--

	Has the company been notified by any other regulatory authorities during the year, that they are out of compliance?
--	---

	If yes, please provide specific details in the box below.
--	---

	No notification by any other regulatory authorities during the year that the company is out of compliance.
--	--

Utility Plant in Service (Water)							
Account No.	Description	Beginning Year Original Cost	Current Year Additions	Current Year Retirements	Adjusted Original Cost	Accumulated Depreciation	OCLD (OC less AD)
301	Organization	\$0	\$0	\$0	\$0	\$0	\$0
302	Franchises	0	0	0	0	0	0
303	Land and Land Rights	1,825	0	0	1,825	0	1,825
304	Structures and Improvements	2,306	0	0	2,306	2,306	0
305	Collecting & Improving Reservoirs	0	0	0	0	0	0
306	Lake, River, Canal Intakes	0	0	0	0	0	0
307	Wells and Springs	33,859	0	0	33,859	21,768	12,091
308	Infiltration Galleries	0	0	0	0	0	0
309	Supply Mains	0	0	0	0	0	0
310	Power Generation Equipment	0	0	0	0	0	0
311	Pumping Equipment	50,115	14,586	0	64,701	26,168	38,533
320	Water Treatment Equipment	0	0	0	0	0	0
320.1	Water Treatment Plants	0	0	0	0	0	0
320.2	Solution Chemical Feeders	0	0	0	0	0	0
320.3	Point-of-Use Treatment Devices	0	0	0	0	0	0
330	Distribution Reservoirs and Standpipes	0	0	0	0	0	0
330.1	Storage Tanks	34,677	0	0	34,677	34,677	0
330.2	Pressure Tanks	2,617	0	0	2,617	130	2,487
331	Transmission and Distribution Mains	64,197	0	0	64,197	63,454	743
333	Services	17,340	0	0	17,340	14,650	2,690
334	Meters and Meter Installations	6,232	0	0	6,232	5,041	1,191
335	Hydrants	0	0	0	0	0	0
336	Backflow Prevention Devices	0	0	0	0	0	0
339	Other Plant and Misc. Equipment	0	0	0	0	0	0
340	Office Furniture and Equipment	0	0	0	0	0	0
340.1	Computer & Software	0	0	0	0	0	0
341	Transportation Equipment	0	0	0	0	0	0
342	Stores Equipment	0	0	0	0	0	0
343	Tools, Shop and Garage Equipment	0	0	0	0	0	0
344	Laboratory Equipment	0	0	0	0	0	0
345	Power Operated Equipment	0	0	0	0	0	0
346	Communication Equipment	0	0	0	0	0	0
347	Miscellaneous Equipment	0	0	0	0	0	0
348	Other Tangible Plant	0	0	0	0	0	0
	Totals	\$213,168	\$14,586	\$0	\$227,754	\$168,194	\$59,560

Mirabell Water Company, Inc.
Annual Report
Depreciation Expense for the Current Year (Water)
12/31/20

Depreciation Expense for the Current Year (Water)									
Account No.	Description	Beginning Year Original Cost	Current Year Additions	Current Year Retirements	Adjusted Original Cost	Fully Depreciated/Non- depreciable Plant	Depreciable Plant	Depreciation Percentages	Depreciation Expense
301	Organization	\$0	\$0	\$0	\$0	\$0	\$0	0.00%	\$0
302	Franchises	0	0	0	0	0	0	0.00%	0
303	Land and Land Rights	1,825	0	0	1,825	1,825	0	0.00%	0
304	Structures and Improvements	2,306	0	0	2,306	2,306	0	0.00%	0
305	Collecting & Improving Reservoirs	0	0	0	0	0	0	0.00%	0
306	Lake, River, Canal Intakes	0	0	0	0	0	0	0.00%	0
307	Wells and Springs	33,859	0	0	33,859	20,065	13,794	3.33%	459
308	Infiltration Galleries	0	0	0	0	0	0	0.00%	0
309	Supply Mains	0	0	0	0	0	0	0.00%	0
310	Power Generation Equipment	0	0	0	0	0	0	0.00%	0
311	Pumping Equipment	50,115	14,586	0	64,701	6,959	57,742	10.86%	5,481
320	Water Treatment Equipment	0	0	0	0	0	0	0.00%	0
320.1	Water Treatment Plants	0	0	0	0	0	0	0.00%	0
320.2	Solution Chemical Feeders	0	0	0	0	0	0	0.00%	0
320.3	Point-of-Use Treatment Devices	0	0	0	0	0	0	0.00%	0
330	Distribution Reservoirs and Standpipes	0	0	0	0	0	0	0.00%	0
330.1	Storage Tanks	34,677	0	0	34,677	34,677	0	0.00%	0
330.2	Pressure Tanks	2,617	0	0	2,617	0	2,617	2.48%	65
331	Transmission and Distribution Mains	64,197	0	0	64,197	63,381	816	1.96%	16
333	Services	17,340	0	0	17,340	14,308	3,032	2.67%	81
334	Meters and Meter Installations	6,232	0	0	6,232	4,451	1,781	8.31%	148
335	Hydrants	0	0	0	0	0	0	0.00%	0
336	Backflow Prevention Devices	0	0	0	0	0	0	0.00%	0
339	Other Plant and Misc. Equipment	0	0	0	0	0	0	0.00%	0
340	Office Furniture and Equipment	0	0	0	0	0	0	0.00%	0
340.1	Computer & Software	0	0	0	0	0	0	0.00%	0
341	Transportation Equipment	0	0	0	0	0	0	0.00%	0
342	Stores Equipment	0	0	0	0	0	0	0.00%	0
343	Tools, Shop and Garage Equipment	0	0	0	0	0	0	0.00%	0
344	Laboratory Equipment	0	0	0	0	0	0	0.00%	0
345	Power Operated Equipment	0	0	0	0	0	0	0.00%	0
346	Communication Equipment	0	0	0	0	0	0	0.00%	0
347	Miscellaneous Equipment	0	0	0	0	0	0	0.00%	0
348	Other Tangible Plant	0	0	0	0	0	0	0.00%	0
	Subtotal	\$213,168	\$14,586	\$0	\$227,754	\$147,972	\$79,782		\$6,250

Contribution(s) in Aid of Construction (Gross)	\$0
Less: Non Amortizable Contribution(s)	0
Fully Amortized Contribution(s)	0
Amortizable Contribution(s)	<u>\$0</u>
Times: Proposed Amortization Rate	0.00%
Amortization of CIAC	\$0

Less: Amortization of CIAC \$0

DEPRECIATION EXPENSE \$6,250

Mirabell Water Company, Inc.
Annual Report
Balance Sheet Assets
12/31/20

Balance Sheet Assets				
	Assets		Balance at Beginning of Year (2020)	Balance at End of Year (2020)
Account No.	Current and Accrued Assets			
131	Cash		\$12,139	\$8,034
132	Special Deposits		4,444	0
133	Other Special Deposits		0	0
134	Working Funds		0	0
135	Temporary Cash Investments		0	0
141	Customer Accounts Receivable		0	5,060
142	Other Accounts Receivable		0	0
143	Accumulated Provision for Uncollectable Accounts		0	0
146	Notes Receivable from Associated Companies		0	0
151	Plant Material and Supplies		0	0
162	Prepayments		0	1,540
173	Accrued Utility Revenue		0	830
174	Miscellaneous Current and Accrued Assets		0	0
	Total Current and Accrued Assets		\$16,583	\$15,465
	Deferred Debits			
186.1	Deferred Rate Case Expense		0	0
190	Accumulated Deferred Income Taxes		0	0
	Total Deferred Debits		\$0	\$0
Account No.	Fixed Assets			
101	Utility Plant in Service*		\$213,168	\$227,754
103	Property Held for Future Use		0	0
105	Construction Work in Progress		0	0
108	Accumulated Depreciation (enter as negative)*		(161,944)	(168,194)
121	Non-Utility Property		0	0
122	Accumulated Depreciation - Non Utility		0	0
	Total Fixed Assets		\$51,224	\$59,560
	Other Fixed Assets			
114	Utility Plant Acquisition Adjustments		\$0	\$29,109
	Total Other Fixed Assets		\$0	\$29,109
	Total Assets		\$67,807	\$104,133

*Note these items feed automatically from AR3 UPIS Page 4

Mirabell Water Company, Inc.
Annual Report
Balance Sheet Liabilities and Owners Equity

Balance Sheet Liabilities and Owners Equity				
	Liabilities		Balance at Beginning of Year (2020)	Balance at End of Year (2020)
Account No.	Current Liabilities			
231	Accounts Payable		\$1,951	\$1,784
232	Notes Payable (Current Portion)		0	0
234	Notes Payable to Associated Companies		0	0
235	Customer Deposits		2,837	3,319
236	Accrued Taxes, Income Taxes		707	1,922
237	Accrued Interest		0	0
241	Miscellaneous Current and Accrued Liabilities		0	570
242	Miscellaneous Current and Accrued Liabilities		0	0
	Total Current Liabilities		\$5,495	\$7,595
	Long Term Debt			
224	Long Term Debt (Notes and Bonds)		0	0
	Deferred Credits			
251	Unamortized Premium on Debt		0	0
252	Advances in Aid of Construction		13,027	11,918
253	Other Deferred Credits		0	0
255	Accumulated Deferred Investment Tax Credits		0	0
271	Contributions in Aid of Construction		0	0
272	Less: Amortization of Contributions		0	0
281	Accumulated Deferred Income Tax		0	(75)
	Total Deferred Credits		\$13,027	\$11,843
	Total Liabilities		\$18,522	\$19,438
	Capital Accounts			
201	Common Stock Issued		109,658	0
211	Other Paid-In Capital		39,887	82,706
215	Retained Earnings		(100,260)	1,990
218	Proprietary Capital (Sole Props and Partnerships)		0	0
	Total Capital		\$49,285	\$84,696
	Total Liabilities and Capital		\$67,807	\$104,133

Note: Total liabilities and Capital must match total assets for the beginning and end of the year!

Mirabell Water Company, Inc.
Annual Report
Water Comparative Income Statement
12/31/20

Water Comparative Income Statement			
Account No.	Calendar Year	Current Year 01/01/2020 - 12/31/2020	Last Year 01/01/2019 - 12/31/2019
	Operating Revenue		
461	Metered Water Revenue	\$56,203	\$52,187
460	Unmetered Water Revenue	0	0
462	Fire Protection Revenue	0	0
469	Guaranteed Revenues (Surcharges)	0	0
471	Miscellaneous Service Revenues	0	0
474	Other Water Revenue	535	988
	Total Revenues	\$56,738	\$53,175
	Operating Expenses		
601	Salaries and Wages	0	0
604	Employee Pensions and Benefits	0	0
610	Purchased Water	699	0
615	Purchased Power	8,538	8,831
616	Fuel for Power Production	0	0
618	Chemicals	237	583
620	Materials and Supplies	146	0
620.1	Repairs and Maintenance	3,408	7,485
620.2	Office Supplies and Expense	1,523	741
630	Contractual Services	4,240	0
631	Contractual Services - Engineering	0	0
632	Contractual Services - Accounting	2,483	2,525
633	Contractual Services - Legal	559	98
634	Contractual Services - Management Fees	31,930	14,400
635	Contractual Services - Water Testing	947	1,117
636	Contractual Services - Other	3,424	273
640	Rents	0	0
641	Rental of Building/Real Property	0	0
642	Rental of Equipment	0	337
650	Transportation Expenses	1,150	1,750
656	Insurance - Vehicles	0	0
657	Insurance - General Liability	418	1,606
658	Insurance - Worker's Comp	0	0
657.1	Insurance - Health and Life	0	0
660	Advertising	0	0
665	Regulatory Commission Expense - Rate	0	0
667	Regulatory Commission Expense - Other	0	0
670	Bad Debt Expense	0	0
675	Miscellaneous Expense	587	589
403	Depreciation Expense (From Schedule AR4)	6,250	5,242
408	Taxes Other Than Income	0	0
408.11	Property Taxes	2,262	3,480
408.12	Payroll Taxes	0	0
409	Income Taxes	659	950
427.1	Customer Security Deposit Interest	0	136
	Total Operating Expenses	\$69,460	\$50,143
	Operating Income / (Loss)	(\$12,722)	\$3,032
	Other Income / (Expense)		
414	Gain/Loss on Dispositions	0	0
419	Interest and Dividend Income	38	443
421	Non-Utility Income	0	35
426	Miscellaneous Non-Utility (Expense)	(90)	0
427	Interest (Expense)	0	0
	Total Other Income / (Expense)	(\$52)	\$478
	Net Income / (Loss)	(\$12,774)	\$3,510

Full time equivalent employees

	Direct Company	Allocated	Outside service	Total
President	0.0	0.0	0.0	0.0
Vice-president	0.0	0.0	0.0	0.0
Manager	0.0	0.0	0.0	0.0
Engineering Staff	0.0	0.0	0.0	0.0
System Operator(s)	0.0	0.0	0.0	0.0
Meter reader	0.0	0.0	0.0	0.0
Customer Service	0.0	0.0	0.0	0.0
Accounting	0.0	0.0	0.0	0.0
Business Office	0.0	0.0	0.0	0.0
Rates Department	0.0	0.0	0.0	0.0
Administrative Staff	GWR acquired in	late 2020. Prior	ownership FTEs	0.0
Other	unknown. GWR	will update	in 2021	0.0
Total	0.0	0.0	0.0	0.0

Mirabell Water Company, Inc.
Annual Report
Supplemental Financial Data (Long-Term Debt)
12/31/20

Supplemental Financial Data (Long-Term Debt)				
	Loan #1	Loan #2	Loan #3	Loan #4
Date Issued	N/A	N/A	N/A	N/A
Source of Loan	N/A	N/A	N/A	N/A
ACC Decision No.	N/A	N/A	N/A	N/A
Reason for Loan	N/A	N/A	N/A	N/A
Dollar Amt. Issued	N/A	N/A	N/A	N/A
Amount Outstanding	N/A	N/A	N/A	N/A
Date of Maturity	N/A	N/A	N/A	N/A
Interest Rate	N/A	N/A	N/A	N/A
Current Year Interest	N/A	N/A	N/A	N/A
Current Year Principal	N/A	N/A	N/A	N/A

Meter Deposit Balance at Test Year End:	\$0
---	-----

Meter Deposits Refunded During the Test Year:	\$0
---	-----

<p><i>List all bonds, notes, loans, and other types of indebtedness in which the proceeds were used in the provision of public utility service. Indebtedness incurred for personal uses by the owner of the utility should <u>not</u> be listed. Input 0 or none if there is nothing to report for that cell.</i></p>

[illegible]

Name of system water delivered to:	NA	
ADWR PCC Number:	NA	
Source of water delivered to another system	NA	

Name of system water received from:	NA	
ADWR PCC Number:	NA	
Source of water received	NA	
Well registry 55# (55-XXXXXX):	NA	

Month	Water withdrawn (gallons)1	Water sold (gallons)2	Water delivered (sold) to other systems (gallons)3	Water received (purchased) from other systems (gallons)4	Estimated authorized use (gallons)5	Purchased Power Expense ⁶	Purchased Power (kWh)
January	376,463.00	297,780.00	0.00	0.00	0.00	\$640	3,128
February	466,544.00	377,510.00	0.00	0.00	0.00	\$650	3,153
March	553,235.00	458,520.00	0.00	0.00	0.00	\$709	3,609
April	495,915.00	403,580.00	0.00	0.00	0.00	\$739	3,738
May	605,442.00	524,310.00	0.00	0.00	0.00	\$835	4,801
June	709,702.00	601,760.00	0.00	0.00	0.00	\$865	5,755
July	780,662.00	772,620.00	0.00	0.00	0.00	\$917	6,516
August	674,807.00	650,230.00	0.00	0.00	0.00	\$936	6,732
September	569,099.00	532,470.00	0.00	0.00	0.00	\$771	4,636
October	655,574.00	646,790.00	0.00	0.00	0.00	\$819	4,796
November	647,081.00	510,910.00	0.00	0.00	0.00	\$712	4,112
December	380,614.00	372,950.00	0.00	0.00	0.00	\$270	3,378
Totals	6,915,138.00	6,149,430.00	0.00	0.00	0.00	\$8,862	54,354

If applicable, in the space below please provide a description for all un-metered water use along with amounts:

Operations contracted to Southwestern Utilites. No estimated authorized use reported for 2020.

- | |
|---|
| 1 Water withdrawn - Total gallons of water withdrawn from pumped sources. |
| 2 Water sold - Total gallons from customer meters, and other sales such as construction water. |
| 3 Water delivered (sold) to other systems - Total gallons of water delivered to other systems. |
| 4 Water received (purchased) from other systems - Total gallons of water purchased/received from other systems. |
| 5 Estimated authorized use - Total estimated gallons from authorized metered or unmetered use. Authorized uses such as flushing (mains, services and hydrants) draining/cleaning tanks, process, construction, fire fighting, etc. Non-authorized use (real losses) are service line breaks and leaks, water main breaks, meter inaccuracies and theft. |
| 6 Enter the total purchased power costs for the power meters associated with this system. |
| 7 Enter the total purchased kWh used by the power meters associated with this system. |

Water Utility Plant Description			
Name of the System:		MIRABELL WATER CO	
ADEQ Public Water System Number:		AZ0410178	
ADWR PCC Number:		91-000468.0000	

MAINS		
Sizes (inches)	Material	Length (feet)
2.00	PVC	3,722
3.00	PVC	2,690
6.00	PVC	630
8.00	PVC	5,900
0.00	NA	0.00
0.00	NA	0.00
0.00	NA	0.00
0.00	NA	0.00
0.00	NA	0.00
0.00	NA	0.00
0.00	NA	0.00
0.00	NA	0.00
0.00	NA	0.00
0.00	NA	0.00
0.00	NA	0.00

SERVICE LINES		
Material	Percent of system	Year installed
Black Poly	50%	1985
PVC	50%	1985
NA	0	0
NA	0	0
NA	0	0

BOOSTER PUMPS		
Horsepower	GPM	Quantity
5	100	4
0	0	0
0	0	0
0	0	0

STORAGE TANKS			
Capacity (gallons)	Material	Quantity	Year installed
10,000	Steel	2	1985
0	NA	0	0
0	NA	0	0
0	NA	0	0
0	NA	0	0
0	NA	0	0

CUSTOMER METERS			
Size (inches)	Quantity	Percent over 1,00,000 gallons	Percent over 10 years old
5/8 X 3/4	37	49%	68%
0.75	5	40%	80%
1	19	95%	89%
NA	0	0%	0%
NA	0	0%	0%
NA	0	0%	0%
NA	0	0%	0%
NA	0	0%	0%
NA	0	0%	0%
NA	0	0%	0%
NA	0	0%	0%
NA	0	0%	0%
NA	0	0%	0%
NA	0	0%	0%
NA	0	0%	0%
NA	0	0%	0%
NA	0	0%	0%
NA	0	0%	0%

FIRE HYDRANTS	
Type	Quantity
Standard *	0
Other	0

PRESSURE/BLADDER TANKS			
Capacity (gallons)	Material	Quantity	Year installed
95	Steel	3	2019
500	Plastic	2	2019
2,000	Steel	1	1985
0	NA	0	0
0	NA	0	0
0	NA	0	0

* A standard fire hydrant has two 2.5 inch hose connection nozzles with 7.5 threads per inch, and one 4.5 inch pumper connection nozzle with 4 threads per inch.

Water Utility Plant Description (Continued)
--

For the following three items, list the utility owned assets in each category for each system.

TREATMENT EQUIPMENT:	Chlorinator
-----------------------------	-------------

STRUCTURES:	Chain link fencing
--------------------	--------------------

OTHER:	NA
---------------	----

Provide a calculation used to determine the value of one water equivalent residential connection (ERC).

Use one of the following methods:

- (a) If actual flow data are available from the preceding 12 months, divide the total annual single family residence (SFR) gallons sold by the average number of single family residence customers for the same period and divide the result by 365
- (b) If no historical flow data are available, use:

$$ERC = (\text{Total SFR gallons sold (Omit 000)} / 365 \text{ days} / 350 \text{ gallons per day})$$

ERC	275
Method used:	(a)

Customer and Other Information		
Name of the System:	MIRABELL WATER CO	
ADEQ Public Water System Number:	AZ0410178	
ADWR PCC Number:	91-000468.0000	

Month	Number of Customers				
	Single-Family	Multi-Family	Commercial	Turf/Irrigation	Other Non-Residential
January	61	0	0	0	0
February	61	0	0	0	0
March	61	0	0	0	0
April	60	0	0	0	0
May	60	0	0	0	0
June	62	0	0	0	0
July	62	0	0	0	0
August	62	0	0	0	0
September	62	0	0	0	0
October	63	0	0	0	0
November	62	0	0	0	0
December	61	0	0	0	0

If the system has fire hydrants, what is the fire flow requirements? GPM for hrs.

Does the system have chlorination treatment?

Does the Company have an ADWR Gallons Per Capita Per Day (GPCPD) requirement?

If yes, provide the GPCPD amount:

Is the Water Utility located in an ADWR Active Management Area (AMA)?
If yes, which AMA?

What is the present system connection capacity (in ERCs *) using existing lines?

What is the future system connection capacity (in ERCs *) upon service area buildout?

Describe any plans and estimated completion dates for any enlargements or improvements of this system.

No Future enlargements or improvements are scheduled for this system.

* an ERC is based on the calculation on the bottom of AR9 page 12.

Mirabell Water Company, Inc.
Annual Report
 Utility Shutoffs / Disconnects
 12/31/20

Utility Shutoffs / Disconnects		
Name of the System:	MIRABELL WATER CO	
ADEQ Public Water System Number:		AZ0410178
ADWR PCC Number:		91-000468.0000

Month	Termination without Notice R14-2-410.B	Termination with Notice R14-2- 410.C	Other
January	0	0	0
February	0	3	0
March	0	0	0
April	0	0	0
May	0	0	0
June	0	0	0
July	0	0	0
August	0	0	0
September	0	0	0
October	0	1	0
November	0	0	0
December	0	1	0
Total	0	5	0

Other (description):

0

Instructions: Fill out the Grey Cells with the relevent information. Input 0 or none if there is nothing recorded in that account or there is no applicable information to report.

Property Taxes	
----------------	--

Amount of actual property taxes paid during Calendar Year 2020 was
--

\$3,437

If no property taxes paid, explain why.

N/A

Instructions: Fill out the Grey Cells with the relevant information. Input 0 or none if there is nothing recorded in that account or there is no applicable information to report.

Verification and Sworn Statement (Taxes)

Verification: State of Arizona I, the undersigned of the
(state name)

County of (county name): Maricopa
Name (owner or official) title: Joanne Ellsworth
Company name: Mirabell Water Company, Inc.

DO SAY THAT THIS ANNUAL UTILITY PROPERTY TAX AND SALES TAX REPORT TO THE ARIZONA CORPORATION COMMISSION.

FOR THE YEAR ENDING: 12/31/20

HAS BEEN PREPARED UNDER MY DIRECTION, FROM THE ORIGINAL BOOKS, PAPERS AND RECORDS OF SAID UTILITY; THAT I HAVE CAREFULLY EXAMINED THE SAME, AND DECLARE THE SAME TO BE A COMPLETE AND CORRECT STATEMENT OF BUSINESS AND AFFAIRS OF SAID UTILITY FOR THE PERIOD COVERED BY THIS REPORT IN RESPECT TO EACH AND EVERY MATTER AND THING SET FORTH, TO THE BEST OF MY KNOWLEDGE, INFORMATION AND BELIEF.

Sworn Statement: I HEREBY ATTEST THAT ALL PROPERTY TAXES FOR SAID COMPANY ARE CURRENT AND PAID IN FULL.

I HEREBY ATTEST THAT ALL SALES TAXES FOR SAID COMPANY ARE CURRENT AND PAID IN FULL.

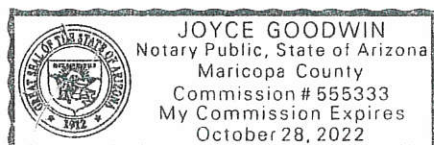
Joanne Ellsworth
signature of owner/official
480-999-5247
telephone no.

SUBSCRIBED AND SWORN TO BEFORE ME A NOTARY PUBLIC
IN AND FOR THE COUNTY

THIS 15th DAY OF MARICOPA
(county name)
April, 2021
(month) and (year)

MY COMMISSION EXPIRES

October 28, 2022
(date)



[Signature]
(signature of notary public)

Verification and Sworn Statement

Verification:

State of Arizona I, the undersigned of the
(state name)

County of (county name): Maricopa
Name (owner or official) title: Joanne Ellsworth
Company name: Mirabell Water Company, Inc.

DO SAY THAT THIS ANNUAL UTILITY PROPERTY TAX AND SALES TAX REPORT TO THE ARIZONA CORPORATION COMMISSION.

FOR THE YEAR ENDING: 12/31/20

HAS BEEN PREPARED UNDER MY DIRECTION, FROM THE ORIGINAL BOOKS, PAPERS AND RECORDS OF SAID UTILITY; THAT I HAVE CAREFULLY EXAMINED THE SAME, AND DECLARE THE SAME TO BE A COMPLETE AND CORRECT STATEMENT OF BUSINESS AND AFFAIRS OF SAID UTILITY FOR THE PERIOD COVERED BY THIS REPORT IN RESPECT TO EACH AND EVERY MATTER AND THING SET FORTH, TO THE BEST OF MY KNOWLEDGE, INFORMATION AND BELIEF.

Sworn Statement: IN ACCORDANCE WITH THE REQUIREMENTS OF TITLE 40, ARTICLE 8, SECTION 40-401, ARIZONA REVISED STATUTES, IT IS HEREIN REPORTED THAT THE GROSS OPERATING REVENUE OF SAID UTILITY DERIVED FROM ARIZONA INTRASTATE UTILITY OPERATIONS DURING THE CALENDAR YEAR WAS:

Arizona Intrastate Gross Operating Revenues Only (\$)

\$60,124

(The amount in the box above includes

\$3,457 in sales taxes
billed or collected)

Joanne Ellsworth
signature of owner/official

480-999-5247

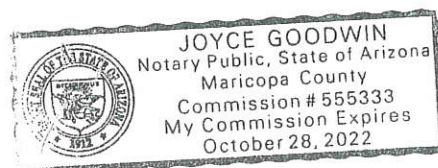
telephone no.

SUBSCRIBED AND SWORN TO BEFORE ME A NOTARY PUBLIC
IN AND FOR THE COUNTY

THIS 15th DAY OF MARICOPA
(county name)
April, 2021
(month) and (year)

MY COMMISSION EXPIRES

October 28, 2022
(date)



[Signature]
(signature of notary public)

Verification and Sworn Statement (Residential Revenue)

Verification:

State of Arizona I, the undersigned of the
(state name)

County of (county name): Maricopa
Name (owner or official) title: Joanne Ellsworth
Company name: Mirabell Water Company, Inc.

DO SAY THAT THIS ANNUAL UTILITY PROPERTY TAX AND SALES TAX REPORT TO THE ARIZONA CORPORATION COMMISSION.

FOR THE YEAR ENDING: 12/31/20

HAS BEEN PREPARED UNDER MY DIRECTION, FROM THE ORIGINAL BOOKS, PAPERS AND RECORDS OF SAID UTILITY; THAT I HAVE CAREFULLY EXAMINED THE SAME, AND DECLARE THE SAME TO BE A COMPLETE AND CORRECT STATEMENT OF BUSINESS AND AFFAIRS OF SAID UTILITY FOR THE PERIOD COVERED BY THIS REPORT IN RESPECT TO EACH AND EVERY MATTER AND THING SET FORTH, TO THE BEST OF MY KNOWLEDGE, INFORMATION AND BELIEF.

Sworn Statement: IN ACCORDANCE WITH THE REQUIREMENTS OF TITLE 40, ARTICLE 8, SECTION 40-401, ARIZONA REVISED STATUTES, IT IS HEREIN REPORTED THAT THE GROSS OPERATING REVENUE OF SAID UTILITY DERIVED FROM ARIZONA INTRASTATE UTILITY OPERATIONS RECEIVED FROM RESIDENTIAL CUSTOMERS DURING THE CALENDAR YEAR WAS:

Arizona Intrastate Gross Operating Revenues Only (\$)

\$60,124
(The amount in the box above includes
\$3,457 in sales taxes
billed or collected)

Joanne Ellsworth
signature of owner/official
480-999-5247
telephone no.

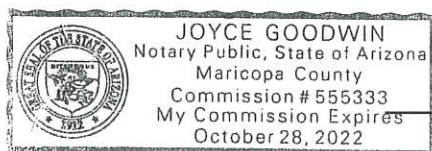
SUBSCRIBED AND SWORN TO BEFORE ME A NOTARY PUBLIC
IN AND FOR THE COUNTY

MARICOPA
(county name)

THIS 15th DAY OF April, 2021
(month) and (year)

MY COMMISSION EXPIRES

October 28, 2022
(date)



[Signature]
(signature of notary public)

Mirabell Water Company, Inc.
Annual Report
Gross-up Sharing Method for Income Tax Statement of Certification
12/31/20

Gross-up Sharing Method for Income Tax Statement of Certification

Verification:

State of Arizona I, the undersigned of the
(state name)

County of (county name): Maricopa
Name (owner or official) title: Joanne Ellsworth
Company name: Mirabell Water Company, Inc.

FOR THE YEAR ENDING: 12/31/20

Sworn Statement:

IN ACCORDANCE WITH THE REQUIREMENTS OF DECISION NO. 77084, BECAUSE THE UTILITY REQUIRES THE GROSS UP OF ADVANCES AND CONTRIBUTIONS, I HEREBY STATE THAT THE UTILITY HAS INCURRED OR IS EXPECTED TO INCUR A NET INCREASE IN CURRENT INCOME TAX EXPENSE OR A DECREASE IN DEFERRED TAX ASSET FOR A CARRY FORWARD ACCORDING TO GAAP IN AN AMOUNT EQUAL TO OR GREATER THAN THE AMOUNT OF THE REQUIRED GROSS UP PAID BY DEVELOPERS IN THE PERIOD COVERED BY THIS ANNUAL REPORT.

Joanne Ellsworth
signature of owner/official

480-999-5247
telephone no.

SUBSCRIBED AND SWORN TO BEFORE ME A NOTARY PUBLIC
IN AND FOR THE COUNTY

MARICOPA
(county name)

THIS 15th DAY OF April, 2021
(month) and (year)

MY COMMISSION EXPIRES October 28, 2022
(date)

(signature of notary public)

