

ANNUAL REPORT

Of

Company Name: **Montezuma Rimrock Water Company LLC**

3031 E. Beaver Creek Rd.

Mailing Address: **Rimrock AZ**
86335

Docket No.: **W-04254A**

For the Year Ended: **12/31/18**

RECEIVED
UTILITIES DIVISION
2019 MAR 19 A 8:04
ARIZONA CORPORATION
COMMISSION

WATER UTILITY

To

Arizona Corporation Commission

Due on April 15th

Email: rdelafuente@azcc.gov, mail or deliver the completed Annual Report to:

Arizona Corporation Commission
Compliance Section - Utilities Division
1200 West Washington Street
Phoenix, Arizona 85007

Application Type: **Original Filing**

Application Date: **3/19/2019**

4-1-19

ARIZONA CORPORATION COMMISSION
WATER UTILITY ANNUAL REPORT
Montezuma Rimrock Water Company LLC
A Class ☐ Utility

1. For the Calendar Year Ended: 12/31/18

2. Address:

3031 E. Beaver Creek Rd.			
City:	Rimrock	State:	Arizona
		Zip Code:	86335

3. Telephone Number:

928-592-9211

4. Date of Original Organization of Utility:

6/25/1905

5. Person to whom correspondence should be addressed concerning this report:

Name:

Patricia D. Olsen

Telephone No. :

928-300-3291

Address:

3031 E. Beaver Creek Rd.			
City:	Rimrock	State:	Arizona
		Zip Code:	86335

Email:

Patsy@MontezumaWater.com

6. On-Site Manager:

Name:

Patricia Olsen

Telephone No. :

928-300-3291

Address:

3031 E. Beaver Creek Rd.			
City:	Rimrock	State:	Arizona
		Zip Code:	86335

Email:

Patsy@MontezumaWater.com

7. Ownership:

Limited Liability Company ("LLC")

8. Counties Served:

Yavapai

Utility Plant in Service (Water)							
Account No.	Description	Beginning Year Original Cost	Current Year Additions	Current Year Retirements	Adjusted Original Cost	Accumulated Depreciation	OCLD (OC less AD)
301	Organization	\$0	\$0	\$0	\$0	\$0	\$0
302	Franchises	0	0	0	0	0	0
303	Land and Land Rights	0	0	0	0	0	0
304	Structures and Improvements	47,298	0	0	47,298	29,294	18,004
305	Collecting & Improving Reservoirs	0	0	0	0	0	0
306	Lake, River, Canal Intakes	0	0	0	0	0	0
307	Wells and Springs	41,510	0	0	41,510	30,883	10,627
308	Infiltration Galleries	0	0	0	0	0	0
309	Supply Mains	228	0	0	228	169	59
310	Power Generation Equipment	1,054	0	0	1,054	838	216
311	Pumping Equipment	44,264	0	0	44,264	44,264	0
320	Water Treatment Equipment	0	0	0	0	0	0
320.1	Water Treatment Plants	29,106	3,180	0	32,286	9,078	23,208
320.2	Solution Chemical Feeders	586	0	0	586	366	220
320.3	Point-of-Use Treatment Devices	0	0	0	0	0	0
330	Distribution Reservoirs and Standpipes	0	0	0	0	0	0
330.1	Storage Tanks	51,028	6,278	21,288	36,018	20,564	15,454
330.2	Pressure Tanks	30,000	763	0	30,763	2,019	28,744
331	Transmission and Distribution Mains	188,664	0	0	188,664	127,817	60,847
333	Services	11,415	0	0	11,415	8,150	3,265
334	Meters and Meter Installations	51,581	2,680	0	54,261	51,693	2,568
335	Hydrants	11,264	0	0	11,264	7,669	3,595
336	Backflow Prevention Devices	72	0	0	72	70	2
339	Other Plant and Misc. Equipment	11,228	0	0	11,228	11,228	0
340	Office Furniture and Equipment	3,009	0	0	3,009	3,009	0
340.1	Computer & Software	1,239	359	0	1,598	1,275	323
341	Transportation Equipment	0	0	0	0	0	0
342	Stores Equipment	0	0	0	0	0	0
343	Tools, Shop and Garage Equipment	14,766	1,638	0	16,404	14,807	1,597
344	Laboratory Equipment	0	0	0	0	0	0
345	Power Operated Equipment	1,848	0	0	1,848	1,848	0
346	Communication Equipment	0	0	0	0	0	0
347	Miscellaneous Equipment	0	0	0	0	0	0
348	Other Tangible Plant	16,280	1,018	0	17,298	16,535	764
	Totals	\$556,440	\$15,916	\$21,288	\$551,068	\$381,575	\$169,493

Instructions: Fill out the Grey Cells with the relevant information. Input 0 or none if there is nothing recorded in that account or there is no applicable information to report.

Montezuma Rimrock Water Company LLC
Annual Report
Depreciation Expense for the Current Year (Water)
12/31/18

Depreciation Expense for the Current Year (Water)								
Account No.	Description	Beginning Year Original Cost	Current Year Additions	Current Year Retirements	Adjusted Original Cost	Fully Depreciated/Non- depreciable Plant	Depreciation Percentages	Depreciation Expense
301	Organization	\$0	\$0	\$0	\$0	\$0	0.00%	\$0
302	Franchises	0	0	0	0	0	0.00%	0
303	Land and Land Rights	0	0	0	0	0	0.00%	0
304	Structures and Improvements	47,298	0	0	47,298	0	3.33%	1,575
305	Collecting & Improving Reservoirs	0	0	0	0	0	0.00%	0
306	Lake, River, Canal Intakes	0	0	0	0	0	0.00%	0
307	Wells and Springs	41,510	0	0	41,510	0	3.33%	1,382
308	Infiltration Galleries	0	0	0	0	0	0.00%	0
309	Supply Mains	228	0	0	228	0	2.00%	5
310	Power Generation Equipment	1,054	0	0	1,054	0	5.00%	53
311	Pumping Equipment	44,264	0	0	44,264	0	12.50%	5,533
320	Water Treatment Equipment	0	0	0	0	0	0.00%	0
320.1	Water Treatment Plants	29,106	3,180	0	32,286	0	3.33%	1,022
320.2	Solution Chemical Feeders	586	0	0	586	0	20.00%	117
320.3	Point-of-Use Treatment Devices	0	0	0	0	0	0.00%	0
330	Distribution Reservoirs and Standpipes	0	0	0	0	0	0.00%	0
330.1	Storage Tanks	51,028	6,278	21,288	36,018	0	2.22%	966
330.2	Pressure Tanks	30,000	763	0	30,763	0	5.00%	1,519
331	Transmission and Distribution Mains	188,664	0	0	188,664	0	0.00%	0
333	Services	11,415	0	0	11,415	0	3.33%	380
334	Meters and Meter Installations	51,581	2,680	0	54,261	51,581	8.33%	112
335	Hydrants	11,264	0	0	11,264	0	2.00%	225
336	Backflow Prevention Devices	72	0	0	72	0	6.67%	5
339	Other Plant and Misc. Equipment	11,228	0	0	11,228	11,228	6.67%	0
340	Office Furniture and Equipment	3,009	0	0	3,009	3,009	6.67%	0
340.1	Computer & Software	1,239	359	0	1,598	1,239	20.00%	36
341	Transportation Equipment	0	0	0	0	0	20.00%	0
342	Stores Equipment	0	0	0	0	0	0.00%	0
343	Tools, Shop and Garage Equipment	14,766	1,638	0	16,404	14,766	5.00%	41
344	Laboratory Equipment	0	0	0	0	0	0.00%	0
345	Power Operated Equipment	1,848	0	0	1,848	1,848	5.00%	0
346	Communication Equipment	0	0	0	0	0	0.00%	0
347	Miscellaneous Equipment	0	0	0	0	0	0.00%	0
348	Other Tangible Plant	16,280	1,018	0	17,298	16,280	50.00%	255
	Subtotal	\$556,440	\$15,916	\$21,288	\$551,068	\$99,951		\$13,225

Contribution(s) in Aid of Construction (Gross)	\$260,142
Less: Non Amortizable Contribution(s)	0
Fully Amortized Contribution(s)	0
Amortizable Contribution(s)	\$260,142
Times: Proposed Amortization Rate	2.93%
Amortization of CIAC	\$7,627

Less: Amortization of CIAC **\$7,627**

DEPRECIATION EXPENSE **\$5,599**

Instructions: Fill out the Grey Cells with the relevant information. Input 0 or none if there is nothing recorded in that account or there is no applicable information to report.

Montezuma Rimrock Water Company LLC
Annual Report
Balance Sheet Assets
12/31/18

Balance Sheet Assets				
	Assets		Balance at Beginning of Year (2018)	Balance at End of Year (2018)
Account No.	Current and Accrued Assets			
131	Cash		\$1,100	\$23
134	Working Funds		0	0
135	Temporary Cash Investments		0	0
141	Customer Accounts Receivable		10,719	12,240
146	Notes Receivable from Associated Companies		0	0
151	Plant Material and Supplies		0	0
162	Prepayments		4,400	0
174	Miscellaneous Current and Accrued Assets		0	0
	Total Current and Accrued Assets		\$16,219	\$12,263
Account No.	Fixed Assets			
101	Utility Plant in Service*		\$556,440	\$551,068
103	Property Held for Future Use		37,000	37,000
105	Construction Work in Progress		129,649	129,649
108	Accumulated Depreciation (enter as negative)*		(367,445)	(381,575)
121	Non-Utility Property		0	0
122	Accumulated Depreciation - Non Utility		0	0
	Total Fixed Assets		\$355,644	\$336,142
	Total Assets		\$371,863	\$348,405

Instructions: Fill out the Grey Cells with the relevant information. Input 0 or none if there is nothing recorded in that account or there is no applicable information to report.

*Note these items feed automatically from AR3 UPIS Page 3

Montezuma Rimrock Water Company LLC
Annual Report
Balance Sheet Liabilities and Owners Equity

Balance Sheet Liabilities and Owners Equity				
	Liabilities		Balance at Beginning of Year (2018)	Balance at End of Year (2018)
Account No.	Current Liabilities			
231	Accounts Payable		\$11,000	\$257,819
232	Notes Payable (Current Portion)		0	0
234	Notes Payable to Associated Companies		0	0
235	Customer Deposits		11,084	9,695
236	Accrued Taxes		0	0
237	Accrued Interest		0	0
242	Miscellaneous Current and Accrued Liabilities		0	14,831
	Total Current Liabilities		\$22,084	\$282,345
	Long Term Debt			
224	Long Term Debt (Notes and Bonds)		\$0	\$0
	Deferred Credits			
251	Unamortized Premium on Debt		\$0	\$0
252	Advances in Aid of Construction		0	0
255	Accumulated Deferred Investment Tax Credits		0	0
271	Contributions in Aid of Construction		260,142	260,142
272	Less: Amortization of Contributions		(13,288)	(20,915)
281	Accumulated Deferred Income Tax		0	0
	Total Deferred Credits		\$246,854	\$239,227
	Total Liabilities		\$268,938	\$521,572
	Capital Accounts			
201	Common Stock Issued		\$0	\$0
211	Other Paid-In Capital		0	0
215	Retained Earnings		34,719	(173,167)
218	Proprietary Capital (Sole Props and Partnerships)		68,206	0
	Total Capital		\$102,925	(\$173,167)
	Total Liabilities and Capital		\$371,863	\$348,405

Instructions: Fill out the Grey Cells with the relevant information. Input 0 or none if there is nothing recorded in that account or there is no applicable information to report.

Note: Total liabilities and Capital must match total assets for the beginning and end of the year!

Montezuma Rimrock Water Company LLC
Annual Report
Water Comparative Income Statement
12/31/18

Water Comparative Income Statement			
Account No.	Calendar Year	Current Year 01/01/2018 - 12/31/2018	Last Year 01/01/2017 - 12/31/2017
	Operating Revenue		
461	Metered Water Revenue	\$146,373	\$142,555
460	Unmetered Water Revenue	0	0
462	Fire Protection Revenue	0	0
469	Guaranteed Revenues (Surcharges)	0	0
471	Miscellaneous Service Revenues	0	0
474	Other Water Revenue	(75)	0
	Total Revenues	\$146,298	\$142,555
	Operating Expenses		
601	Salaries and Wages	\$11,370	\$300
604	Employee Pensions and Benefits	5,405	2,823
610	Purchased Water	0	0
615	Purchased Power	6,317	6,593
618	Chemicals	1,407	1,607
620	Materials and Supplies	12,742	8,640
620.1	Repairs and Maintenance	0	0
620.2	Office Supplies and Expense	12,055	11,127
630	Contractual Services	0	350
631	Contractual Services -Engineering	17,502	17,979
632	Contractual Services - Accounting	587	0
633	Contractual Services - Legal	0	0
634	Contractual Services - Management Fees	0	0
635	Contractual Services - Water Testing	725	0
636	Contractual Services - Other	15,921	17,924
640	Rents	0	0
641	Rental of Building/Real Property	8,175	8,500
642	Rental of Equipment	0	0
650	Transportation Expenses	7,601	7,845
657	Insurance - General Liability	4,962	6,522
657.1	Insurance - Health and Life	0	0
665	Regulatory Commission Expense - Rate	7,902	15,711
670	Bad Debt Expense	0	1,245
675	Miscellaneous Expense	3,792	3,091
403	Depreciation Expense (From Schedule AR4)	5,599	8,000
408	Taxes Other Than Income	0	8,756
408.11	Property Taxes	6,022	6,766
409	Income Taxes	0	0
427.1	Customer Security Deposit Interest	0	0
	Total Operating Expenses	\$128,084	\$133,779
	Operating Income / (Loss)	\$18,214	\$8,776
	Other Income / (Expense)		
419	Interest and Dividend Income	\$0	\$1
421	Non-Utility Income		0
426	Miscellaneous Non-Utility (Expense)		0
427	Interest (Expense)		0
	Total Other Income / (Expense)	\$0	\$1
	Net Income / (Loss)	\$18,214	\$8,777

Instructions: Fill out the Grey Cells with the relevant information. Input 0 or none if there is nothing recorded in that account or there is no applicable information to report.

Montezuma Rimrock Water Company LLC
 Annual Report
 Full time equivalent employees
 12/31/18

Full time equivalent employees

	Direct Company	Outside service	Total
President	0.0	0.0	0.0
Vice-president	0.0	0.0	0.0
Manager	1.0	0.0	1.0
Engineering Staff	0.0	1.0	1.0
System Operator(s)	1.0	0.0	1.0
Meter reader	1.0	1.0	2.0
Customer Service	1.0	1.0	2.0
Accounting	1.0	1.0	2.0
Business Office	2.0	0.0	2.0
Rates Department	0.0	0.0	0.0
Administrative Staff	1.0	0.0	1.0
Other	0.0	1.0	1.0
Total	8.0	5.0	13.0

Instructions: Fill out the Grey Cells with the relevant information. Input 0 or none if there is nothing recorded in that account or there is no applicable information to report. A full-time employee is based on 2080 total hours per year. Please calculate partial employees using 2080 hours.

Montezuma Rimrock Water Company LLC
Annual Report
Supplemental Financial Data (Long-Term Debt)
12/31/18

Supplemental Financial Data (Long-Term Debt)				
	Loan #1	Loan #2	Loan #3	Loan #4
Date Issued	1/0/1900	1/0/1900	1/0/1900	1/0/1900
Source of Loan	0	0	0	0
ACC Decision No.	0	0	0	0
Reason for Loan	0	0	0	0
Dollar Amt. Issued	\$0	\$0	\$0	\$0
Amount Outstanding	\$0	\$0	\$0	\$0
Date of Maturity	1/0/1900	1/0/1900	1/0/1900	1/0/1900
Interest Rate	0.00%	0.00%	0.00%	0.00%
Current Year Interest	\$0	\$0	\$0	\$0
Current Year Principal	\$0	\$0	\$0	\$0

Meter Deposit Balance at Test Year End:	\$9,695
---	---------

Meter Deposits Refunded During the Test Year:	\$2,764
---	---------

List all bonds, notes, loans, and other types of indebtedness in which the proceeds were used in the provision of public utility service. Indebtedness incurred for personal uses by the owner of the utility should not be listed. Input 0 or none if there is nothing to report for that cell.

Well and Water Usage

[illegible]

Name of system water delivered to:	MONTEZUMA RIMROCK WC, LLC	
ADWR PCC Number:	91-000648.0000	
Source of water delivered to another system	Ground Water	

Name of system water received from:	MONTEZUMA RIMROCK WC, LLC	
ADWR PCC Number:	91-00064.0000	
Source of water received	Ground Water	
Well registry 55# (55-XXXXXX):	55-621604	

Month	Water withdrawn (acre ft) ¹	Water sold (acre ft) ²	Water delivered (sold) to other systems (acre ft) ³	Water received (purchased) from other systems (acre ft) ⁴	Estimated authorized use (acre ft) ⁵	Purchased Power Expense ⁶	Purchased Power (kW/h) ⁷
January	2	2	0	0	0	\$614	NA
February	3	3	0	0	0	573	NA
March	3	2	0	0	0	485	NA
April	3	3	0	0	0	473	NA
May	3	3	0	0	0	530	NA
June	4	4	0	0	0	534	NA
July	3	3	0	0	0	571	NA
August	3	3	0	0	0	583	NA
September	3	3	0	0	0	537	NA
October	3	3	0	0	0	505	NA
November	3	2	0	0	0	444	NA
December	2	2	0	0	0	468	NA
Totals	36	33	0	0	0	\$6,317	0

If applicable, in the space below please provide a description for all un-metered water use along with amounts:

Main Breaks - 60,000 gallons; Storage tank leaks - 60,000 gallons; Water Loss from Old Meters 96,000 gallons

Instructions: Fill out the Grey Cells with the relevant information. Input 0 or none if there is nothing recorded in that account or there is no applicable information to report.

- | | |
|---|---|
| 2 | Water withdrawn - Total acre feet of water withdrawn from pumped sources. |
| 3 | Water sold - Total acre feet from customer meters, and other sales such as construction water. |
| 4 | Water delivered (sold) to other systems - Total acre feet of water delivered to other systems. |
| 4 | Water received (purchased) from other systems - Total acre feet of water purchased/received from other systems. |
| 5 | Estimated authorized use - Total estimated acre feet from authorized metered or unmetered use. Authorized uses such as flushing (mains, services and hydrants) draining/cleaning tanks, process, construction, fire fighting, etc. Non-authorized use (real losses) are service line breaks and leaks, water main breaks, meter inaccuracies and theft. |
| 6 | Enter the total purchased power costs for the power meters associated with this system. |
| 7 | Enter the total purchased kWh used by the power meters associated with this system. |

Water Utility Plant Description

Name of the System:	MONTEZUMA RIMROCK WC, LLC	
ADEQ Public Water System Number:	AZ0413071	
ADWR PCC Number:	91-000648.0000	

MAINS		
Sizes (inches)	Material	Length (feet)
2.00	PVC 40	733
3.00	NA	0
4.00	PVC 40	1,670
5.00	na	0
6.00	PVC 40	13,233
8.00	NA	0
10.00	NA	0
12.00	NA	0
NA	NA	0
NA	NA	0
NA	NA	0
NA	NA	0
NA	NA	0
NA	NA	0

SERVICE LINES	
Material	Percent of system
PVC	100%
NA	0%
NA	0%
NA	0%
NA	0%

CUSTOMER METERS	
Size (inches)	Quantity
5/8 X 3/4	204
0.75	21
1	1
NA	0
NA	0
NA	0
NA	0
NA	0
NA	0
NA	0
NA	0
NA	0
NA	0
NA	0
NA	0
NA	0
NA	0

BOOSTER PUMPS		
Horsepower	GPM	Quantity
7.5	25	3
5	15	1
0	0	0
0	0	0

FIRE HYDRANTS	
Type	Quantity
Standard *	3
Other	1

STORAGE TANKS		
Capacity (gallons)	Material	Quantity
5,000	poly	8
0	0	0
0	0	0
0	0	0
0	0	0
0	0	0
0	0	0

PRESSURE/BLADDER TANKS		
Capacity (gallons)	Material	Quantity
8,000	steel	1
2,000	steel	1
0	0	0
0	0	0
0	0	0
0	0	0
0	0	0

Instructions: Fill out the Grey Cells with the relevant information. Input 0 or none if there is nothing recorded in that account or there is no applicable information to report. Copy and paste this sheet as many times as is necessary.

* A standard fire hydrant has two 2.5 inch hose connection nozzles with 7.5 threads per inch, and one 4.5 inch pumper connection nozzle with 4 threads per inch.

Water Utility Plant Description (Continued)
--

For the following three items, list the utility owned assets in each category for each system.

TREATMENT EQUIPMENT:	hypochlorinator; arsenic treatment system
STRUCTURES:	10x20 arsenic treatment facility building; 8 x 10 supply shed
OTHER:	NA

Instructions: Fill out the Grey Cells with the relevant information. Input 0 or none if there is nothing recorded in that account or there is no applicable information to report. Copy and paste this sheet as many times as is necessary.

Customer and Other Information	
Name of the System:	MONTEZUMA RIMROCK WC, LLC
ADEQ Public Water System Number:	AZ0413071
ADWR PCC Number:	91-000648.0000

Month	Number of Customers				
	Single-Family	Multi-Family	Commercial	Turf/Irrigation	Other Non-Residential
January	214	6	1	0	0
February	213	6	1	0	0
March	213	6	1	0	0
April	213	6	1	0	0
May	215	6	1	0	0
June	214	6	1	0	0
July	216	6	1	0	0
August	217	6	1	0	0
September	218	6	1	0	0
October	218	6	1	0	0
November	216	6	1	0	0
December	218	6	1	0	0

If the system has fire hydrants, what is the fire flow requirements? GPM for hrs.

Does the system have chlorination treatment?

Does the Company have an ADWR Gallons Per Capita Per Day (GPCPD) requirement?

If yes, provide the GPCPD amount:

Is the Water Utility located in an ADWR Active Management Area (AMA)?

If yes, which AMA?

Instructions: Fill out the Grey Cells with the relevant information. Input 0 or none if there is nothing recorded in that account or there is no applicable information to report. Copy and paste this sheet as many times as is necessary.

Montezuma Rimrock Water Company LLC
Annual Report
Property Taxes
12/31/18

Property Taxes	
----------------	--

Amount of actual property taxes paid during Calendar Year 2018 was
--

\$5,725

If no property taxes paid, explain why.

NA

Instructions: Fill out the Grey Cells with the relevant information. Input 0 or none if there is nothing recorded in that account or there is no applicable information to report.

Verification and Sworn Statement (Taxes)

Verification: State of Arizona I, the undersigned of the
(state name)

County of (county name): Yavapai
Name (owner or official) title: Patricia D Olsen, Manager
Company name: Montezuma Rimrock Water Company LLC

DO SAY THAT THIS ANNUAL UTILITY PROPERTY TAX AND SALES TAX REPORT TO THE ARIZONA CORPORATION COMMISSION.

FOR THE YEAR ENDING: 12/31/18

HAS BEEN PREPARED UNDER MY DIRECTION, FROM THE ORIGINAL BOOKS, PAPERS AND RECORDS OF SAID UTILITY; THAT I HAVE CAREFULLY EXAMINED THE SAME, AND DECLARE THE SAME TO BE A COMPLETE AND CORRECT STATEMENT OF BUSINESS AND AFFAIRS OF SAID UTILITY FOR THE PERIOD COVERED BY THIS REPORT IN RESPECT TO EACH AND EVERY MATTER AND THING SET FORTH, TO THE BEST OF MY KNOWLEDGE, INFORMATION AND BELIEF.

Sworn Statement: I HEREBY ATTEST THAT ALL PROPERTY TAXES FOR SAID COMPANY ARE CURRENT AND PAID IN FULL.

I HEREBY ATTEST THAT ALL SALES TAXES FOR SAID COMPANY ARE CURRENT AND PAID IN FULL.

RECEIVED
UTILITIES DIVISION
2019 MAR 19 A 8:04
ARIZONA CORPORATION
COMMISSION


signature of owner/official

928-300-3291
telephone no.

SUBSCRIBED AND SWORN TO BEFORE ME A NOTARY PUBLIC
IN AND FOR THE COUNTY

THIS

14th


DAY OF

Coconino
(county name)

March 2019
(month) and (year)

MY COMMISSION EXPIRES

May 18, 2022
(date)




(signature of notary public)

Verification and Sworn Statement

RECEIVED

Verification:

State of Arizona I, the undersigned of the
(state name)

County of (county name): Yavapai

Name (owner or official) title: Patricia D Olsen, Manager

Company name: Montezuma Rimrock Water Company LLC

MAR 26 2019
ARIZONA CORP COMMISSION
UTILITIES DIVISION - DIRECTOR'S OFFICE

DO SAY THAT THIS ANNUAL UTILITY PROPERTY TAX AND SALES TAX REPORT TO THE ARIZONA CORPORATION COMMISSION.

FOR THE YEAR ENDING: 12/31/18

HAS BEEN PREPARED UNDER MY DIRECTION, FROM THE ORIGINAL BOOKS, PAPERS AND RECORDS OF SAID UTILITY; THAT I HAVE CAREFULLY EXAMINED THE SAME, AND DECLARE THE SAME TO BE A COMPLETE AND CORRECT STATEMENT OF BUSINESS AND AFFAIRS OF SAID UTILITY FOR THE PERIOD COVERED BY THIS REPORT IN RESPECT TO EACH AND EVERY MATTER AND THING SET FORTH, TO THE BEST OF MY KNOWLEDGE, INFORMATION AND BELIEF.


Sworn Statement: IN ACCORDANCE WITH THE REQUIREMENTS OF TITLE 40, ARTICLE 8, SECTION 40-401, ARIZONA REVISED STATUTES, IT IS HEREIN REPORTED THAT THE GROSS OPERATING REVENUE OF SAID UTILITY DERIVED FROM ARIZONA INTRASTATE UTILITY OPERATIONS DURING THE CALENDAR YEAR WAS:

Arizona Intrastate Gross Operating Revenues Only (\$)

\$155,484

(The amount in the box above includes

\$9,111 in sales taxes
billed or collected)



signature of owner/official

928-300-3291

telephone no.

SUBSCRIBED AND SWORN TO BEFORE ME A NOTARY PUBLIC
IN AND FOR THE COUNTY

Coconino

(county name)

THIS

14th

DAY OF

March 2019
(month) and (year)

MY COMMISSION EXPIRES

May 18, 2022
(date)




(signature of notary public)

Verification and Sworn Statement (Residential Revenue)

Verification:

State of Arizona I, the undersigned of the
(state name)

County of (county name):

Yavapai

Name (owner or official) title:

Patricia D Olsen, Manager

Company name:

Montezuma Rimrock Water Company LLC

RECEIVED

MAR 26 2019

ARIZONA CORP COMMISSION
UTILITIES DIVISION - DIRECTOR'S OFFICE

DO SAY THAT THIS ANNUAL UTILITY PROPERTY TAX AND SALES TAX REPORT TO THE ARIZONA CORPORATION COMMISSION.

FOR THE YEAR ENDING: 12/31/18

HAS BEEN PREPARED UNDER MY DIRECTION, FROM THE ORIGINAL BOOKS, PAPERS AND RECORDS OF SAID UTILITY; THAT I HAVE CAREFULLY EXAMINED THE SAME, AND DECLARE THE SAME TO BE A COMPLETE AND CORRECT STATEMENT OF BUSINESS AND AFFAIRS OF SAID UTILITY FOR THE PERIOD COVERED BY THIS REPORT IN RESPECT TO EACH AND EVERY MATTER AND THING SET FORTH, TO THE BEST OF MY KNOWLEDGE, INFORMATION AND BELIEF.

Sworn Statement: IN ACCORDANCE WITH THE REQUIREMENTS OF TITLE 40, ARTICLE 8, SECTION 40-401, ARIZONA REVISED STATUTES, IT IS HEREIN REPORTED THAT THE GROSS OPERATING REVENUE OF SAID UTILITY DERIVED FROM ARIZONA INTRASTATE UTILITY OPERATIONS RECEIVED FROM RESIDENTIAL CUSTOMERS DURING THE CALENDAR YEAR WAS:

Arizona Intrastate Gross Operating Revenues Only (\$)

\$155,484

(The amount in the box above includes

\$9,111 in sales taxes
billed or collected)



signature of owner/official

928-300-3291

telephone no.

SUBSCRIBED AND SWORN TO BEFORE ME A NOTARY PUBLIC
IN AND FOR THE COUNTY

Coconino
(county name)

THIS


14th

DAY OF

March 2019
(month) and (year)

MY COMMISSION EXPIRES

May 18, 2022
(date)




(signature of notary public)