

**ANNUAL REPORT**

Of

Company Name: Montezuma Rimrock Water Company LLC  
3031 E. Beaver Creek Rd.

Mailing Address: Rimrock AZ  
86335

Docket No.: W-04254A  
For the Year Ended: 12/31/22

**RECEIVED  
BY EMAIL**

**3/27/2023, 9:12 AM**

**ARIZONA CORPORATION COMMISSION  
UTILITIES DIVISION**

**WATER UTILITY**

To

Arizona Corporation Commission

**Due on April 15th**

Email: [Util-Compliance@azcc.gov](mailto:Util-Compliance@azcc.gov), mail or deliver the completed Annual Report to:

Arizona Corporation Commission  
Compliance Section - Utilities Division  
1200 West Washington Street  
Phoenix, Arizona 85007

Application Type: Original Filing

Application Date: 3/27/2023

ARIZONA CORPORATION COMMISSION  
WATER UTILITY ANNUAL REPORT  
Montezuma Rimrock Water Company LLC  
A Class ☐ Utility

For the Calendar Year Ended: 12/31/22

Primary Address: 

3031 E Beaver Creek Rd
City: Rimrock State: Arizona Zip Code: 86335

Telephone Number: 

928-592-9211
--------------

Date of Original Organization of Utility: 

6/25/1905
-----------

Person to whom correspondence should be addressed concerning this report:

Name: 

Patricia Olsen
----------------

  
Telephone No. : 

928-300-3291
--------------

  
Address: 

3031 E Beaver Creek Rd
City: Rimrock State: Arizona Zip Code: 86335

  
Email: 

<a href="mailto:patsy@montezumawater.com">patsy@montezumawater.com</a>
--

Management Contact  
Name: 

Patricia Olsen
----------------

  
Telephone No. : 

928-300-3291
--------------

  
Address: 

3031 E Beaver Creek Rd
City: Rimrock State: Arizona Zip Code: 86335

  
Email: 

<a href="mailto:patsy@montezumawater.com">patsy@montezumawater.com</a>
--

Regulatory and On-Site Manager Contact  
Name: 

Patricia Olsen
----------------

  
Telephone No. : 

928-300-3291
--------------

  
Address: 

3031 E Beaver Creek Rd
City: Rimrock State: Arizona Zip Code: 86335

  
Email: 

<a href="mailto:patsy@montezumawater.com">patsy@montezumawater.com</a>
--

Statutory Agent  
Name: 

Patricia Olsen
----------------

  
Telephone No. : 

928-300-3291
--------------

  
Address: 

3031 E Beaver Creek Rd
City: Rimrock State: Arizona Zip Code: 86335

  
Email: 

<a href="mailto:patsy@montezumawater.com">patsy@montezumawater.com</a>
--

Owner  
Name: 

Patricia Olsen
----------------

  
Telephone No. : 

928-300-3291
--------------

  
Address: 

3031 E Beaver Creek Rd
City: Rimrock State: Arizona Zip Code: 86335

  
Email: 

<a href="mailto:patsy@montezumawater.com">patsy@montezumawater.com</a>
--

Ownership: 

Limited Liability Company ("LLC")
-----------------------------------

Counties Served: 

Yavapai
---------

ARIZONA CORPORATION COMMISSION  
WATER UTILITY ANNUAL REPORT  
Montezuma Rimrock Water Company LLC

Important changes during the year	
-----------------------------------	--

No	For those companies not subject to the affiliated interest rules, has there been a change in ownership or direct control during the year?
	If yes, please provide specific details in the box below.
	N/A

No	Has the company been notified by any other regulatory authorities during the year, that they are out of compliance?
	If yes, please provide specific details in the box below.
	N/A

Utility Plant in Service (Water)							
Account No.	Description	Beginning Year Original Cost	Current Year Additions	Current Year Retirements	Adjusted Original Cost	Accumulated Depreciation	OCLD (OC less AD)
301	Organization	\$0	\$0	\$0	\$0	\$0	\$0
302	Franchises	0	0	0	0	0	0
303	Land and Land Rights	37,000	10	0	37,010	0	37,010
304	Structures and Improvements	48,507	0	0	48,507	36,324	12,183
305	Collecting & Improving Reservoirs	0	0	0	0	0	0
306	Lake, River, Canal Intakes	0	0	0	0	0	0
307	Wells and Springs	108,829	1,000	0	109,829	40,012	69,817
308	Infiltration Galleries	0	0	0	0	0	0
309	Supply Mains	2,433	0	0	2,433	243	2,190
310	Power Generation Equipment	1,054	0	0	1,054	1,054	0
311	Pumping Equipment	45,871	12,797	0	58,668	53,204	5,464
320	Water Treatment Equipment	0	0	0	0	0	0
320.1	Water Treatment Plants	32,286	0	0	32,286	14,348	17,938
320.2	Solution Chemical Feeders	16,483	1,469	0	17,952	8,653	9,299
320.3	Point-of-Use Treatment Devices	0	0	0	0	0	0
330	Distribution Reservoirs and Standpipes	0	0	0	0	0	0
330.1	Storage Tanks	88,853	0	0	88,853	50,192	38,661
330.2	Pressure Tanks	30,763	0	0	30,763	8,422	22,341
331	Transmission and Distribution Mains	261,245	1,375	0	262,620	136,933	125,687
333	Services	28,425	807	0	29,232	10,852	18,380
334	Meters and Meter Installations	80,148	3,080	0	83,228	80,758	2,470
335	Hydrants	11,264	4	0	11,268	8,045	3,223
336	Backflow Prevention Devices	72	0	0	72	72	0
339	Other Plant and Misc. Equipment	11,228	0	0	11,228	11,228	0
340	Office Furniture and Equipment	3,009	1	0	3,010	3,009	1
340.1	Computer & Software	2,829	0	0	2,829	2,606	223
341	Transportation Equipment	0	0	0	0	0	0
342	Stores Equipment	0	0	0	0	0	0
343	Tools, Shop and Garage Equipment	21,388	946	0	22,334	16,407	5,927
344	Laboratory Equipment	0	0	0	0	0	0
345	Power Operated Equipment	1,848	0	0	1,848	1,848	0
346	Communication Equipment	0	0	0	0	0	0
347	Miscellaneous Equipment	0	0	0	0	0	0
348	Other Tangible Plant	20,235	197	0	20,432	20,432	(0)
	<b>Totals</b>	<b>\$853,770</b>	<b>\$21,685</b>	<b>\$0</b>	<b>\$875,455</b>	<b>\$504,642</b>	<b>\$370,813</b>

Depreciation Expense for the Current Year (Water)									
Account No.	Description	Beginning Year Original Cost	Current Year Additions	Current Year Retirements	Adjusted Original Cost	Fully Depreciated/Non- depreciable Plant	Depreciable Plant	Depreciation Percentages	Depreciation Expense
301	Organization	\$0	\$0	\$0	\$0	\$0	\$0	0.00%	\$0
302	Franchises	0	0	0	0	0	0	0.00%	0
303	Land and Land Rights	37,000	10	0	37,010	0	37,010	0.00%	0
304	Structures and Improvements	48,507	0	0	48,507	0	48,507	3.33%	1,615
305	Collecting & Improving Reservoirs	0	0	0	0	0	0	0.00%	0
306	Lake, River, Canal Intakes	0	0	0	0	0	0	0.00%	0
307	Wells and Springs	108,829	1,000	0	109,829	0	109,829	3.33%	3,641
308	Infiltration Galleries	0	0	0	0	0	0	0.00%	0
309	Supply Mains	2,433	0	0	2,433	0	2,433	2.00%	49
310	Power Generation Equipment	1,054	0	0	1,054	1,054	0	5.00%	0
311	Pumping Equipment	45,871	12,797	0	58,668	0	58,668	12.50%	6,534
320	Water Treatment Equipment	0	0	0	0	0	0	0.00%	0
320.1	Water Treatment Plants	32,286	0	0	32,286	0	32,286	3.33%	1,075
320.2	Solution Chemical Feeders	16,483	1,469	0	17,952	0	17,952	20.00%	3,443
320.3	Point-of-Use Treatment Devices	0	0	0	0	0	0	0.00%	0
330	Distribution Reservoirs and Standpipes	0	0	0	0	0	0	0.00%	0
330.1	Storage Tanks	88,853	0	0	88,853	0	88,853	2.22%	1,973
330.2	Pressure Tanks	30,763	0	0	30,763	0	30,763	5.00%	1,538
331	Transmission and Distribution Mains	261,245	1,375	0	262,620	0	262,620	2.00%	5,239
333	Services	28,425	807	0	29,232	0	29,232	3.33%	960
334	Meters and Meter Installations	80,148	3,080	0	83,228	0	83,228	8.33%	6,805
335	Hydrants	11,264	4	0	11,268	0	11,268	2.00%	225
336	Backflow Prevention Devices	72	0	0	72	72	0	6.67%	0
339	Other Plant and Misc. Equipment	11,228	0	0	11,228	11,228	0	6.67%	0
340	Office Furniture and Equipment	3,009	1	0	3,010	3,010	0	6.67%	(0)
340.1	Computer & Software	2,829	0	0	2,829	0	2,829	20.00%	223
341	Transportation Equipment	0	0	0	0	0	0	0.00%	0
342	Stores Equipment	0	0	0	0	0	0	0.00%	0
343	Tools, Shop and Garage Equipment	21,388	946	0	22,334	0	22,334	5.00%	1,093
344	Laboratory Equipment	0	0	0	0	0	0	0.00%	0
345	Power Operated Equipment	1,848	0	0	1,848	1,848	0	5.00%	0
346	Communication Equipment	0	0	0	0	0	0	0.00%	0
347	Miscellaneous Equipment	0	0	0	0	0	0	0.00%	0
348	Other Tangible Plant	20,235	197	0	20,432	0	20,432	50.00%	10,167
	<b>Subtotal</b>	<b>\$853,770</b>	<b>\$21,685</b>	<b>\$0</b>	<b>\$875,455</b>	<b>\$17,212</b>	<b>\$858,243</b>		<b>\$44,579</b>

Contribution(s) in Aid of Construction (Gross)	\$296,142
Less: Non Amortizable Contribution(s)	3,600
Fully Amortized Contribution(s)	0
Amortizable Contribution(s)	<b>\$292,542</b>
Times: Proposed Amortization Rate	5.19%
<b>Amortization of CIAC</b>	<b>\$15,195</b>

Less: Amortization of CIAC **\$15,195**

**DEPRECIATION EXPENSE** **\$29,384**

Montezuma Rimrock Water Company LLC  
Annual Report  
Balance Sheet Assets  
12/31/22

Balance Sheet Assets				
	Assets		Balance at Beginning of Year (2022)	Balance at End of Year (2022)
Account No.	<b>Current and Accrued Assets</b>			
131	Cash		\$8,695	\$11,780
134	Working Funds		0	0
135	Temporary Cash Investments		0	0
141	Customer Accounts Receivable		0	0
146	Notes Receivable from Associated Companies		0	0
151	Plant Material and Supplies		44	44
162	Prepayments		0	0
174	Miscellaneous Current and Accrued Assets		0	0
	<b>Total Current and Accrued Assets</b>		<b>\$8,739</b>	<b>\$11,824</b>
Account No.	<b>Fixed Assets</b>			
101	Utility Plant in Service*		\$835,770	\$875,455
103	Property Held for Future Use		9,615	9,615
105	Construction Work in Progress		15,000	15,000
108	Accumulated Depreciation (enter as negative)*		(469,051)	(504,642)
121	Non-Utility Property		0	0
122	Accumulated Depreciation - Non Utility		0	0
	<b>Total Fixed Assets</b>		<b>\$391,334</b>	<b>\$395,428</b>
	<b>Total Assets</b>		<b>\$400,073</b>	<b>\$407,252</b>

\*Note these items feed automatically from AR3 UPIS Page 4

Montezuma Rimrock Water Company LLC  
Annual Report  
Balance Sheet Liabilities and Owners Equity

Balance Sheet Liabilities and Owners Equity				
	Liabilities		Balance at Beginning of Year (2022)	Balance at End of Year (2022)
Account No.	Current Liabilities			
231	Accounts Payable		\$100,589	\$76,634
232	Notes Payable (Current Portion)		0	0
234	Notes Payable to Associated Companies		0	0
235	Customer Deposits		7,979	7,784
236	Accrued Taxes		0	(32,876)
237	Accrued Interest		0	1
242	Miscellaneous Current and Accrued Liabilities		0	0
	<b>Total Current Liabilities</b>		<b>\$108,567</b>	<b>\$51,542</b>
	Long Term Debt			
224	Long Term Debt (Notes and Bonds)		\$0	\$0
	Deferred Credits			
251	Unamortized Premium on Debt		\$0	\$0
252	Advances in Aid of Construction		0	0
255	Accumulated Deferred Investment Tax Credits		0	0
271	Contributions in Aid of Construction		289,534	298,033
272	Less: Amortization of Contributions		(41,593)	(51,563)
281	Accumulated Deferred Income Tax		0	0
	<b>Total Deferred Credits</b>		<b>\$247,941</b>	<b>\$246,470</b>
	<b>Total Liabilities</b>		<b>\$356,508</b>	<b>\$298,012</b>
	Capital Accounts			
201	Common Stock Issued		\$0	\$0
211	Other Paid-In Capital		0	0
215	Retained Earnings		43,565	9,310
218	Proprietary Capital (Sole Props and Partnerships)		0	99,930
	<b>Total Capital</b>		<b>\$43,565</b>	<b>\$109,240</b>
	<b>Total Liabilities and Capital</b>		<b>\$400,073</b>	<b>\$407,252</b>

**Note: Total liabilities and Capital must match total assets for the beginning and end of the year!**

Montezuma Rimrock Water Company LLC  
Annual Report  
Water Comparative Income Statement  
12/31/22

<b>Water Comparative Income Statement</b>			
Account No.	Calendar Year	Current Year 01/01/2022 - 12/31/2022	Last Year 01/01/2021 - 12/31/2021
	<b>Operating Revenue</b>		
461	Metered Water Revenue	\$176,621	\$170,927
460	Unmetered Water Revenue	0	0
462	Fire Protection Revenue	0	0
469	Guaranteed Revenues (Surcharges)	0	0
471	Miscellaneous Service Revenues	0	0
474	Other Water Revenue	0	40
	<b>Total Revenues</b>	<b>\$176,621</b>	<b>\$170,967</b>
	<b>Operating Expenses</b>		
601	Salaries and Wages	\$10,660	\$9,010
604	Employee Pensions and Benefits	2,506	961
610	Purchased Water	0	0
615	Purchased Power	9,297	7,267
618	Chemicals	0	1,135
620	Materials and Supplies	21,724	12,919
620.1	Repairs and Maintenance	8,739	7,170
620.2	Office Supplies and Expense	18,704	17,629
630	Contractual Services	30	0
631	Contractual Services - Engineering	450	0
632	Contractual Services - Accounting	400	0
633	Contractual Services - Legal	0	0
634	Contractual Services - Management Fees	88	0
635	Contractual Services - Water Testing	1,351	1,403
636	Contractual Services - Other	20,400	25,241
640	Rents	3,300	2,250
641	Rental of Building/Real Property	8,800	9,600
642	Rental of Equipment	3,300	0
650	Transportation Expenses	16,412	11,200
657	Insurance - General Liability	3,585	3,219
657.1	Insurance - Health and Life	3,088	3,989
665	Regulatory Commission Expense - Rate	1,500	1,575
670	Bad Debt Expense	508	2,760
675	Miscellaneous Expense	5,695	5,716
403	Depreciation Expense (From Schedule AR4)	29,384	12,178
408	Taxes Other Than Income	550	0
408.11	Property Taxes	6,841	6,747
409	Income Taxes	0	0
427.1	Customer Security Deposit Interest	0	0
	<b>Total Operating Expenses</b>	<b>\$177,313</b>	<b>\$141,968</b>
	<b>Operating Income / (Loss)</b>	<b>(\$692)</b>	<b>\$28,999</b>
	<b>Other Income / (Expense)</b>		
419	Interest and Dividend Income	\$2	\$2
421	Non-Utility Income	0	0
426	Miscellaneous Non-Utility (Expense)	1,799	100
427	Interest (Expense)	0	0
	<b>Total Other Income / (Expense)</b>	<b>\$1,801</b>	<b>\$102</b>
	<b>Net Income / (Loss)</b>	<b>\$1,109</b>	<b>\$29,101</b>



**Full time equivalent employees**

	Direct Company	Allocated	Outside service	Total
President	N/a	0.0	0.0	0.0
Vice-president	n/a	0.0	0.0	0.0
Manager	1.0	0.0	0.0	1.0
Engineering Staff	0.0	0.0	0.0	0.0
System Operator(s)	2.0	0.0	1.0	3.0
Meter reader	1.0	0.0	1.0	2.0
Customer Service	1.0	0.0	1.0	2.0
Accounting	1.0	0.0	1.0	2.0
Business Office	1.0	0.0	1.0	2.0
Rates Department	1.0	0.0	0.0	1.0
Administrative Staff	1.0	0.0	1.0	2.0
Other	0.0	0.0	1.0	1.0
<b>Total</b>	9.0	0.0	7.0	16.0

Montezuma Rimrock Water Company LLC  
Annual Report  
Supplemental Financial Data (Long-Term Debt)  
12/31/22

Supplemental Financial Data (Long-Term Debt)				
	Loan #1	Loan #2	Loan #3	Loan #4
Date Issued	n/a	n/a	n/a	n/a
Source of Loan	n/a	n/a	n/a	n/a
ACC Decision No.	n/a	n/a	n/a	n/a
Reason for Loan	n/a	n/a	n/a	n/a
Dollar Amt. Issued	n/a	n/a	n/a	n/a
Amount Outstanding	n/a	n/a	n/a	n/a
Date of Maturity	n/a	n/a	n/a	n/a
Interest Rate	n/a	n/a	n/a	n/a
Current Year Interest	n/a	n/a	n/a	n/a
Current Year Principal	n/a	n/a	n/a	n/a

Meter Deposit Balance at Test Year End:	\$9,048
---	---------

Meter Deposits Refunded During the Test Year:	\$2,253
---	---------

***List all bonds, notes, loans, and other types of indebtedness in which the proceeds were used in the provision of public utility service. Indebtedness incurred for personal uses by the owner of the utility should not be listed. Input 0 or none if there is nothing to report for that cell.***

### Well and Water Usage

[illegible]

Name of system water delivered to:	NA	
ADWR PCC Number:		#N/A
Source of water delivered to another system	NA	

Name of system water received from:	NA		
ADWR PCC Number:	#N/A		
Source of water received	NA		
Well registry 55# (55-XXXXXX):	NA		

Month	Water withdrawn (gallons)1	Water sold (gallons)2	Water delivered (sold) to other systems (gallons)3	Water received (purchased) from other systems (gallons)4	Estimated authorized use (gallons)5	Purchased Power Expense <sup>6</sup>	Purchased Power (kWh)/
January	900,000.00	827,000.00	0.00	0.00	0.00	\$523	n/a
February	923,000.00	891,000.00	0.00	0.00	0.00	489	n/a
March	856,000.00	822,000.00	0.00	0.00	0.00	551	n/a
April	1,200,000.00	1,096,000.00	0.00	0.00	0.00	623	n/a
May	1,130,000.00	1,093,000.00	0.00	0.00	0.00	644	n/a
June	1,300,000.00	1,234,000.00	0.00	0.00	0.00	778	n/a
July	1,100,000.00	1,087,000.00	0.00	0.00	0.00	771	n/a
August	1,200,000.00	1,152,000.00	0.00	0.00	0.00	689	n/a
September	1,400,000.00	1,246,000.00	0.00	0.00	0.00	858	n/a
October	1,053,000.00	978,000.00	0.00	0.00	0.00	644	n/a
November	1,100,000.00	962,000.00	0.00	0.00	0.00	611	n/a
December	900,000.00	839,000.00	0.00	0.00	0.00	631	n/a
<b>Totals</b>	<b>13,062,000.00</b>	<b>12,227,000.00</b>	<b>0.00</b>	<b>0.00</b>	<b>0.00</b>	<b>\$7,812</b>	<b>0</b>

**If applicable, in the space below please provide a description for all un-metered water use along with amounts:**

N/A
-----

- |   |
|---|
| 1 Water withdrawn - Total gallons of water withdrawn from pumped sources.   |
| 2 Water sold - Total gallons from customer meters, and other sales such as construction water.  |
| 3 Water delivered (sold) to other systems - Total gallons of water delivered to other systems.  |
| 4 Water received (purchased) from other systems - Total gallons of water purchased/received from other systems.   |
| 5 Estimated authorized use - Total estimated gallons from authorized metered or unmetered use. Authorized uses such as flushing (mains, services and hydrants) draining/cleaning tanks, process, construction, fire fighting, etc. Non-authorized use (real losses) are service line breaks and leaks, water main breaks, meter inaccuracies and theft. |
| 6 Enter the total purchased power costs for the power meters associated with this system.   |
| 7 Enter the total purchased kWh used by the power meters associated with this system.   |

Water Utility Plant Description			
Name of the System:		Montezuma Rimrock Water Company LLC	
ADEQ Public Water System Number:		AZ0413071	
ADWR PCC Number:		91-000648.0000	

MAINS		
Sizes (inches)	Material	Length (feet)
2.00	PVC 40	733
3.00	PVC 40	0
4.00	PVC 40	1,670
6.00	PVC 40	13,233
NA	NA	0
NA	NA	0
NA	NA	0
NA	NA	0
NA	NA	0
NA	NA	0
NA	NA	0
NA	NA	0
NA	NA	0
NA	NA	0

SERVICE LINES		
Material	Percent of system	Year installed
Black poly	100%	1959
NA	0%	0
NA	0%	0
NA	0%	0
NA	0%	0

BOOSTER PUMPS		
Horsepower	GPM	Quantity
7	55	2
5	35	1
10	65	1
0	0	0

STORAGE TANKS			
Capacity (gallons)	Material	Quantity	Year installed
5,000	Plastic	2	2006
5,000	Plastic	2	2017
5,000	Plastic	4	2018
5,000	Plastic	2	2019
0	0	0	0
0	0	0	0

CUSTOMER METERS			
Size (inches)	Quantity	Percent over 1,000,000 gallons	Percent over 10 years old
5/8 X 3/4	204	0%	40%
0.75	34	0%	70%
1	1	0%	0%
NA	0	0%	0%
NA	0	0%	0%
NA	0	0%	0%
NA	0	0%	0%
NA	0	0%	0%
NA	0	0%	0%
NA	0	0%	0%
NA	0	0%	0%
NA	0	0%	0%
NA	0	0%	0%
NA	0	0%	0%
NA	0	0%	0%
NA	0	0%	0%
NA	0	0%	0%

FIRE HYDRANTS	
Type	Quantity
Standard *	3
Other	1

PRESSURE/BLADDER TANKS			
Capacity (gallons)	Material	Quantity	Year installed
8,000	Metal	1	2018
2,000	Metal	1	2000
0	0	0	0
0	0	0	0
0	0	0	0
0	0	0	0

\* A standard fire hydrant has two 2.5 inch hose connection nozzles with 7.5 threads per inch, and one 4.5 inch pumper connection nozzle with 4 threads per inch.

<b>Water Utility Plant Description (Continued)</b>
--

For the following three items, list the utility owned assets in each category for each system.

<b>TREATMENT EQUIPMENT:</b>	Arsenic Treatment Systems, Chlorinator
<b>STRUCTURES:</b>	Arsenic Treatment System Building
<b>OTHER:</b>	N/A

**Provide a calculation used to determine the value of one water equivalent residential connection (ERC).**

Use one of the following methods:

- (a) If actual flow data are available from the preceding 12 months, divide the total annual single family residence (SFR) gallons sold by the average number of single family residence customers for the same period and divide the result by
- (b) If no historical flow data are available, use:  

$$ERC = ( \text{Total SFR gallons sold (Omit 000)} / 365 \text{ days} / 350 \text{ gallons per day} )$$

ERC	4,417
Method used:	(b)

Customer and Other Information		
Name of the System:	MONTEZUMA RIMROCK WC, LLC	
ADEQ Public Water System Number:	AZ0413071	
ADWR PCC Number:	91-000648.0000	

Month	Number of Customers					Other Non-Residential
	Single-Family	Multi-Family	Commercial	Turf/Irrigation		
January	221	6	5	0		0
February	221	6	5	0		0
March	221	6	5	0		0
April	221	6	5	0		0
May	221	6	5	0		0
June	221	6	5	0		0
July	221	6	5	0		0
August	221	6	5	0		0
September	221	6	5	0		0
October	221	6	5	0		0
November	221	6	5	0		0
December	221	6	5	0		0

If the system has fire hydrants, what is the fire flow requirements?  GPM for  hrs.

Does the system have chlorination treatment?

Does the Company have an ADWR Gallons Per Capita Per Day (GPCPD) requirement?

If yes, provide the GPCPD amount:

Is the Water Utility located in an ADWR Active Management Area (AMA)?

If yes, which AMA?

What is the present system connection capacity (in ERCs \*) using existing lines?

What is the future system connection capacity (in ERCs \*) upon service area buildout?

Describe any plans and estimated completion dates for any enlargements or improvements of this system.

N/A

\* an ERC is based on the calculation on the bottom of AR9 page 12.

Montezuma Rimrock Water Company LLC  
**Annual Report**  
 Utility Shutoffs / Disconnects  
 12/31/22

Utility Shutoffs / Disconnects	
Name of the System:	MONTEZUMA RIMROCK WC, LLC
ADEQ Public Water System Number:	AZ0413071
ADWR PCC Number:	91-000648.0000

Month	Termination without Notice R14-2-410.B	Termination with Notice R14-2- 410.C	Other
January	0	12	0
February	0	0	0
March	0	3	0
April	0	4	0
May	0	5	0
June	0	6	0
July	0	0	0
August	0	0	0
September	0	0	0
October	0	0	0
November	0	0	0
December	0	0	0
<b>Total</b>	<b>0</b>	<b>30</b>	<b>0</b>

**Other (description):**

N/A
-----

**Instructions:** Fill out the Grey Cells with the relevant information. Input 0 or none if there is nothing recorded in that account or there is no applicable information to report.

Montezuma Rimrock Water Company LLC  
Annual Report  
Property Taxes  
12/31/22

Property Taxes	
----------------	--

Amount of actual property taxes paid during Calendar Year 2022 was
--

\$6,841
---------

If no property taxes paid, explain why.
---

N/A
-----

<b>Instructions:</b> Fill out the Grey Cells with the relevant information. Input 0 or none if there is nothing recorded in that account or there is no applicable information to report.
---



Verification and Sworn Statement (Taxes)

Verification: State of Arizona I, the undersigned of the  
(state name)

County of (county name):

Yavapai

Name (owner or official) title:

Patricia Olsen/Owner

Company name:

Montezuma Rimrock Water Company LLC

DO SAY THAT THIS ANNUAL UTILITY PROPERTY TAX AND SALES TAX REPORT TO THE ARIZONA CORPORATION COMMISSION.

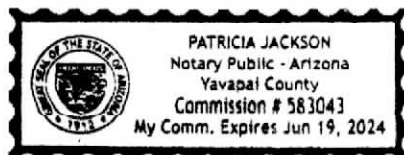
FOR THE YEAR ENDING:

12/31/22

HAS BEEN PREPARED UNDER MY DIRECTION, FROM THE ORIGINAL BOOKS, PAPERS AND RECORDS OF SAID UTILITY; THAT I HAVE CAREFULLY EXAMINED THE SAME, AND DECLARE THE SAME TO BE A COMPLETE AND CORRECT STATEMENT OF BUSINESS AND AFFAIRS OF SAID UTILITY FOR THE PERIOD COVERED BY THIS REPORT IN RESPECT TO EACH AND EVERY MATTER AND THING SET FORTH, TO THE BEST OF MY KNOWLEDGE, INFORMATION AND BELIEF.

Sworn Statement: I HEREBY ATTEST THAT ALL PROPERTY TAXES FOR SAID COMPANY ARE CURRENT AND PAID IN FULL.

I HEREBY ATTEST THAT ALL SALES TAXES FOR SAID COMPANY ARE CURRENT AND PAID IN FULL.



Patricia Olsen  
signature of owner/official

928-300-32391

telephone no.

SUBSCRIBED AND SWORN TO BEFORE ME A NOTARY PUBLIC  
IN AND FOR THE COUNTY

THIS

25<sup>th</sup>

DAY OF

YAVAPAI

(county name)

MARCH 2023

(month) and (year)

MY COMMISSION EXPIRES

JUNE 19, 2024

(date)

Patricia Jackson  
(signature of notary public)

Verification and Sworn Statement

Verification:

State of Arizona I, the undersigned of the  
(state name)

County of (county name):

Yavapai

Name (owner or official) title:

Patricia Olsen/Owner

Company name:

Montezuma Rimrock Water Company LLC

DO SAY THAT THIS ANNUAL UTILITY PROPERTY TAX AND SALES TAX REPORT TO THE ARIZONA CORPORATION COMMISSION.

FOR THE YEAR ENDING: 12/31/22

HAS BEEN PREPARED UNDER MY DIRECTION, FROM THE ORIGINAL BOOKS, PAPERS AND RECORDS OF SAID UTILITY; THAT I HAVE CAREFULLY EXAMINED THE SAME, AND DECLARE THE SAME TO BE A COMPLETE AND CORRECT STATEMENT OF BUSINESS AND AFFAIRS OF SAID UTILITY FOR THE PERIOD COVERED BY THIS REPORT IN RESPECT TO EACH AND EVERY MATTER AND THING SET FORTH, TO THE BEST OF MY KNOWLEDGE, INFORMATION AND BELIEF.

Sworn Statement: IN ACCORDANCE WITH THE REQUIREMENTS OF TITLE 40, ARTICLE 8, SECTION 40-401, ARIZONA REVISED STATUTES, IT IS HEREIN REPORTED THAT THE GROSS OPERATING REVENUE OF SAID UTILITY DERIVED FROM ARIZONA INTRASTATE UTILITY OPERATIONS DURING THE CALENDAR YEAR WAS:

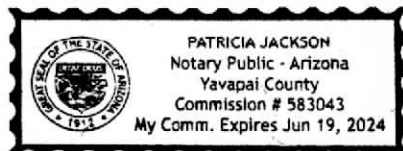
Arizona Intrastate Gross Operating Revenues Only (\$)

\$176,621

(The amount in the box above includes

\$10,141 in sales taxes

billed or collected)



*Patricia Olsen*  
signature of owner/official

928-300-32391

telephone no.

SUBSCRIBED AND SWORN TO BEFORE ME A NOTARY PUBLIC  
IN AND FOR THE COUNTY

THIS

25<sup>th</sup>

DAY OF

YAVAPAI  
(county name)

MARCH 2023  
(month) and (year)

MY COMMISSION EXPIRES

JUNE 19, 2024  
(date)

*Patricia Jackson*  
(signature of notary public)

**Verification and Sworn Statement (Residential Revenue)**

**Verification:**

State of Arizona I, the undersigned of the  
(state name)

County of (county name): Yavapai  
Name (owner or official) title: Patricia Olsen/Owner  
Company name: Montezuma Rimrock Water Company LLC

DO SAY THAT THIS ANNUAL UTILITY PROPERTY TAX AND SALES TAX REPORT TO THE ARIZONA CORPORATION COMMISSION.

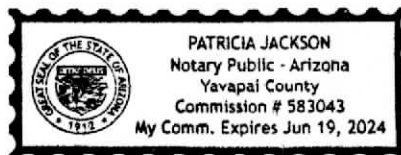
FOR THE YEAR ENDING: 12/31/22

HAS BEEN PREPARED UNDER MY DIRECTION, FROM THE ORIGINAL BOOKS, PAPERS AND RECORDS OF SAID UTILITY; THAT I HAVE CAREFULLY EXAMINED THE SAME, AND DECLARE THE SAME TO BE A COMPLETE AND CORRECT STATEMENT OF BUSINESS AND AFFAIRS OF SAID UTILITY FOR THE PERIOD COVERED BY THIS REPORT IN RESPECT TO EACH AND EVERY MATTER AND THING SET FORTH, TO THE BEST OF MY KNOWLEDGE, INFORMATION AND BELIEF.

**Sworn Statement:** IN ACCORDANCE WITH THE REQUIREMENTS OF TITLE 40, ARTICLE 8, SECTION 40-401, ARIZONA REVISED STATUTES, IT IS HEREIN REPORTED THAT THE GROSS OPERATING REVENUE OF SAID UTILITY DERIVED FROM ARIZONA INTRASTATE UTILITY OPERATIONS RECEIVED FROM RESIDENTIAL CUSTOMERS DURING THE CALENDAR YEAR WAS:

Arizona Intrastate Gross Operating Revenues Only (\$)

\$176,621  
(The amount in the box above includes  
\$10,142 in sales taxes  
billed or collected)



Patricia Olsen  
signature of owner/official

928-300-32391  
telephone no.

SUBSCRIBED AND SWORN TO BEFORE ME A NOTARY PUBLIC  
IN AND FOR THE COUNTY

YAVAPAI  
(county name)

THIS

25th

DAY OF

MARCH, 2023  
(month) and (year)

MY COMMISSION EXPIRES

JUNE 19, 2024  
(date)

Patricia Jackson  
(signature of notary public)



Montezuma Rimrock Water Company LLC  
Annual Report  
Full Gross-up Method for Income Tax Statement of Certification  
12/31/22

**Full Gross-up Method for Income Tax Statement of Certification**

**Verification:**

State of Arizona I, the undersigned of the  
(state name)

County of (county name):

Yavapai

Name (owner or official) title:

Patricia Olse/Owner


Company name:

Montezuma Rimrock Water Company LLC

FOR THE YEAR ENDING: 12/31/22

**Sworn Statement:**

IN ACCORDANCE WITH THE REQUIREMENTS OF DECISION NO. 77084, BECAUSE THE UTILITY REQUIRES THE GROSS UP OF ADVANCES AND CONTRIBUTIONS, I HEREBY STATE THAT THE UTILITY HAS INCURRED OR IS EXPECTED TO INCUR A NET INCREASE IN CURRENT INCOME TAX EXPENSE OR A DECREASE IN DEFERRED TAX ASSET FOR A CARRY FORWARD ACCORDING TO GAAP IN AN AMOUNT EQUAL TO OR GREATER THAN THE AMOUNT OF THE REQUIRED GROSS UP PAID BY DEVELOPERS IN THE PERIOD COVERED BY THIS ANNUAL REPORT.



Patricia Olse  
signature of owner/official

928-300-32391  
telephone no.

SUBSCRIBED AND SWORN TO BEFORE ME A NOTARY PUBLIC  
IN AND FOR THE COUNTY

YAVAPAI  
(county name)

THIS

25<sup>th</sup>

DAY OF

MARCH, 2023  
(month) and (year)

MY COMMISSION EXPIRES

JUNE 19, 2024  
(date)

Patricia Jackson  
(signature of notary public)