

ANNUAL REPORT

Of

Company Name: Montezuma Rimrock Water Company LLC
3031 E. Beaver Creek Rd.

Mailing Address: Rimrock AZ
86335

Docket No.: W-04254A
For the Year Ended: 12/31/21

WATER UTILITY

To

Arizona Corporation Commission

Due on April 15th

Email: Util-Compliance@azcc.gov, mail or deliver the completed Annual Report to:
Arizona Corporation Commission
Compliance Section - Utilities Division
1200 West Washington Street
Phoenix, Arizona 85007

Application Type: Original Filing
Application Date: 7/20/2022

ARIZONA CORPORATION COMMISSION
WATER UTILITY ANNUAL REPORT
Montezuma Rimrock Water Company LLC
A Class ☐ Utility

For the Calendar Year Ended: 12/31/21

Primary Address:

3031 E Beaver Creek Rd
City: Rimrock
State: Arizona
Zip Code: 86335

Telephone Number:

928-592-9211

Date of Original Organization of Utility:

6/25/1905

Person to whom correspondence should be addressed concerning this report:

Name:

Patricia Olsen

Telephone No. :

928-300-3291

Address:

3031 E Beaver Creek Rd
City: Rimrock
State: Arizona
Zip Code: 86335

Email: Patsy@MontezumaWater.com

Owner
Name:

Patricia Olsen

Telephone No. :

928-300-3291

Address:

3031 E Beaver Creek Rd
City: Rimrock
State: Arizona
Zip Code: 86335

Email: Patsy@MontezumaWater.com

Management Contact
Name:

Patricia Olsen

Telephone No. :

928-300-3291

Address:

3031 E Beaver Creek Rd
City: Rimrock
State: Arizona
Zip Code: 86335

Email: Patsy@MontezumaWater.com

Regulatory and Management Contact
Name:

Patricia Olsen

Telephone No. :

928-300-3291

Address:

3031 E Beaver Creek Rd
City: Rimrock
State: Arizona
Zip Code: 86335

Email: Patsy@MontezumaWater.com

Regulatory and On-Site Manager Contact
Name:

Patricia Olsen

Telephone No. :

928-300-3291

Address:

3031 E Beaver Creek Rd
City: Rimrock
State: Arizona
Zip Code: 86335

Email: Patsy@MontezumaWater.com

Ownership:

Limited Liability Company ("LLC")

Counties Served:

Yavapai

ARIZONA CORPORATION COMMISSION
WATER UTILITY ANNUAL REPORT
Montezuma Rimrock Water Company LLC

Important changes during the year
--

No	For those companies not subject to the affiliated interest rules, has there been a change in ownership or direct control during the year?
	If yes, please provide specific details in the box below.
	N/A

No	Has the company been notified by any other regulatory authorities during the year, that they are out of compliance?
	If yes, please provide specific details in the box below.
	N/A

Utility Plant in Service (Water)							
Account No.	Description	Beginning Year Original Cost	Current Year Additions	Current Year Retirements	Adjusted Original Cost	Accumulated Depreciation	OCLD (OC less AD)
301	Organization	\$0	\$0	\$0	\$0	\$0	\$0
302	Franchises	0	0	0	0	0	0
303	Land and Land Rights	0	37,000	0	37,000	0	37,000
304	Structures and Improvements	48,507	0	0	48,507	34,709	13,798
305	Collecting & Improving Reservoirs	0	0	0	0	0	0
306	Lake, River, Canal Intakes	0	0	0	0	0	0
307	Wells and Springs	64,550	44,279	0	108,829	36,371	72,458
308	Infiltration Galleries	0	0	0	0	0	0
309	Supply Mains	933	1,500	0	2,433	194	2,239
310	Power Generation Equipment	1,054	0	0	1,054	1,048	6
311	Pumping Equipment	44,264	1,607	0	45,871	45,870	1
320	Water Treatment Equipment	0	0	0	0	0	0
320.1	Water Treatment Plants	32,286	0	0	32,286	13,272	19,014
320.2	Solution Chemical Feeders	15,318	1,165	0	16,483	5,356	11,127
320.3	Point-of-Use Treatment Devices	0	0	0	0	0	0
330	Distribution Reservoirs and Standpipes	0	0	0	0	0	0
330.1	Storage Tanks	88,853	0	0	88,853	48,219	40,634
330.2	Pressure Tanks	30,763	0	0	30,763	6,884	23,879
331	Transmission and Distribution Mains	188,664	72,581	0	261,245	131,694	129,551
333	Services	16,425	0	0	16,425	9,892	6,533
334	Meters and Meter Installations	63,489	7,660	(3,000)	74,149	73,953	196
335	Hydrants	11,264	0	0	11,264	7,819	3,445
336	Backflow Prevention Devices	72	0	0	72	72	0
339	Other Plant and Misc. Equipment	11,228	0	0	11,228	11,228	0
340	Office Furniture and Equipment	3,009	0	0	3,009	3,009	0
340.1	Computer & Software	1,598	1,231	0	2,829	2,041	788
341	Transportation Equipment	0	0	0	0	0	0
342	Stores Equipment	0	0	0	0	0	0
343	Tools, Shop and Garage Equipment	20,294	1,094	0	21,388	15,337	6,051
344	Laboratory Equipment	0	0	0	0	0	0
345	Power Operated Equipment	1,848	0	0	1,848	1,848	0
346	Communication Equipment	0	0	0	0	0	0
347	Miscellaneous Equipment	0	0	0	0	0	0
348	Other Tangible Plant	17,298	2,937	0	20,235	20,235	0
	Totals	\$661,717	\$171,054	(\$3,000)	\$835,770	\$469,051	\$366,719

Montezuma Rimrock Water Company LLC
Annual Report
Depreciation Expense for the Current Year (Water)
12/31/21

Depreciation Expense for the Current Year (Water)									
Account No.	Description	Beginning Year Original Cost	Current Year Additions	Current Year Retirements	Adjusted Original Cost	Fully Depreciated/Non- depreciable Plant	Depreciable Plant	Depreciation Percentages	Depreciation Expense
301	Organization	\$0	\$0	\$0	\$0	\$0	\$0	0.00%	\$0
302	Franchises	0	0	0	0	0	0	0.00%	0
303	Land and Land Rights	0	37,000	0	37,000	37,000	0	0.00%	0
304	Structures and Improvements	48,507	0	0	48,507	0	48,507	3.33%	1,615
305	Collecting & Improving Reservoirs	0	0	0	0	0	0	0.00%	0
306	Lake, River, Canal Intakes	0	0	0	0	0	0	0.00%	0
307	Wells and Springs	64,550	44,279	0	108,829	0	108,829	3.33%	2,887
308	Infiltration Galleries	0	0	0	0	0	0	0.00%	0
309	Supply Mains	933	1,500	0	2,433	0	2,433	2.00%	34
310	Power Generation Equipment	1,054	0	0	1,054	0	1,054	5.00%	53
311	Pumping Equipment	44,264	1,607	0	45,871	0	45,871	12.50%	1,607
320	Water Treatment Equipment	0	0	0	0	0	0	0.00%	0
320.1	Water Treatment Plants	32,286	0	0	32,286	0	32,286	3.33%	1,075
320.2	Solution Chemical Feeders	15,318	1,165	0	16,483	0	16,483	20.00%	3,180
320.3	Point-of-Use Treatment Devices	0	0	0	0	0	0	0.00%	0
330	Distribution Reservoirs and Standpipes	0	0	0	0	0	0	0.00%	0
330.1	Storage Tanks	88,853	0	0	88,853	0	88,853	2.22%	1,973
330.2	Pressure Tanks	30,763	0	0	30,763	0	30,763	5.00%	1,538
331	Transmission and Distribution Mains	188,664	72,581	0	261,245	0	261,245	2.00%	4,499
333	Services	16,425	0	0	16,425	0	16,425	3.33%	547
334	Meters and Meter Installations	63,489	7,660	(3,000)	74,149	0	74,149	8.33%	5,733
335	Hydrants	11,264	0	0	11,264	0	11,264	2.00%	225
336	Backflow Prevention Devices	72	0	0	72	72	0	6.67%	0
339	Other Plant and Misc. Equipment	11,228	0	0	11,228	11,228	0	6.67%	0
340	Office Furniture and Equipment	3,009	0	0	3,009	3,009	0	6.67%	0
340.1	Computer & Software	1,598	1,231	0	2,829	0	2,829	20.00%	443
341	Transportation Equipment	0	0	0	0	0	0	0.00%	0
342	Stores Equipment	0	0	0	0	0	0	0.00%	0
343	Tools, Shop and Garage Equipment	20,294	1,094	0	21,388	0	21,388	5.00%	1,042
344	Laboratory Equipment	0	0	0	0	0	0	0.00%	0
345	Power Operated Equipment	1,848	0	0	1,848	1,848	0	5.00%	0
346	Communication Equipment	0	0	0	0	0	0	0.00%	0
347	Miscellaneous Equipment	0	0	0	0	0	0	0.00%	0
348	Other Tangible Plant	17,298	2,937	0	20,235	0	20,235	50.00%	2,937
	Subtotal	\$661,717	\$171,054	(\$3,000)	\$835,770	\$53,157	\$782,613		\$29,387

Contribution(s) in Aid of Construction (Gross)	\$12,000
Less: Non Amortizable Contribution(s)	\$ 288,942
Fully Amortized Contribution(s)	(46,666)
Amortizable Contribution(s)	(\$230,276)
Times: Proposed Amortization Rate	3.75%
Amortization of CIAC	(\$8,647)

Less: Amortization of CIAC (\$8,647)

DEPRECIATION EXPENSE \$38,034

Montezuma Rimrock Water Company LLC
Annual Report
Balance Sheet Assets
12/31/21

Balance Sheet Assets				
	Assets		Balance at Beginning of Year (2021)	Balance at End of Year (2021)
Account No.	Current and Accrued Assets			
131	Cash		\$1,163	\$8,695
134	Working Funds		0	0
135	Temporary Cash Investments		0	0
141	Customer Accounts Receivable		0	0
146	Notes Receivable from Associated Companies		0	0
151	Plant Material and Supplies		44	44
162	Prepayments		0	0
174	Miscellaneous Current and Accrued Assets		1,998	
	Total Current and Accrued Assets		\$3,204	\$8,739
Account No.	Fixed Assets			
101	Utility Plant in Service*		\$667,717	\$835,770
103	Property Held for Future Use		37,000	9,615
105	Construction Work in Progress		129,650	15,000
108	Accumulated Depreciation (enter as negative)*		(435,966)	(469,051)
121	Non-Utility Property		0	0
122	Accumulated Depreciation - Non Utility		0	0
	Total Fixed Assets		\$398,401	\$391,334
	Total Assets		\$401,605	\$400,073

*Note these items feed automatically from AR3 UPIS Page 4

Montezuma Rimrock Water Company LLC
Annual Report
Balance Sheet Liabilities and Owners Equity

Balance Sheet Liabilities and Owners Equity				
	Liabilities		Balance at Beginning of Year (2021)	Balance at End of Year (2021)
Account No.	Current Liabilities			
231	Accounts Payable		\$69,356	\$100,589
232	Notes Payable (Current Portion)		0	0
234	Notes Payable to Associated Companies		0	0
235	Customer Deposits		7,300	7,979
236	Accrued Taxes			
237	Accrued Interest			
242	Miscellaneous Current and Accrued Liabilities			
	Total Current Liabilities		\$76,655	\$108,567
	Long Term Debt			
224	Long Term Debt (Notes and Bonds)			
	Deferred Credits			
251	Unamortized Premium on Debt			
252	Advances in Aid of Construction			
255	Accumulated Deferred Investment Tax Credits			
271	Contributions in Aid of Construction		276,942	289,533
272	Less: Amortization of Contributions		(35,917)	(41,592)
281	Accumulated Deferred Income Tax			
	Total Deferred Credits		\$241,025	\$247,941
	Total Liabilities		\$317,680	\$356,508
	Capital Accounts			
201	Common Stock Issued			
211	Other Paid-In Capital			
215	Retained Earnings		83,925	43,565
218	Proprietary Capital (Sole Props and Partnerships)			
	Total Capital		\$83,925	\$43,565
	Total Liabilities and Capital		\$401,605	\$400,073

Note: Total liabilities and Capital must match total assets for the beginning and end of the year!

Montezuma Rimrock Water Company LLC
Annual Report
Water Comparative Income Statement
12/31/21

Water Comparative Income Statement			
Account No.	Calendar Year	Current Year 01/01/2021 - 12/31/2021	Last Year 01/01/2020 - 12/31/2020
	Operating Revenue		
461	Metered Water Revenue	\$170,468	\$170,927
460	Unmetered Water Revenue	0	0
462	Fire Protection Revenue	0	0
469	Guaranteed Revenues (Surcharges)	0	0
471	Miscellaneous Service Revenues	0	0
474	Other Water Revenue	0	40
	Total Revenues	\$170,468	\$170,967
	Operating Expenses		
601	Salaries and Wages	\$15,120	\$9,010
604	Employee Pensions and Benefits	3,611	961
610	Purchased Water	0	0
615	Purchased Power	7,778	7,267
618	Chemicals	1,013	1,135
620	Materials and Supplies	13,955	12,919
620.1	Repairs and Maintenance	9,286	7,170
620.2	Office Supplies and Expense	14,740	17,629
630	Contractual Services	0	0
631	Contractual Services - Engineering	0	0
632	Contractual Services - Accounting	425	0
633	Contractual Services - Legal	0	0
634	Contractual Services - Management Fees	0	0
635	Contractual Services - Water Testing	1,356	1,403
636	Contractual Services - Other	13,290	25,241
640	Rents	3,050	2,250
641	Rental of Building/Real Property	7,200	9,600
642	Rental of Equipment	0	0
650	Transportation Expenses	13,287	11,200
657	Insurance - General Liability	2,956	3,219
657.1	Insurance - Health and Life	3,449	3,989
665	Regulatory Commission Expense - Rate	0	1,575
670	Bad Debt Expense	0	2,760
675	Miscellaneous Expense	7,532	5,716
403	Depreciation Expense (From Schedule AR4)	38,034	12,178
408	Taxes Other Than Income	0	0
408.11	Property Taxes	9,379	6,747
409	Income Taxes	0	0
427.1	Customer Security Deposit Interest	0	0
	Total Operating Expenses	\$165,460	\$141,968
	Operating Income / (Loss)	\$5,008	\$28,999
	Other Income / (Expense)		
419	Interest and Dividend Income	\$3	\$2
421	Non-Utility Income	0	0
426	Miscellaneous Non-Utility (Expense)	125	100
427	Interest (Expense)	0	(0)
	Total Other Income / (Expense)	\$128	\$102
	Net Income / (Loss)	\$5,136	\$29,101

Montezuma Rimrock Water Company LLC
Annual Report
Full time equivalent employees
12/31/21

Full time equivalent employees

	Direct Company	Allocated	Outside service	Total
President	N/a	0.0	0.0	0.0
Vice-president	n/a	0.0	0.0	0.0
Manager	1.0	0.0	0.0	1.0
Engineering Staff	0.0	0.0	0.0	0.0
System Operator(s)	2.0	0.0	1.0	3.0
Meter reader	1.0	0.0	1.0	2.0
Customer Service	1.0	0.0	1.0	2.0
Accounting	1.0	0.0	1.0	2.0
Business Office	1.0	0.0	1.0	2.0
Rates Department	1.0	0.0	0.0	1.0
Administrative Staff	1.0	0.0	1.0	2.0
Other	0.0	0.0	1.0	1.0
Total	9.0	0.0	7.0	16.0

Montezuma Rimrock Water Company LLC
Annual Report
Supplemental Financial Data (Long-Term Debt)
12/31/21

Supplemental Financial Data (Long-Term Debt)				
	Loan #1	Loan #2	Loan #3	Loan #4
Date Issued	n/a	n/a	n/a	n/a
Source of Loan	n/a	n/a	n/a	n/a
ACC Decision No.	n/a	n/a	n/a	n/a
Reason for Loan	n/a	n/a	n/a	n/a
Dollar Amt. Issued	n/a	n/a	n/a	n/a
Amount Outstanding	n/a	n/a	n/a	n/a
Date of Maturity	n/a	n/a	n/a	n/a
Interest Rate	n/a	n/a	n/a	n/a
Current Year Interest	n/a	n/a	n/a	n/a
Current Year Principal	n/a	n/a	n/a	n/a

Meter Deposit Balance at Test Year End:	\$8,498
---	---------

Meter Deposits Refunded During the Test Year:	\$3,075
---	---------

List all bonds, notes, loans, and other types of indebtedness in which the proceeds were used in the provision of public utility service. Indebtedness incurred for personal uses by the owner of the utility should not be listed. Input 0 or none if there is nothing to report for that cell.

Well and Water Usage

[illegible]

Name of system water delivered to:	NA	
<u>ADWR PCC Number:</u>		#N/A
Source of water delivered to another system	NA	

Name of system water received from	NA	
ADWR PCC Number:		#N/A
Source of water received	NA	
Well registry 55# (55-XXXXXX):	N/A	

Month	Water withdrawn (gallons)1	Water sold (gallons)2	Water delivered (sold) to other systems (gallons)3	Water received (purchased) from other systems (gallons)4	Estimated authorized use (gallons)5	Purchased Power Expense6	Purchased Power (kWh)7
January	882,000.00	881,000.00	0.00	0.00	0.00	\$634	n/a
February	871,000.00	870,000.00	0.00	0.00	0.00	591	n/a
March	829,000.00	828,000.00	0.00	0.00	0.00	563	n/a
April	962,000.00	961,000.00	0.00	0.00	0.00	671	n/a
May	1,100,000.00	1,090,000.00	0.00	0.00	0.00	625	n/a
June	1,200,000.00	1,190,000.00	0.00	0.00	0.00	717	n/a
July	1,020,000.00	1,010,000.00	0.00	0.00	0.00	738	n/a
August	1,082,000.00	1,080,000.00	0.00	0.00	0.00	657	n/a
September	1,098,000.00	1,097,000.00	0.00	0.00	0.00	675	n/a
October	1,115,000.00	870,000.00	0.00	0.00	0.00	653	n/a
November	1,068,000.00	940,000.00	0.00	0.00	0.00	599	n/a
December	1,065,000.00	827,000.00	0.00	0.00	0.00	656	n/a
Totals	12,292,000.00	11,644,000.00	0.00	0.00	0.00	\$7,778	0

If applicable, in the space below please provide a description for all un-metered water use along with amounts:

N/A

- | | |
|---|--|
| 1 | Water withdrawn - Total gallons of water withdrawn from pumped sources. |
| 2 | Water sold - Total gallons from customer meters, and other sales such as construction water. |
| 3 | Water delivered (sold) to other systems - Total gallons of water delivered to other systems. |
| 4 | Water received (purchased) from other systems - Total gallons of water purchased/received from other systems |
| 5 | Estimated authorized use - Total estimated gallons from authorized metered or unmetered use. Authorized uses such as flushing (mains, services and hydrants) draining/cleaning tanks, process, construction fire fighting, etc. Non-authorized use (real losses) are service line breaks and leaks, water main breaks, meter inaccuracies and theft. |
| 6 | Enter the total purchased power costs for the power meters associated with this system. |
| 7 | Enter the total purchased kWh used by the power meters associated with this system. |

Water Utility Plant Description			
Name of the System:		MONTEZUMA RIMROCK WC, LLC	
ADEQ Public Water System Number:		AZ0413071	
ADWR PCC Number:		91-000648.0000	

MAINS		
Sizes (inches)	Material	Length (feet)
2.00	PVC 40	733
3.00	PVC 40	0
4.00	PVC 40	1,670
6.00	PVC 40	13,233
NA	NA	0
NA	NA	0
NA	NA	0
NA	NA	0
NA	NA	0
NA	NA	0
NA	NA	0
NA	NA	0
NA	NA	0
NA	NA	0

SERVICE LINES		
Material	Percent of system	Year installed
Black poly	100%	1959
NA	0%	0
NA	0%	0
NA	0%	0
NA	0%	0

BOOSTER PUMPS		
Horsepower	GPM	Quantity
7	55	3
5	35	1
0	0	0
0	0	0

STORAGE TANKS			
Capacity (gallons)	Material	Quantity	Year installed
5,000	Plastic	2	2006
5,000	Plastic	2	2017
5,000	Plastic	4	2018
5,000	Plastic	2	2019
0	0	0	0
0	0	0	0

CUSTOMER METERS			
Size (inches)	Quantity	Percent over 1,000,000 gallons	Percent over 10 years old
5/8 X 3/4	204	0%	40%
0.75	34	0%	70%
1	1	0%	0%
NA	0	0%	0%
NA	0	0%	0%
NA	0	0%	0%
NA	0	0%	0%
NA	0	0%	0%
NA	0	0%	0%
NA	0	0%	0%
NA	0	0%	0%
NA	0	0%	0%
NA	0	0%	0%
NA	0	0%	0%
NA	0	0%	0%
NA	0	0%	0%

FIRE HYDRANTS	
Type	Quantity
Standard *	3
Other	1

PRESSURE/BLADDER TANKS			
Capacity (gallons)	Material	Quantity	Year installed
8,000	Metal	1	2018
2,000	Metal	1	2000
0	0	0	0
0	0	0	0
0	0	0	0
0	0	0	0

* A standard fire hydrant has two 2.5 inch hose connection nozzles with 7.5 threads per inch, and one 4.5 inch pumper connection nozzle with 4 threads per inch.

Water Utility Plant Description (Continued)
--

For the following three items, list the utility owned assets in each category for each system.

TREATMENT EQUIPMENT:	Arsenic Treatment Systems, Chlorinator
STRUCTURES:	Arsenic Treatment System Building
OTHER:	N/A

Provide a calculation used to determine the value of one water equivalent residential connection (ERC).

Use one of the following methods:

- (a) If actual flow data are available from the preceding 12 months, divide the total annual single family residence (SFR) gallons sold by the average number of single family residence customers for the same period and divide the result by 365
- (b) If no historical flow data are available, use:

$$ERC = (\text{Total SFR gallons sold (Omit 000)} / 365 \text{ days} / 350 \text{ gallons per day})$$

ERC	4,417
Method used:	(a)

Customer and Other Information		
Name of the System:	MONTEZUMA RIMROCK WC, LLC	
ADEQ Public Water System Number:	AZ0413071	
ADWR PCC Number:	91-000648.0000	

Month	Number of Customers				
	Single-Family	Multi-Family	Commercial	Turf/Irrigation	Other Non-Residential
January	223	6	0	0	0
February	224	6	0	0	0
March	223	6	0	0	0
April	220	6	0	0	0
May	224	6	0	0	0
June	226	6	0	0	0
July	224	6	0	0	0
August	224	6	0	0	0
September	224	6	0	0	0
October	224	6	0	0	0
November	226	6	0	0	0
December	227	6	0	0	0

If the system has fire hydrants, what is the fire flow requirements? GPM for hrs.

Does the system have chlorination treatment?

Does the Company have an ADWR Gallons Per Capita Per Day (GPCPD) requirement?

If yes, provide the GPCPD amount:

Is the Water Utility located in an ADWR Active Management Area (AMA)?

If yes, which AMA?

What is the present system connection capacity (in ERCs *) using existing lines?

What is the future system connection capacity (in ERCs *) upon service area buildout?

Describe any plans and estimated completion dates for any enlargements or improvements of this system.

n/A

* an ERC is based on the calculation on the bottom of AR9 page 12.

Montezuma Rimrock Water Company LLC
Annual Report
 Utility Shutoffs / Disconnects
 12/31/21

Utility Shutoffs / Disconnects	
Name of the System:	MONTEZUMA RIMROCK WC, LLC
ADEQ Public Water System Number:	AZ0413071
ADWR PCC Number:	91-000648.0000

Month	Termination without Notice R14-2-410.B	Termination with Notice R14-2- 410.C	Other
January	0	8	0
February	0	0	0
March	0	0	0
April	0	10	0
May	0	13	0
June	0	0	0
July	0	4	0
August	0	0	0
September	0	2	0
October	0	5	0
November	0	0	0
December	0	0	0
Total	0	42	0

Other (description):

N/a

Instructions: Fill out the Grey Cells with the relevant information. Input 0 or none if there is nothing recorded in that account or there is no applicable information to report.

Property Taxes	
----------------	--

Amount of actual property taxes paid during Calendar Year 2021 was
--

\$9,379

If no property taxes paid, explain why.

N/a

Instructions: Fill out the Grey Cells with the relevant information. Input 0 or none if there is nothing recorded in that account or there is no applicable information to report.

Verification and Sworn Statement (Taxes)

Verification: State of Arizona I, the undersigned of the
(state name)

County of (county name): Yavapai
Name (owner or official) title: Patricia Olsen
Company name: Montezuma Rimrock Water Company LLC

DO SAY THAT THIS ANNUAL UTILITY PROPERTY TAX AND SALES TAX REPORT TO THE ARIZONA CORPORATION COMMISSION.

FOR THE YEAR ENDING: 12/31/21

HAS BEEN PREPARED UNDER MY DIRECTION, FROM THE ORIGINAL BOOKS, PAPERS AND RECORDS OF SAID UTILITY; THAT I HAVE CAREFULLY EXAMINED THE SAME, AND DECLARE THE SAME TO BE A COMPLETE AND CORRECT STATEMENT OF BUSINESS AND AFFAIRS OF SAID UTILITY FOR THE PERIOD COVERED BY THIS REPORT IN RESPECT TO EACH AND EVERY MATTER AND THING SET FORTH, TO THE BEST OF MY KNOWLEDGE, INFORMATION AND BELIEF.

Sworn Statement: I HEREBY ATTEST THAT ALL PROPERTY TAXES FOR SAID COMPANY ARE CURRENT AND PAID IN FULL.

I HEREBY ATTEST THAT ALL SALES TAXES FOR SAID COMPANY ARE CURRENT AND PAID IN FULL.



signature of owner/official

928-592-9211

telephone no.

SUBSCRIBED AND SWORN TO BEFORE ME A NOTARY PUBLIC
IN AND FOR THE COUNTY

THIS

14th



DAY OF

YAVAPAI
(county name)

MARCH, 2022
(month) and (year)

MY COMMISSION EXPIRES

June 19, 2024
(date)




(signature of notary public)

Verification and Sworn Statement

Verification:

State of Arizona I, the undersigned of the
(state name)

County of (county name):

Yavapai

Name (owner or official) title:

Patricia Olsen

Company name:

Montezuma Rimrock Water Company LLC

DO SAY THAT THIS ANNUAL UTILITY PROPERTY TAX AND SALES TAX REPORT TO THE ARIZONA CORPORATION COMMISSION.

FOR THE YEAR ENDING: 12/31/21

HAS BEEN PREPARED UNDER MY DIRECTION, FROM THE ORIGINAL BOOKS, PAPERS AND RECORDS OF SAID UTILITY; THAT I HAVE CAREFULLY EXAMINED THE SAME, AND DECLARE THE SAME TO BE A COMPLETE AND CORRECT STATEMENT OF BUSINESS AND AFFAIRS OF SAID UTILITY FOR THE PERIOD COVERED BY THIS REPORT IN RESPECT TO EACH AND EVERY MATTER AND THING SET FORTH, TO THE BEST OF MY KNOWLEDGE, INFORMATION AND BELIEF.

Sworn Statement: IN ACCORDANCE WITH THE REQUIREMENTS OF TITLE 40, ARTICLE 8, SECTION 40-401, ARIZONA REVISED STATUTES, IT IS HEREIN REPORTED THAT THE GROSS OPERATING REVENUE OF SAID UTILITY DERIVED FROM ARIZONA INTRASTATE UTILITY OPERATIONS DURING THE CALENDAR YEAR WAS:

Arizona Intrastate Gross Operating Revenues Only (\$)

\$170,468

(The amount in the box above includes

\$10,330 in sales taxes

billed or collected)



signature of owner/official

928-592-9211

telephone no.

SUBSCRIBED AND SWORN TO BEFORE ME A NOTARY PUBLIC
IN AND FOR THE COUNTY

YAVAPAI

(county name)

THIS

14th

DAY OF


MARCH, 2022

(month) and (year)

MY COMMISSION EXPIRES

JUNE 19, 2024

(date)




(signature of notary public)

Verification and Sworn Statement (Residential Revenue)

Verification:

State of Arizona I, the undersigned of the
(state name)

County of (county name): Yavapai
Name (owner or official) title: Patricia Olsen
Company name: Montezuma Rimrock Water Company LLC

DO SAY THAT THIS ANNUAL UTILITY PROPERTY TAX AND SALES TAX REPORT TO THE ARIZONA CORPORATION COMMISSION.

FOR THE YEAR ENDING: 12/31/21

HAS BEEN PREPARED UNDER MY DIRECTION, FROM THE ORIGINAL BOOKS, PAPERS AND RECORDS OF SAID UTILITY; THAT I HAVE CAREFULLY EXAMINED THE SAME, AND DECLARE THE SAME TO BE A COMPLETE AND CORRECT STATEMENT OF BUSINESS AND AFFAIRS OF SAID UTILITY FOR THE PERIOD COVERED BY THIS REPORT IN RESPECT TO EACH AND EVERY MATTER AND THING SET FORTH, TO THE BEST OF MY KNOWLEDGE, INFORMATION AND BELIEF.

Sworn Statement: IN ACCORDANCE WITH THE REQUIREMENTS OF TITLE 40, ARTICLE 8, SECTION 40-401, ARIZONA REVISED STATUTES, IT IS HEREIN REPORTED THAT THE GROSS OPERATING REVENUE OF SAID UTILITY DERIVED FROM ARIZONA INTRASTATE UTILITY OPERATIONS RECEIVED FROM RESIDENTIAL CUSTOMERS DURING THE CALENDAR YEAR WAS:

Arizona Intrastate Gross Operating Revenues Only (\$)

\$170,468

(The amount in the box above includes

\$10,330 in sales taxes
billed or collected)



signature of owner/official

928-592-9211

telephone no.

SUBSCRIBED AND SWORN TO BEFORE ME A NOTARY PUBLIC
IN AND FOR THE COUNTY

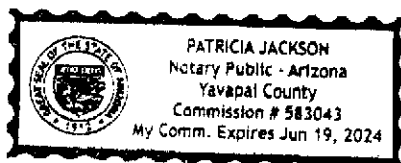
YAVAPAI
(county name)

THIS

14th

DAY OF

March, 2022
(month) and (year)



MY COMMISSION EXPIRES

JUNE 19, 2024
(date)


(signature of notary public)

Montezuma Rimrock Water Company LLC
Annual Report
Full Gross-up Method for Income Tax Statement of Certification
12/31/21

Full Gross-up Method for Income Tax Statement of Certification

Verification:

State of Arizona I, the undersigned of the
(state name)

County of (county name): Yavapai
Name (owner or official) title: Patricia Olsen
Company name: Montezuma Rimrock Water Company LLC

FOR THE YEAR ENDING: 12/31/21

Sworn Statement:

IN ACCORDANCE WITH THE REQUIREMENTS OF DECISION NO. 77084, BECAUSE THE UTILITY REQUIRES THE GROSS UP OF ADVANCES AND CONTRIBUTIONS, I HEREBY STATE THAT THE UTILITY HAS INCURRED OR IS EXPECTED TO INCUR A NET INCREASE IN CURRENT INCOME TAX EXPENSE OR A DECREASE IN DEFERRED TAX ASSET FOR A CARRY FORWARD ACCORDING TO GAAP IN AN AMOUNT EQUAL TO OR GREATER THAN THE AMOUNT OF THE REQUIRED GROSS UP PAID BY DEVELOPERS IN THE PERIOD COVERED BY THIS ANNUAL REPORT.


signature of owner/official

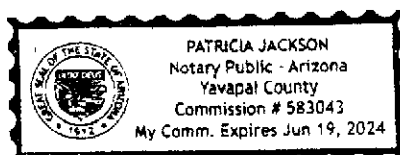
928-592-9211
telephone no.

SUBSCRIBED AND SWORN TO BEFORE ME A NOTARY PUBLIC
IN AND FOR THE COUNTY

YAVAPAI
(county name)

THIS 14th DAY OF MARCH, 2022
(month) and (year)

MY COMMISSION EXPIRES JUNE 19, 2024
(date)




(signature of notary public)