

RECEIVED BY EMAIL

5/23/2023, 10:24 AM

ARIZONA CORPORATION COMMISSION
UTILITIES DIVISION

ANNUAL REPORT

Of

Company Name: Mount Tipton Water Co., Inc.
PO Box 38

Mailing Address: Dolan Springs AZ
86441-0038

Docket No.: W-02105A
For the Year Ended: 12/31/22

WATER UTILITY

To

Arizona Corporation Commission

Due on April 15th

Email: Util-Compliance@azcc.gov, mail or deliver the completed Annual Report to:
Arizona Corporation Commission
Compliance Section - Utilities Division
1200 West Washington Street
Phoenix, Arizona 85007

Application Type: Original Filing
Application Date: 5/22/2023

ARIZONA CORPORATION COMMISSION
WATER UTILITY ANNUAL REPORT
Mount Tipton Water Co., Inc.
A Class ☒ Utility

For the Calendar Year Ended: 12/31/22

Primary Address: 15596 Ironwood Dr. P.O.Box 38
City: Dolan Springs State: Arizona Zip Code: 86441

Telephone Number: (928)767-3713

Date of Original Organization of Utility: 5/21/1905

Person to whom correspondence should be addressed concerning this report:

Name: Brenda Mona
Telephone No. : (928) 767-3713
Address: P.O.Box 38
City: Dolan Springs State: Arizona Zip Code: 86441
Email: tiptonwater@frontiernet.net

NA
Name: NA
Telephone No. : NA
Address: NA
City: NA State: Arizona Zip Code: NA
Email: NA

NA
Name: NA
Telephone No. : NA
Address: NA
City: NA State: Arizona Zip Code: NA
Email: NA

NA
Name: NA
Telephone No. : NA
Address: NA
City: NA State: Arizona Zip Code: NA
Email: NA

NA
Name: NA
Telephone No. : NA
Address: NA
City: NA State: Arizona Zip Code: NA
Email: NA

Ownership: "C" Corporation

Counties Served: Mohave

ARIZONA CORPORATION COMMISSION
WATER UTILITY ANNUAL REPORT
Mount Tipton Water Co., Inc.

Important changes during the year
--

	For those companies not subject to the affiliated interest rules, has there been a change in ownership or direct control during the year?
--	---

	If yes, please provide specific details in the box below.
--	---

	na
--	----

	Has the company been notified by any other regulatory authorities during the year, that they are out of compliance?
--	---

	If yes, please provide specific details in the box below.
--	---

	no
--	----

Utility Plant in Service (Water)							
Account No.	Description	Beginning Year Original Cost	Current Year Additions	Current Year Retirements	Adjusted Original Cost	Accumulated Depreciation	OCLD (OC less AD)
301	Organization	\$0	\$0	\$0	\$0	\$0	\$0
302	Franchises	313	0	0	313	0	313
303	Land and Land Rights	116,523	0	0	116,523	0	116,523
304	Structures and Improvements	26,113	15,035	0	41,148	14,415	26,733
305	Collecting & Improving Reservoirs	0	0	0	0	0	0
306	Lake, River, Canal Intakes	0	0	0	0	0	0
307	Wells and Springs	477,751	16,076	1,226	492,601	151,774	340,827
308	Infiltration Galleries	0	0	0	0	0	0
309	Supply Mains	0	0	0	0	0	0
310	Power Generation Equipment	0	0	0	0	0	0
311	Pumping Equipment	44,517	7,232	29,018	22,731	8,791	13,940
320	Water Treatment Equipment	0	0	0	0	0	0
320.1	Water Treatment Plants	0	0	0	0	0	0
320.2	Solution Chemical Feeders	0	0	0	0	0	0
320.3	Point-of-Use Treatment Devices	0	0	0	0	0	0
330	Distribution Reservoirs and Standpipes	211,234	11,328	0	222,562	106,561	116,001
330.1	Storage Tanks	0	0	0	0	0	0
330.2	Pressure Tanks	0	0	0	0	0	0
331	Transmission and Distribution Mains	467,988	15,503	304,941	178,550	79,069	99,481
333	Services	0	0	0	0	0	0
334	Meters and Meter Installations	85,051	3,914	3,949	85,016	52,853	32,163
335	Hydrants	1,230	0	0	1,230	1,230	0
336	Backflow Prevention Devices	0	0	0	0	0	0
339	Other Plant and Misc. Equipment	0	0	0	0	0	0
340	Office Furniture and Equipment	13,510	4,679	1,695	16,494	9,346	7,148
340.1	Computer & Software	0	0	0	0	0	0
341	Transportation Equipment	38,615	19,657	15,969	42,303	13,152	29,151
342	Stores Equipment	0	0	0	0	0	0
343	Tools, Shop and Garage Equipment	11,704	5,577	1,465	15,816	7,272	8,544
344	Laboratory Equipment	0	0	0	0	0	0
345	Power Operated Equipment	0	0	0	0	0	0
346	Communication Equipment	0	0	0	0	0	0
347	Miscellaneous Equipment	0	0	0	0	0	0
348	Other Tangible Plant	0	0	0	0	0	0
	Totals	\$1,494,549	\$99,001	\$358,263	\$1,235,287	\$444,463	\$790,824

Mount Tipton Water Co., Inc.
Annual Report
Depreciation Expense for the Current Year (Water)
12/31/22

Depreciation Expense for the Current Year (Water)									
Account No.	Description	Beginning Year Original Cost	Current Year Additions	Current Year Retirements	Adjusted Original Cost	Fully Depreciated/Non- depreciable Plant	Depreciable Plant	Depreciation Percentages	Depreciation Expense
301	Organization	\$0	\$0	\$0	\$0	\$0	\$0	0.00%	\$0
302	Franchises	313	0	0	313	313	0	0.00%	0
303	Land and Land Rights	116,523	0	0	116,523	116,523	0	0.00%	0
304	Structures and Improvements	26,113	15,035	0	41,148	0	41,148	3.00%	1,292
305	Collecting & Improving Reservoirs	0	0	0	0	0	0	0.00%	0
306	Lake, River, Canal Intakes	0	0	0	0	0	0	0.00%	0
307	Wells and Springs	477,751	16,076	1,226	492,601	0	492,601	3.00%	15,821
308	Infiltration Galleries	0	0	0	0	0	0	0.00%	0
309	Supply Mains	0	0	0	0	0	0	0.00%	0
310	Power Generation Equipment	0	0	0	0	0	0	0.00%	0
311	Pumping Equipment	44,517	7,232	29,018	22,731	0	22,731	5.00%	2,286
320	Water Treatment Equipment	0	0	0	0	0	0	0.00%	0
320.1	Water Treatment Plants	0	0	0	0	0	0	0.00%	0
320.2	Solution Chemical Feeders	0	0	0	0	0	0	0.00%	0
320.3	Point-of-Use Treatment Devices	0	0	0	0	0	0	0.00%	0
330	Distribution Reservoirs and Standpipes	211,234	11,328	0	222,562	0	222,562	2.00%	4,883
330.1	Storage Tanks	0	0	0	0	0	0	0.00%	0
330.2	Pressure Tanks	0	0	0	0	0	0	0.00%	0
331	Transmission and Distribution Mains	467,988	15,503	304,941	178,550	0	178,550	0.80%	3,355
333	Services	0	0	0	0	0	0	0.00%	0
334	Meters and Meter Installations	85,051	3,914	3,949	85,016	0	85,016	8.00%	5,773
335	Hydrants	1,230	0	0	1,230	0	1,230	2.00%	25
336	Backflow Prevention Devices	0	0	0	0	0	0	0.00%	0
339	Other Plant and Misc. Equipment	0	0	0	0	0	0	0.00%	0
340	Office Furniture and Equipment	13,510	4,679	1,695	16,494	0	16,494	19.00%	3,219
340.1	Computer & Software	0	0	0	0	0	0	0.00%	0
341	Transportation Equipment	38,615	19,657	15,969	42,303	0	42,303	14.00%	6,071
342	Stores Equipment	0	0	0	0	0	0	0.00%	0
343	Tools, Shop and Garage Equipment	11,704	5,577	1,465	15,816	0	15,816	1.60%	2,610
344	Laboratory Equipment	0	0	0	0	0	0	0.00%	0
345	Power Operated Equipment	0	0	0	0	0	0	0.00%	0
346	Communication Equipment	0	0	0	0	0	0	0.00%	0
347	Miscellaneous Equipment	0	0	0	0	0	0	0.00%	0
348	Other Tangible Plant	0	0	0	0	0	0	0.00%	0
	Subtotal	\$1,494,549	\$99,001	\$358,263	\$1,235,287	\$116,836	\$1,118,451		\$45,335

Contribution(s) in Aid of Construction (Gross)	\$0
Less: Non Amortizable Contribution(s)	0
Fully Amortized Contribution(s)	0
Amortizable Contribution(s)	<u>\$0</u>
Times: Proposed Amortization Rate	4.05%
Amortization of CIAC	\$0

Less: Amortization of CIAC \$0

DEPRECIATION EXPENSE **\$45,335**

Mount Tipton Water Co., Inc.
Annual Report
Balance Sheet Assets
12/31/22

Balance Sheet Assets				
	Assets		Balance at Beginning of Year (2022)	Balance at End of Year (2022)
Account No.	Current and Accrued Assets			
131	Cash		\$235,571	\$241,148
134	Working Funds		0	0
135	Temporary Cash Investments		0	0
141	Customer Accounts Receivable		38,067	38,831
146	Notes Receivable from Associated Companies		0	0
151	Plant Material and Supplies		0	0
162	Prepayments		0	0
174	Miscellaneous Current and Accrued Assets		1,938	1,938
	Total Current and Accrued Assets		\$275,576	\$281,917
Account No.	Fixed Assets			
101	Utility Plant in Service*		\$1,494,549	\$1,235,287
103	Property Held for Future Use		0	0
105	Construction Work in Progress		0	0
108	Accumulated Depreciation (enter as negative)*		(699,943)	(444,463)
121	Non-Utility Property		0	0
122	Accumulated Depreciation - Non Utility		0	0
	Total Fixed Assets		\$794,606	\$790,824
	Total Assets		\$1,070,182	\$1,072,741

*Note these items feed automatically from AR3 UPIS Page 4

Mount Tipton Water Co., Inc.
Annual Report
Balance Sheet Liabilities and Owners Equity

Balance Sheet Liabilities and Owners Equity				
	Liabilities		Balance at Beginning of Year (2022)	Balance at End of Year (2022)
Account No.	Current Liabilities			
231	Accounts Payable		\$0	\$0
232	Notes Payable (Current Portion)		0	0
234	Notes Payable to Associated Companies		0	0
235	Customer Deposits		47,186	56,935
236	Accrued Taxes		17,508	7,510
237	Accrued Interest		0	0
242	Miscellaneous Current and Accrued Liabilities		0	0
	Total Current Liabilities		\$64,694	\$64,445
	Long Term Debt			
224	Long Term Debt (Notes and Bonds)		\$0	\$0
	Deferred Credits			
251	Unamortized Premium on Debt		\$0	\$0
252	Advances in Aid of Construction		62,294	0
255	Accumulated Deferred Investment Tax Credits		0	0
271	Contributions in Aid of Construction		0	0
272	Less: Amortization of Contributions		0	0
281	Accumulated Deferred Income Tax		0	0
	Total Deferred Credits		\$62,294	\$0
	Total Liabilities		\$126,988	\$64,445
	Capital Accounts			
201	Common Stock Issued		\$0	\$0
211	Other Paid-In Capital		0	0
215	Retained Earnings		943,194	1,008,295
218	Proprietary Capital (Sole Props and Partnerships)		0	0
	Total Capital		\$943,194	\$1,008,295
	Total Liabilities and Capital		\$1,070,182	\$1,072,740

Note: Total liabilities and Capital must match total assets for the beginning and end of the year!

Mount Tipton Water Co., Inc.
Annual Report
Water Comparative Income Statement
12/31/22

Water Comparative Income Statement			
Account No.	Calendar Year	Current Year 01/01/2022 - 12/31/2022	Last Year 01/01/2021 - 12/31/2021
	Operating Revenue		
461	Metered Water Revenue	\$417,740	\$399,868
460	Unmetered Water Revenue	37,342	35,094
462	Fire Protection Revenue	0	0
469	Guaranteed Revenues (Surcharges)	0	0
471	Miscellaneous Service Revenues	0	0
474	Other Water Revenue	2,220	2,975
	Total Revenues	\$457,302	\$437,937
	Operating Expenses		
601	Salaries and Wages	\$174,780	\$170,562
604	Employee Pensions and Benefits	0	0
610	Purchased Water	0	0
615	Purchased Power	40,945	34,473
618	Chemicals	0	0
620	Materials and Supplies	0	0
620.1	Repairs and Maintenance	8,345	8,414
620.2	Office Supplies and Expense	16,685	17,304
630	Contractual Services	0	0
631	Contractual Services - Engineering	0	110
632	Contractual Services - Accounting	8,118	8,006
633	Contractual Services - Legal	0	0
634	Contractual Services - Management Fees	0	0
635	Contractual Services - Water Testing	0	0
636	Contractual Services - Other	27,560	11,285
640	Rents	0	0
641	Rental of Building/Real Property	0	0
642	Rental of Equipment	863	0
650	Transportation Expenses	13,953	15,997
657	Insurance - General Liability	17,956	15,868
657.1	Insurance - Health and Life	0	0
665	Regulatory Commission Expense - Rate	0	0
670	Bad Debt Expense	0	0
675	Miscellaneous Expense	10,782	6,258
403	Depreciation Expense (From Schedule AR4)	45,335	44,591
408	Taxes Other Than Income	23,486	25,565
408.11	Property Taxes	6,186	21,900
409	Income Taxes	0	0
427.1	Customer Security Deposit Interest	0	0
	Total Operating Expenses	\$394,994	\$380,333
	Operating Income / (Loss)	\$62,308	\$57,604
	Other Income / (Expense)		
419	Interest and Dividend Income	\$16	(\$286)
421	Non-Utility Income	(185)	705
426	Miscellaneous Non-Utility (Expense)	3,521	0
427	Interest (Expense)	0	0
	Total Other Income / (Expense)	\$3,352	\$419
	Net Income / (Loss)	\$65,660	\$58,023

Full time equivalent employees

	Direct Company	Allocated	Outside service	Total
President	0.0	0.0	NA	0.0
Vice-president	0.0	0.0	NA	0.0
Manager	1,632.0	0.0	NA	1,632.0
Engineering Staff	0.0	0.0	NA	0.0
System Operator(s)	6,427.0	0.0	NA	6,427.0
Meter reader	714.0	0.0	NA	714.0
Customer Service	1,701.0	0.0	NA	1,701.0
Accounting	0.0	0.0	NA	0.0
Business Office	0.0	0.0	NA	0.0
Rates Department	0.0	0.0	NA	0.0
Administrative Staff	0.0	0.0	NA	0.0
Other	0.0	0.0	NA	0.0
Total	10,474.0	0.0	0.0	10,474.0

Mount Tipton Water Co., Inc.
Annual Report
Supplemental Financial Data (Long-Term Debt)
12/31/22

Supplemental Financial Data (Long-Term Debt)				
	Loan #1	Loan #2	Loan #3	Loan #4
Date Issued	NA	NA	NA	NA
Source of Loan	NA	NA	NA	NA
ACC Decision No.	NA	NA	NA	NA
Reason for Loan	NA	NA	NA	NA
Dollar Amt. Issued	NA	NA	NA	NA
Amount Outstanding	NA	NA	NA	NA
Date of Maturity	NA	NA	NA	NA
Interest Rate	NA	NA	NA	NA
Current Year Interest	NA	NA	NA	NA
Current Year Principal	NA	NA	NA	NA

Meter Deposit Balance at Test Year End:	\$32,070
---	----------

Meter Deposits Refunded During the Test Year:	\$9,971
---	---------

List all bonds, notes, loans, and other types of indebtedness in which the proceeds were used in the provision of public utility service. Indebtedness incurred for personal uses by the owner of the utility should not be listed. Input 0 or none if there is nothing to report for that cell.

Well and Water Usage											
Name of the System:		MT TIPTON WATER CO INC									
ADEQ Public Water System Number:		AZ0408059									
ADWR PCC Number:		91-000333.0000									
Well registry 55# (55-XXXXXX):	Pump Horsepower	Pump Yield (gpm)	Casing Depth (feet)	Casing Diameter (inches)	Pump Motor Type **	Year Drilled	Water level 2012	Water level 2022	Meter Size (inches)	How measured:	Active
55-922726	40	150	700	8	submersible	2019	NA	409	3	Metered	Yes
55-911950	40	140	806	8	submersible	2010	457	471	3	Metered	Yes
55-510178	15	36	900	8	submersible	1985	786	788	2	Metered	Yes
55-508835	15	35	700	8	submersible	1984	611	467	3	Metered	Yes
55-601847	NA	NA	500	6	NA	1978	446	417	2	Metered	No
55-601848	NA	21	147	2	NA	1972	NA	A	3	Metered	Yes
55-601846	NA	NA	465	8	NA	1966	NA	NA	NA	N/A	No
55-601849	NA	NA	350	8	NA	1962	131	106	NA	N/A	No
55-520733	NA	NA	540	8	NA	1988	NA	NA	NA	N/A	No
NA	NA	NA	NA	NA	NA	NA	NA	NA	NA	N/A	N/A
NA	NA	NA	NA	NA	NA	NA	NA	NA	NA	N/A	N/A
NA	NA	NA	NA	NA	NA	NA	NA	NA	NA	N/A	N/A
NA	NA	NA	NA	NA	NA	NA	NA	NA	NA	N/A	N/A
NA	NA	NA	NA	NA	NA	NA	NA	NA	NA	N/A	N/A
NA	NA	NA	NA	NA	NA	NA	NA	NA	NA	N/A	N/A
NA	NA	NA	NA	NA	NA	NA	NA	NA	NA	N/A	N/A
NA	NA	NA	NA	NA	NA	NA	NA	NA	NA	N/A	N/A
NA	NA	NA	NA	NA	NA	NA	NA	NA	NA	N/A	N/A

Name of system water delivered to:	MT TIPTON WATER CO INC
ADWR PCC Number:	91-000333.0000
Source of water delivered to another system	NA

Name of system water received from:	MT TIPTON WATER CO INC
ADWR PCC Number:	91-000333.0000
Source of water received	NA
Well registry 55# (55-XXXXXX):	NA

Month	Water withdrawn (gallons) ¹	Water sold (gallons) ²	Water delivered (sold) to other systems (gallons) ³	Water received (purchased) from other systems (gallons) ⁴	Estimated authorized use (gallons) ⁵	Purchased Power Expense ⁶	Purchased Power (kWh) ⁷
January	3,056,950.00	2,599,142.00	0.00	0.00	0.00	\$2,420	18,174
February	3,229,610.00	2,610,412.00	0.00	0.00	117,828.00	2,729	20,377
March	4,069,020.00	3,280,530.00	0.00	0.00	6,200.00	2,738	20,447
April	3,745,260.00	3,689,444.00	0.00	0.00	30,000.00	3,127	23,038
May	4,163,660.00	3,847,796.00	0.00	0.00	8,057.00	4,092	29,973
June	6,397,090.00	5,908,887.00	0.00	0.00	108,558.00	4,406	31,936
July	5,806,950.00	5,052,041.00	0.00	0.00	88,739.00	4,758	34,554
August	4,850,790.00	4,387,058.00	0.00	0.00	74,700.00	3,858	28,017
September	5,160,590.00	4,040,094.00	0.00	0.00	63,526.00	4,008	28,875
October	4,003,470.00	4,035,041.00	0.00	0.00	33,097.00	3,302	23,739
November	3,272,670.00	2,881,178.00	0.00	0.00	33,976.00	3,067	21,786
December	3,893,540.00	2,421,231.00	0.00	0.00	34,557.00	2,582	18,311
Totals	51,649,600.00	44,752,854.00	0.00	0.00	599,238.00	\$41,087	299,227

If applicable, in the space below please provide a description for all un-metered water use along with amounts:

Line Breaks and leaks estimated loss 726,420 gallons.

1 Water withdrawn - Total gallons of water withdrawn from pumped sources.

2 Water sold - Total gallons from customer meters, and other sales such as construction water

3 Water delivered (sold) to other systems - Total gallons of water delivered to other systems

4 Water received (purchased) from other systems - Total gallons of water purchased/received from other systems.

5 Estimated authorized use - Total estimated gallons from authorized metered or unmetered use. Authorized uses such as flushing (mains, services and hydrants) draining/cleaning tanks, process, construction, fire fighting, etc. Non-authorized use (real losses) are service line breaks and leaks, water main breaks, meter inaccuracies and theft.

6 Enter the total purchased power costs for the power meters associated with this system.

7 Enter the total purchased kWh used by the power meters associated with this system.

Water Utility Plant Description			
Name of the System:	MT TIPTON WATER CO INC		
ADEQ Public Water System Number:	AZ0408059		
ADWR PCC Number:	91-000333.0000		

MAINS		
Sizes (inches)	Material	Length (feet)
2.00	VARIOUS	70,343
3.00	VARIOUS	1,975
4.00	VARIOUS	31,484
5.00	VARIOUS	0
6.00	VARIOUS	81,975
8.00	VARIOUS	12,255
NA	NA	0
NA	NA	0
NA	NA	0
NA	NA	0
NA	NA	0
NA	NA	0
NA	NA	0
NA	NA	0
NA	NA	0

SERVICE LINES		
Material	Percent of system	Year installed
PVC	80%	NA
Black poly	20%	NA
NA	0%	0
NA	0%	0
NA	0%	0

CUSTOMER METERS			
Size (inches)	Quantity	Percent over 1,000,000 gallons	Percent over 10 years old
1	3	0%	0%
1.5	1	0%	0%
2	1	0%	0%
4	1	0%	0%
5/8 X 3/4	753	0%	0%
NA	0	0%	0%
NA	0	0%	0%
NA	0	0%	0%
NA	0	0%	0%
NA	0	0%	0%
NA	0	0%	0%
NA	0	0%	0%
NA	0	0%	0%
NA	0	0%	0%
NA	0	0%	0%
NA	0	0%	0%
NA	0	0%	0%
NA	0	0%	0%

BOOSTER PUMPS		
Horsepower	GPM	Quantity
55	0	5
7.5	0	1
10	0	1
0	0	0

FIRE HYDRANTS	
Type	Quantity
Standard *	3
Other	0

STORAGE TANKS			
Capacity (gallons)	Material	Quantity	Year installed
510,000	Steel	7	0
30,000	PVC	3	0
0	0	0	0
0	0	0	0
0	0	0	0
0	0	0	0
0	0	0	0

PRESSURE/BLADDER TANKS			
Capacity (gallons)	Material	Quantity	Year installed
1,000	steel	1	1998
0	0	0	0
0	0	0	0
0	0	0	0
0	0	0	0
0	0	0	0
0	0	0	0

* A standard fire hydrant has two 2.5 inch hose connection nozzles with 7.5 threads per inch, and one 4.5 inch pumper connection nozzle with 4 threads per inch.

Water Utility Plant Description (Continued)

For the following three items, list the utility owned assets in each category for each system.

TREATMENT EQUIPMENT:	NA
STRUCTURES:	Office, Storage building, Well and pump houses, storage Tanks
OTHER:	NA

Provide a calculation used to determine the value of one water equivalent residential connection (ERC).

Use one of the following methods:

- (a) If actual flow data are available from the preceding 12 months, divide the total annual single family residence (SFR) gallons sold by the average number of single family residence customers for the same period and divide the result by
- (b) If no historical flow data are available, use:

$$\text{ERC} = (\text{Total SFR gallons sold (Omit 000)} / 365 \text{ days} / 350 \text{ gallons per day})$$

ERC

254

 Method used:

(a)

Customer and Other Information	
Name of the System:	Mount Tipton Water Co., Inc.
ADEQ Public Water System Number:	8059
ADWR PCC Number:	91-000333.0000

Month	Number of Customers				
	Single-Family	Multi-Family	Commercial	Turf/Irrigation	Other Non-Residential
January	754	0	50	0	0
February	706	0	50	0	0
March	712	0	50	0	0
April	710	0	48	0	0
May	712	0	48	0	0
June	727	0	48	0	0
July	724	0	49	0	0
August	727	0	49	0	0
September	722	0	48	0	0
October	716	0	48	0	0
November	717	0	49	0	0
December	718	0	49	0	0
0					

If the system has fire hydrants, what is the fire flow requirements? GPM for hrs.

Does the system have chlorination treatment?

Does the Company have an ADWR Gallons Per Capita Per Day (GPCPD) requirement?
If yes, provide the GPCPD amount:

Is the Water Utility located in an ADWR Active Management Area (AMA)?
If yes, which AMA?

What is the present system connection capacity (in ERCs *) using existing lines?

What is the future system connection capacity (in ERCs *) upon service area buildout?

Describe any plans and estimated completion dates for any enlargements or improvements of this system.

The completion of A new welland standpipe by the end of 2024 with ARP funds.

* an ERC is based on the calculation on the bottom of AR9 page 12.

Mount Tipton Water Co., Inc.
Annual Report
Utility Shutoffs / Disconnects
12/31/22

Utility Shutoffs / Disconnects	
Name of the System:	Mt Tipton Water Co., Inc
ADEQ Public Water System Number:	8059
ADWR PCC Number:	91-000333.0000

Month	Termination without Notice R14-2-410.B	Termination with Notice R14-2- 410.C	Other
January	0	8	0
February	0	4	0
March	0	8	0
April	0	0	0
May	0	11	0
June	0	3	0
July	0	4	0
August	0	6	0
September	0	0	0
October	0	3	0
November	0	4	0
December	0	6	0
Total	0	57	0

Other (description):

0

Instructions: Fill out the Grey Cells with the relevant information. Input 0 or none if there is nothing recorded in that account or there is no applicable information to report.

Mount Tipton Water Co., Inc.
Annual Report
Property Taxes
12/31/22

Property Taxes	
----------------	--

Amount of actual property taxes paid during Calendar Year 2022 was
--

\$16,475

If no property taxes paid, explain why.

0

Instructions: Fill out the Grey Cells with the relevant information. Input 0 or none if there is nothing recorded in that account or there is no applicable information to report.

Verification and Sworn Statement (Taxes)

Verification: State of ARIZONA I, the undersigned of the
(state name)

County of (county name):

Name (owner or official) title:

Company name:

MOHAVE
PRESIDENT
Mount Tipton Water Co., Inc.

DO SAY THAT THIS ANNUAL UTILITY PROPERTY TAX AND SALES TAX REPORT TO THE ARIZONA CORPORATION COMMISSION.

FOR THE YEAR ENDING:

12/31/22

HAS BEEN PREPARED UNDER MY DIRECTION, FROM THE ORIGINAL BOOKS, PAPERS AND RECORDS OF SAID UTILITY; THAT I HAVE CAREFULLY EXAMINED THE SAME, AND DECLARE THE SAME TO BE A COMPLETE AND CORRECT STATEMENT OF BUSINESS AND AFFAIRS OF SAID UTILITY FOR THE PERIOD COVERED BY THIS REPORT IN RESPECT TO EACH AND EVERY MATTER AND THING SET FORTH, TO THE BEST OF MY KNOWLEDGE, INFORMATION AND BELIEF.

Sworn Statement:

Walter G. Kipper
signature of owner/official

928 767 3713
telephone no.

SUBSCRIBED AND SWORN TO BEFORE ME A NOTARY PUBLIC
IN AND FOR THE COUNTY

THIS

26th

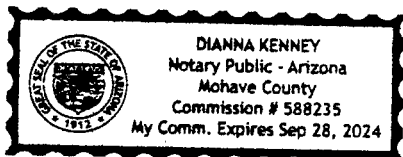
DAY OF

Mohave
(county name)

April 2023
(month) and (year)

MY COMMISSION EXPIRES

9/28/2024
(date)



Diana G. Kenney
(signature of notary public)

Verification and Sworn Statement

Verification:

State of ARIZONA I, the undersigned of the
(state name)

County of (county name):

0 MOHAVE

Name (owner or official) title:

0 PRESIDENT

Company name:

Mount Tipton Water Co., Inc.

DO SAY THAT THIS ANNUAL UTILITY PROPERTY TAX AND SALES TAX REPORT TO THE ARIZONA CORPORATION COMMISSION.

FOR THE YEAR ENDING: 12/31/22

HAS BEEN PREPARED UNDER MY DIRECTION, FROM THE ORIGINAL BOOKS, PAPERS AND RECORDS OF SAID UTILITY; THAT I HAVE CAREFULLY EXAMINED THE SAME, AND DECLARE THE SAME TO BE A COMPLETE AND CORRECT STATEMENT OF BUSINESS AND AFFAIRS OF SAID UTILITY FOR THE PERIOD COVERED BY THIS REPORT IN RESPECT TO EACH AND EVERY MATTER AND THING SET FORTH, TO THE BEST OF MY KNOWLEDGE, INFORMATION AND BELIEF.

Sworn Statement: IN ACCORDANCE WITH THE REQUIREMENTS OF TITLE 40, ARTICLE 8, SECTION 40-401, ARIZONA REVISED STATUTES, IT IS HEREIN REPORTED THAT THE GROSS OPERATING REVENUE OF SAID UTILITY DERIVED FROM ARIZONA INTRASTATE UTILITY OPERATIONS DURING THE CALENDAR YEAR WAS:

Arizona Intrastate Gross Operating Revenues Only (\$)

457,302.24

(The amount in the box above includes

0 in sales taxes
billed or collected)

Walter H. Huffer

signature of owner/official

928 767 3713

telephone no.

SUBSCRIBED AND SWORN TO BEFORE ME A NOTARY PUBLIC
IN AND FOR THE COUNTY

THIS

26th


DAY OF

Mohave
(county name)

April 2023
(month) and (year)

MY COMMISSION EXPIRES

9/28/2024
(date)



Dianna G. Kenney
(signature of notary public)

Verification and Sworn Statement (Residential Revenue)

Verification:

State of ARIZONA I, the undersigned of the
(state name)

County of (county name):

0

MOHAVE

Name (owner or official) title:

0

PRESIDENT

Company name:

Mount Tipton Water Co., Inc.

DO SAY THAT THIS ANNUAL UTILITY PROPERTY TAX AND SALES TAX REPORT TO THE ARIZONA CORPORATION COMMISSION.

FOR THE YEAR ENDING: 12/31/22

HAS BEEN PREPARED UNDER MY DIRECTION, FROM THE ORIGINAL BOOKS, PAPERS AND RECORDS OF SAID UTILITY; THAT I HAVE CAREFULLY EXAMINED THE SAME, AND DECLARE THE SAME TO BE A COMPLETE AND CORRECT STATEMENT OF BUSINESS AND AFFAIRS OF SAID UTILITY FOR THE PERIOD COVERED BY THIS REPORT IN RESPECT TO EACH AND EVERY MATTER AND THING SET FORTH, TO THE BEST OF MY KNOWLEDGE, INFORMATION AND BELIEF.

Sworn Statement:

IN ACCORDANCE WITH THE REQUIREMENTS OF TITLE 40, ARTICLE 8, SECTION 40-401, ARIZONA REVISED STATUTES, IT IS HEREIN REPORTED THAT THE GROSS OPERATING REVENUE OF SAID UTILITY DERIVED FROM ARIZONA INTRASTATE UTILITY OPERATIONS RECEIVED FROM RESIDENTIAL CUSTOMERS DURING THE CALENDAR YEAR WAS:

Arizona Intrastate Gross Operating Revenues Only (\$)

457,302.24

(The amount in the box above includes

0

in sales taxes
billed or collected)

Walter L. Kupper

signature of owner/official

928 767 2713

telephone no.

SUBSCRIBED AND SWORN TO BEFORE ME A NOTARY PUBLIC
IN AND FOR THE COUNTY

Mohave

(county name)

THIS

26th

DAY OF


April 2023

(month) and (year)

MY COMMISSION EXPIRES

9/28/2024

(date)



Dianna L. Kenney

(signature of notary public)

Mount Tipton Water Co., Inc.
Annual Report
for Income Tax Statement of Certification
12/31/22

for Income Tax Statement of Certification

Verification:

State of ARIZONA I, the undersigned of the
(state name)

County of (county name):

0 MOHAVE

Name (owner or official) title:

0 PRESIDENT

Company name:

Mount Tipton Water Co., Inc.

FOR THE YEAR ENDING: 12/31/22

Sworn Statement:

IN ACCORDANCE WITH THE REQUIREMENTS OF DECISION NO. 77084, BECAUSE THE UTILITY REQUIRES THE GROSS UP OF ADVANCES AND CONTRIBUTIONS, I HEREBY STATE THAT THE UTILITY A NET INCREASE IN CURRENT INCOME TAX EXPENSE OR A DECREASE IN DEFERRED TAX ASSET FOR A CARRY FORWARD ACCORDING TO GAAP IN AN AMOUNT EQUAL TO OR GREATER THAN THE AMOUNT OF THE REQUIRED GROSS UP PAID BY DEVELOPERS IN THE PERIOD COVERED BY THIS ANNUAL REPORT.

Walter G. Kuffer
signature of owner/official

928 767 3813
telephone no.

SUBSCRIBED AND SWORN TO BEFORE ME A NOTARY PUBLIC
IN AND FOR THE COUNTY

Mohave
(county name)

THIS

26th

DAY OF

April 2023
(month) and (year)

MY COMMISSION EXPIRES

9/28/2024
(date)

Dianna G. Kenney
(signature of notary public)

