

**ANNUAL REPORT**

Of

Company Name: Mountain Dell Water, Inc.  
1492 W. Palmer Ave.

Mailing Address: Flagstaff AZ  
86005

Docket No.: W-01877A  
For the Year Ended: 12/31/22

RECEIVED  
UTILITIES DIVISION  
2023 MAR 24 A 10:45  
ARIZONA CORPORATION  
COMMISSION

**WATER UTILITY**

To

Arizona Corporation Commission

**Due on April 15th**

Email: Util-Compliance@azcc.gov, mail or deliver the completed Annual Report to:

Arizona Corporation Commission  
Compliance Section - Utilities Division  
1200 West Washington Street  
Phoenix, Arizona 85007

Application Type: Original Filing  
Application Date: 1/24/2023

ARIZONA CORPORATION COMMISSION  
WATER UTILITY ANNUAL REPORT  
Mountain Dell Water, Inc.  
A Class ☐ E Utility

For the Calendar Year Ended: 12/31/22

Primary Address: 1492 W. Palmer Ave.  
City: Flagstaff State: AZ Zip Code: 86005

Telephone Number: 928-774-9550

Date of Original Organization of Utility: 1/15/1985

Person to whom correspondence should be addressed concerning this report:

Name: Peter Reznick  
Telephone No.: 928 774-9550  
Address: 1492 W. Palmer Ave.  
City: Flagstaff State: AZ Zip Code: 86005  
Email: Peterreznick2 @ OUTLOOK.COM

On-site manager  
Name: Same  
Telephone No.:  
Address:  
City: State: Zip Code:  
Email:

Name:  
Telephone No.:  
Address:  
City: State: Zip Code:  
Email:

Name:  
Telephone No.:  
Address:  
City: State: Zip Code:  
Email:

Name:  
Telephone No.:  
Address:  
City: State: Zip Code:  
Email:

Ownership:

Counties Served:

ARIZONA CORPORATION COMMISSION  
WATER UTILITY ANNUAL REPORT  
Mountain Dell Water, Inc.

Important changes during the year
-----------------------------------

<b>NO</b>
-----------

For those companies not subject to the affiliated interest rules, has there been a change in ownership or direct control during the year?
---

<b>NO</b>
-----------

If yes, please provide specific details in the box below.
---

--

<b>NO</b>
-----------

Has the company been notified by any other regulatory authorities during the year, that they are out of compliance?
---

If yes, please provide specific details in the box below.
---

--

Utility Plant in Service (Water)							
Account No.	Description	Beginning Year Original Cost	Current Year Additions	Current Year Retirements	Adjusted Original Cost	Accumulated Depreciation	OC/LD (OC less AD)
301	Organization	0			\$0		\$0
302	Franchises	0			0		0
303	Land and Land Rights	15000			0		15000 0
304	Structures and Improvements	12302			0	12126	176 0
305	Collecting & Improving Reservoirs	0			0		0
306	Lake, River, Canal Intakes	0			0		0
307	Wells and Springs	14000			0		14000 0
308	Infiltration Galleries	0			0		0
309	Supply Mains	0			0		0
310	Power Generation Equipment	0			0		0
311	Pumping Equipment	66007			0	48255	17752 0
320	Water Treatment Equipment	0			0		0
320.1	Water Treatment Plants	0			0		0
320.2	Solution Chemical Feeders	0			0		0
320.3	Point-of-Use Treatment Devices	0			0		0
330	Distribution Reservoirs and Standpipes	0			0		0
330.1	Storage Tanks	22252			0	16743	5509 0
330.2	Pressure Tanks	0			0		0
331	Transmission and Distribution Mains	11875			0	8625	3250 0
333	Services	0			0		0
334	Meters and Meter Installations	20886			0	12156	8730 0
335	Hydrants	0			0		0
336	Backflow Prevention Devices	0			0		0
339	Other Plant and Misc. Equipment	4143			0	3830	313 0
340	Office Furniture and Equipment	1500			0	1500	0
340.1	Computer & Software	0			0		0
341	Transportation Equipment	5907			0	5907	0
342	Stores Equipment	0			0		0
343	Tools, Shop and Garage Equipment	15000			0	15000	0
344	Laboratory Equipment	0			0		0
345	Power Operated Equipment	1781			0	1781	0
346	Communication Equipment	0			0		0
347	Miscellaneous Equipment	0			0		0
348	Other Tangible Plant	2911			0	2911	0
	Totals	193564	\$0	\$0	\$0	128834	64610 \$0

Mountain Dell Water, Inc.  
Annual Report  
Depreciation Expense for the Current Year (Water)  
12/31/22

Depreciation Expense for the Current Year (Water)									
Account No.	Description	Beginning Year Original Cost	Current Year Additions	Current Year Retirements	Adjusted Original Cost	Fully Depreciated/Non-depreciable Plant	Depreciable Plant	Depreciation Percentages	Depreciation Expense
301	Organization	\$0	\$0	\$0	\$0		\$0		\$0
302	Franchises	0	0	0	0		0		0
303	Land and Land Rights	15000	0	0	0		0		0
304	Structures and Improvements	12302	0	0	0		0	2.8	343
305	Collecting & Improving Reservoirs	0	0	0	0		0		0
306	Lake, River, Canal Intakes	0	0	0	0		0		0
307	Wells and Springs	14000	0	0	0		0		0
308	Infiltration Galleries	0	0	0	0		0		0
309	Supply Mains	0	0	0	0		0		0
310	Power Generation Equipment	0	0	0	0		0		0
311	Pumping Equipment	66007	0	0	0		0	5	3300
320	Water Treatment Equipment	0	0	0	0		0		0
320.1	Water Treatment Plants	0	0	0	0		0		0
320.2	Solution Chemical Feeders	0	0	0	0		0		0
320.3	Point-of-Use Treatment Devices	0	0	0	0		0		0
330	Distribution Reservoirs and Standpipes	0	0	0	0		0		0
330.1	Storage Tanks	22252	0	0	0		0	5	324
330.2	Pressure Tanks	0	0	0	0		0		0
331	Transmission and Distribution Mains	11875	0	0	0		0	5	500
333	Services	0	0	0	0		0		0
334	Meters and Meter Installations	20886	0	0	0		0	5	816
335	Hydrants	0	0	0	0		0		0
336	Backflow Prevention Devices	0	0	0	0		0		0
339	Other Plant and Misc. Equipment	4143	0	0	0		0	5	207
340	Office Furniture and Equipment	1500	0	0	0		0		0
340.1	Computer & Software	0	0	0	0		0		0
341	Transportation Equipment	5907	0	0	0		0		0
342	Stores Equipment	0	0	0	0		0		0
343	Tools, Shop and Garage Equipment	15000	0	0	0		0		0
344	Laboratory Equipment	0	0	0	0		0		0
345	Power Operated Equipment	1781	0	0	0		0		0
346	Communication Equipment	0	0	0	0		0		0
347	Miscellaneous Equipment	0	0	0	0		0		0
348	Other Tangible Plant	2911	0	0	0		0		0
	<b>Subtotal</b>	<b>193564</b>	<b>\$0</b>	<b>\$0</b>	<b>193564</b>	<b>\$0</b>	<b>\$0</b>		<b>5490</b>

Contribution(s) in Aid of Construction (Gross)  
Less: Non Amortizable Contribution(s)  
Fully Amortized Contribution(s)  
Amortizable Contribution(s)  
Times: Proposed Amortization Rate  
Amortization of CIAC

\$0

Less: Amortization of CIAC

DEPRECIATION EXPENSE **5490**

Mountain Dell Water, Inc.  
Annual Report  
Balance Sheet Assets  
12/31/22

Balance Sheet Assets				
	Assets		Balance at Beginning of Year (2022)	Balance at End of Year (2022)
Account No.	<b>Current and Accrued Assets</b>			
131	Cash		24230	18732
134	Working Funds			
135	Temporary Cash Investments			
141	Customer Accounts Receivable			
146	Notes Receivable from Associated Companies			
151	Plant Material and Supplies			
162	Prepayments			
174	Miscellaneous Current and Accrued Assets		24230	18732
	<b>Total Current and Accrued Assets</b>		\$0	\$0
Account No.	<b>Fixed Assets</b>			
101	Utility Plant in Service*		193564 \$0	193564 \$0
103	Property Held for Future Use			
105	Construction Work in Progress			
108	Accumulated Depreciation (enter as negative)*		(135843)	(128894)0
121	Non-Utility Property			
122	Accumulated Depreciation - Non Utility			
	<b>Total Fixed Assets</b>		57781 \$0	64670 \$0
	<b>Total Assets</b>		82011 \$0	83402 \$0

\*Note these items feed automatically from AR3 UPIS Page 4

Mountain Dell Water, Inc.  
Annual Report  
Balance Sheet Liabilities and Owners Equity

Balance Sheet Liabilities and Owners Equity				
	Liabilities		Balance at Beginning of Year (2022)	Balance at End of Year (2022)
Account No.	Current Liabilities			
231	Accounts Payable			
232	Notes Payable (Current Portion)			
234	Notes Payable to Associated Companies			
235	Customer Deposits		123	334
236	Accrued Taxes			
237	Accrued Interest			
242	Miscellaneous Current and Accrued Liabilities			
	<b>Total Current Liabilities</b>		123 \$0	334 \$0
	Long Term Debt			
224	Long Term Debt (Notes and Bonds)			
	Deferred Credits			
251	Unamortized Premium on Debt			
252	Advances in Aid of Construction			
255	Accumulated Deferred Investment Tax Credits			
271	Contributions in Aid of Construction			
272	Less: Amortization of Contributions			
281	Accumulated Deferred Income Tax			
	<b>Total Deferred Credits</b>		\$0	\$0
	<b>Total Liabilities</b>		\$0	\$0
	Capital Accounts			
201	Common Stock Issued		22000	22000
211	Other Paid-In Capital			
215	Retained Earnings		59888	61068
218	Proprietary Capital (Sole Props and Partnerships)			
	<b>Total Capital</b>		81888 \$0	83068 \$0
	<b>Total Liabilities and Capital</b>		82011 \$0	83402 \$0

**Note: Total liabilities and Capital must match total assets for the beginning and end of the year!**

Mountain Dell Water, Inc.  
Annual Report  
Water Comparative Income Statement  
12/31/22

Water Comparative Income Statement			
Account No.	Calendar Year	Current Year 01/01/2022 - 12/31/2022	Last Year 01/01/2021 - 12/31/2021
	<b>Operating Revenue</b>		
461	Metered Water Revenue	34793	40272
460	Unmetered Water Revenue		
462	Fire Protection Revenue		
469	Guaranteed Revenues (Surcharges)		
471	Miscellaneous Service Revenues		
474	Other Water Revenue	200	330
	<b>Total Revenues</b>	34993 \$0	40602 \$0
	<b>Operating Expenses</b>		
601	Salaries and Wages		
604	Employee Pensions and Benefits		
610	Purchased Water		
615	Purchased Power	10121	8662
618	Chemicals		
620	Materials and Supplies	3205	3103
620.1	Repairs and Maintenance	2000	5611
620.2	Office Supplies and Expense	2765	2763
630	Contractual Services		
631	Contractual Services - Engineering		
632	Contractual Services - Accounting		
633	Contractual Services - Legal		
634	Contractual Services - Management Fees		
635	Contractual Services - Water Testing	1168	580
636	Contractual Services - Other		
640	Rents		
641	Rental of Building/Real Property	14400	14400
642	Rental of Equipment	2400	
650	Transportation Expenses		
657	Insurance - General Liability	1008	1794
657.1	Insurance - Health and Life		
665	Regulatory Commission Expense - Rate		
670	Bad Debt Expense		
675	Miscellaneous Expense		
403	Depreciation Expense (From Schedule AR4)	5490	5282
408	Taxes Other Than Income	2685	2616
408.11	Property Taxes	946	986
409	Income Taxes		
427.1	Customer Security Deposit Interest		
	<b>Total Operating Expenses</b>	46188	46195 \$0
	<b>Operating Income / (Loss)</b>	(1195) \$0	(5593) \$0
	<b>Other Income / (Expense)</b>		
419	Interest and Dividend Income		
421	Non-Utility Income		
426	Miscellaneous Non-Utility (Expense)		
427	Interest (Expense)		
	<b>Total Other Income / (Expense)</b>	\$0	\$0
	<b>Net Income / (Loss)</b>	(1195) \$0	(5593) \$0

46188



Mountain Dell Water, Inc.  
 Annual Report  
 Full time equivalent employees  
 12/31/22

Full time equivalent employees
--------------------------------

	Direct Company	Allocated	Outside service	Total
President	<b>2080</b>			0.0
Vice-president				0.0
Manager				0.0
Engineering Staff				0.0
System Operator(s)				0.0
Meter reader				0.0
Customer Service				0.0
Accounting				0.0
Business Office				0.0
Rates Department				0.0
Administrative Staff				0.0
Other				0.0
<b>Total</b>	<b>2080.0</b>	0.0	0.0	0.0

Mountain Dell Water, Inc.  
Annual Report  
Supplemental Financial Data (Long-Term Debt)  
12/31/22

Supplemental Financial Data (Long-Term Debt)				
	Loan #1	Loan #2	Loan #3	Loan #4
Date Issued				
Source of Loan				
ACC Decision No.				
Reason for Loan				
Dollar Amt. Issued				
Amount Outstanding				
Date of Maturity				
Interest Rate				
Current Year Interest				
Current Year Principal				

Meter Deposit Balance at Test Year End:	334
---	-----

Meter Deposits Refunded During the Test Year:	196
---	-----

*List all bonds, notes, loans, and other types of indebtedness in which the proceeds were used in the provision of public utility service. Indebtedness incurred for personal uses by the owner of the utility should not be listed. Input 0 or none if there is nothing to report for that cell.*

## Well and Water Usage

[illegible]

Name of system water delivered to:	
ADWR PCC Number:	
Source of water delivered to another system	

Name of system water received from:	
ADWR PCC Number:	
Source of water received	
Well registry 55# (55-XXXXXX):	

Month	Water withdrawn (gallons)1	Water sold (gallons)2	Water delivered (sold) to other systems (gallons)3	Water received (purchased) from other systems (gallons)4	Estimated authorized use (gallons)5	Purchased Power Expense6	Purchased Power (kWh)7
January	318	277					
February	269	239					
March	305	276					
April	321	287					
May	420	376					
June	465	422					
July	310	296					
August	360	332					
September	311	287					
October	360	320					
November	258	232					
December	275	244					
<b>Totals</b>	<b>3972.00</b>	<b>3588.00</b>	<b>0.00</b>	<b>0.00</b>	<b>0.00</b>	<b>\$0</b>	<b>0</b>

If applicable, in the space below please provide a description for all un-metered water use along with amounts:

--

- |   |   |
|---|---|
| 1 | Water withdrawn - Total gallons of water withdrawn from pumped sources.   |
| 2 | Water sold - Total gallons from customer meters, and other sales such as construction water.  |
| 3 | Water delivered (sold) to other systems - Total gallons of water delivered to other systems.  |
| 4 | Water received (purchased) from other systems - Total gallons of water purchased/received from other systems.   |
| 5 | Estimated authorized use - Total estimated gallons from authorized metered or unmetered use. Authorized uses such as flushing (mains, services and hydrants) draining/cleaning tanks, process, construction, fire fighting, etc. Non-authorized use (real losses) are service line breaks and leaks, water main breaks, meter inaccuracies and theft. |
| 6 | Enter the total purchased power costs for the power meters associated with this system.   |
| 7 | Enter the total purchased kWh used by the power meters associated with this system.   |

### Water Utility Plant Description

Name of the System:	0		
AIDEQ Public Water System Number:			
AIDWR PCC Number:			

---

**MAINS**

[illegible]

## CUSTOMER METERS

[illegible]

## SERVICE LINES

SERVICE LINES		
Material	Percent of system	Year installed
steel	60	1970
Poly	40	2010

## BOOSTER PUMPS

BOOSTER PUMPS		
Horsepower	GPM	Quantity
10	37	1
15	90	1

## FIRE HYDRANTS

FIRE HYDRANTS	
Type	Quantity
Standard *	
Other	

## STORAGE TANKS

STORAGE TANKS			
Capacity (gallons)	Material	Quantity	Year installed
10000	Steel	4	1995
			2006
			1975
			2021

## PRESSURE/BLADDER TANKS

PRESSURE/BLADDERTANKS			
Capacity (gallons)	Material	Quantity	Year installed
2000	Steel	1	2005

\* A standard fire hydrant has two 2.5 inch hose connection nozzles with 7.5 threads per inch, and one 4.5 inch pumper connection nozzle with 4 threads per inch.

Water Utility Plant Description (Continued)
---

For the following three items, list the utility owned assets in each category for each system.

<b>TREATMENT EQUIPMENT:</b>	
<b>STRUCTURES:</b>	<i>Pump house, Power house, well houses (2)</i>
<b>OTHER:</b>	<i>Tanks, pressure tank, Truck, Backhoe</i>

**Provide a calculation used to determine the value of one water equivalent residential connection (ERC).**

Use one of the following methods:

- (a) If actual flow data are available from the preceding 12 months, divide the total annual single family residence (SFR) gallons sold by the average number of single family residence customers for the same period and divide the result by 365
- (b) If no historical flow data are available, use:  
ERC = (Total SFR gallons sold (Omit 000) / 365 days / 350 gallons per day )

ERC	<i>116</i>
Method used:	<i>a</i>

Customer and Other Information	
Name of the System:	0
ADWQ Public Water System Number:	
ADWR PCC Number:	

Month	Number of Customers				
	Single-Family	Multi-Family	Commercial	Turf/Irrigation	Other Non-Residential
January	86	1			
February	86	1			
March	86	1			
April	86	1			
May	86	1			
June	86	1			
July	86	1			
August	86	1			
September	86	1			
October	86	1			
November	86	1			
December	86	1			

If the system has fire hydrants, what is the fire flow requirements?  GPM for  hrs.

Does the system have chlorination treatment?

Does the Company have an ADWR Gallons Per Capita Per Day (GPCPD) requirement?

If yes, provide the GPCPD amount:

Is the Water Utility located in an ADWR Active Management Area (AMA)?

If yes, which AMA?

What is the present system connection capacity (in ERCs \*) using existing lines?

What is the future system connection capacity (in ERCs \*) upon service area buildout?

Describe any plans and estimated completion dates for any enlargements or improvements of this system.

\* an ERC is based on the calculation on the bottom of AR9 page 12.

Mountain Dell Water, Inc.  
Annual Report  
Utility Shutoffs / Disconnects  
12/31/22

Utility Shutoffs / Disconnects	
Name of the System:	0
ADEQ Public Water System Number:	
ADWR PCC Number:	

Month	Termination without Notice R14-2-410.B	Termination with Notice R14-2- 410.C	Other
January	<del>0</del>		
February	<del>0</del>		
March	<del>0</del>		
April	<del>0</del>		
May	<del>0</del>		
June	<del>0</del>		
July	<del>0</del>		
August	<del>0</del>		
September	<del>0</del>		
October	<del>0</del>		
November	<del>0</del>		
December	<del>0</del>		
<b>Total</b>	<b>0</b>	<b>0</b>	<b>0</b>

Other (description):

**Instructions:** Fill out the Grey Cells with the relevent information. Input 0 or none if there is nothing recorded in that account or there is no applicable information to report.

Mountain Dell Water, Inc.  
Annual Report  
Property Taxes  
12/31/22

Property Taxes	
----------------	--

Amount of actual property taxes paid during Calendar Year 2022 was	
--	--

946
-----

If no property taxes paid, explain why.
---

<b>Instructions:</b> Fill out the Grey Cells with the relevant information. Input 0 or none if there is nothing recorded in that account or there is no applicable information to report.
---



Verification and Sworn Statement (Taxes)

Verification: State of Arizona I, the undersigned of the  
(state name)

County of (county name):

Coconino

Name (owner or official) title:

Peter Reznick

Company name:

Mountain Dell Water, Inc.

DO SAY THAT THIS ANNUAL UTILITY PROPERTY TAX AND SALES TAX REPORT TO THE ARIZONA CORPORATION COMMISSION.


FOR THE YEAR ENDING:

12/31/22

HAS BEEN PREPARED UNDER MY DIRECTION, FROM THE ORIGINAL BOOKS, PAPERS AND RECORDS OF SAID UTILITY; THAT I HAVE CAREFULLY EXAMINED THE SAME, AND DECLARE THE SAME TO BE A COMPLETE AND CORRECT STATEMENT OF BUSINESS AND AFFAIRS OF SAID UTILITY FOR THE PERIOD COVERED BY THIS REPORT IN RESPECT TO EACH AND EVERY MATTER AND THING SET FORTH, TO THE BEST OF MY KNOWLEDGE, INFORMATION AND BELIEF.

Sworn Statement:

RECEIVED  
UTILITIES DIVISION  
2023 MAR 24 A 10:45  
ARIZONA CORPORATION  
COMMISSION



signature of owner/official

928 774-9550

telephone no.

SUBSCRIBED AND SWORN TO BEFORE ME A NOTARY PUBLIC  
IN AND FOR THE COUNTY

THIS

20

DAY OF

Coconino

(county name)

March 2023

(month) and (year)

MY COMMISSION EXPIRES

06/02/2025  
(date)



Samantha Richards

(signature of notary public)

Verification and Sworn Statement

Verification:

State of 0 Arizona I, the undersigned of the  
(state name)

County of (county name):

0 Coconino

Name (owner or official) title:

0 Peter Reznick

Company name:

Mountain Dell Water, Inc.

DO SAY THAT THIS ANNUAL UTILITY PROPERTY TAX AND SALES TAX REPORT TO THE ARIZONA CORPORATION COMMISSION.

FOR THE YEAR ENDING: 12/31/22

HAS BEEN PREPARED UNDER MY DIRECTION, FROM THE ORIGINAL BOOKS, PAPERS AND RECORDS OF SAID UTILITY; THAT I HAVE CAREFULLY EXAMINED THE SAME, AND DECLARE THE SAME TO BE A COMPLETE AND CORRECT STATEMENT OF BUSINESS AND AFFAIRS OF SAID UTILITY FOR THE PERIOD COVERED BY THIS REPORT IN RESPECT TO EACH AND EVERY MATTER AND THING SET FORTH, TO THE BEST OF MY KNOWLEDGE, INFORMATION AND BELIEF.

Sworn Statement: IN ACCORDANCE WITH THE REQUIREMENTS OF TITLE 40, ARTICLE 8, SECTION 40-401, ARIZONA REVISED STATUTES, IT IS HEREIN REPORTED THAT THE GROSS OPERATING REVENUE OF SAID UTILITY DERIVED FROM ARIZONA INTRASTATE UTILITY OPERATIONS DURING THE CALENDAR YEAR WAS:

Arizona Intrastate Gross Operating Revenues Only (\$)

34993

(The amount in the box above includes

2685

in sales taxes  
billed or collected)

signature of owner/official

0 928 774-9550

telephone no.

SUBSCRIBED AND SWORN TO BEFORE ME A NOTARY PUBLIC  
IN AND FOR THE COUNTY

Coconino

(county name)

THIS

20

DAY OF

March 2023

(month) and (year)

MY COMMISSION EXPIRES

06/02/2025

(date)



Samantha Richards

(signature of notary public)

Verification and Sworn Statement (Residential Revenue)

Verification:

State of 0 Arizona I, the undersigned of the  
(state name)

County of (county name):

0 Coconino

Name (owner or official) title:

0 Peter Reznick

Company name:

Mountain Dell Water, Inc.

DO SAY THAT THIS ANNUAL UTILITY PROPERTY TAX AND SALES TAX REPORT TO THE ARIZONA CORPORATION COMMISSION.

FOR THE YEAR ENDING: 12/31/22

HAS BEEN PREPARED UNDER MY DIRECTION, FROM THE ORIGINAL BOOKS, PAPERS AND RECORDS OF SAID UTILITY; THAT I HAVE CAREFULLY EXAMINED THE SAME, AND DECLARE THE SAME TO BE A COMPLETE AND CORRECT STATEMENT OF BUSINESS AND AFFAIRS OF SAID UTILITY FOR THE PERIOD COVERED BY THIS REPORT IN RESPECT TO EACH AND EVERY MATTER AND THING SET FORTH, TO THE BEST OF MY KNOWLEDGE, INFORMATION AND BELIEF.

Sworn Statement: IN ACCORDANCE WITH THE REQUIREMENTS OF TITLE 40, ARTICLE 8, SECTION 40-401, ARIZONA REVISED STATUTES, IT IS HEREIN REPORTED THAT THE GROSS OPERATING REVENUE OF SAID UTILITY DERIVED FROM ARIZONA INTRASTATE UTILITY OPERATIONS RECEIVED FROM RESIDENTIAL CUSTOMERS DURING THE CALENDAR YEAR WAS:

RECEIVED  
UTILITIES DIVISION  
2023 MAR 24 A 10:45  
ARIZONA CORPORATION  
COMMISSION

Arizona Intrastate Gross Operating Revenues Only (\$)

34993

(The amount in the box above includes

2685

in sales taxes  
billed or collected)

[Signature]  
signature of owner/official

0 928 774-9550  
telephone no.

SUBSCRIBED AND SWORN TO BEFORE ME A NOTARY PUBLIC  
IN AND FOR THE COUNTY

Coconino

(county name)

THIS

20


DAY OF

March 2023

(month) and (year)

MY COMMISSION EXPIRES

06/02/2025  
(date)



Samantha Richards

(signature of notary public)



Mountain Dell Water, Inc.  
Annual Report  
for Income Tax Statement of Certification  
12/31/22

**for Income Tax Statement of Certification**

**Verification:**

State of 0 Arizona I, the undersigned of the  
(state name)

County of (county name):

0 Coconino

Name (owner or official) title:

0 Peter Reznick


Company name:

Mountain Dell Water, Inc.

FOR THE YEAR ENDING: 12/31/22

**Sworn Statement:**

IN ACCORDANCE WITH THE REQUIREMENTS OF DECISION NO. 77084, BECAUSE THE UTILITY REQUIRES THE GROSS UP OF ADVANCES AND CONTRIBUTIONS, I HEREBY STATE THAT THE UTILITY A NET INCREASE IN CURRENT INCOME TAX EXPENSE OR A DECREASE IN DEFERRED TAX ASSET FOR A CARRY FORWARD ACCORDING TO GAAP IN AN AMOUNT EQUAL TO OR GREATER THAN THE AMOUNT OF THE REQUIRED GROSS UP PAID BY DEVELOPERS IN THE PERIOD COVERED BY THIS ANNUAL REPORT.

  
Signature of owner/official

0 928-774-9550  
telephone no.

SUBSCRIBED AND SWORN TO BEFORE ME A NOTARY PUBLIC  
IN AND FOR THE COUNTY

Coconino  
(county name)

THIS

20

DAY OF

March 2023  
(month) and (year)

MY COMMISSION EXPIRES

06/02/2025  
(date)



Samantha Richards  
(signature of notary public)