

RECEIVED  
UTILITIES DIVISION

2019 APR -3 A 8:41

**ANNUAL REPORT**

Of

Company Name: Oak Creek Public Service, LLC  
PO Box 103

Mailing Address: Cornville AZ  
86325

Docket No.: W-04304A  
For the Year Ended: 12/31/18

**WATER UTILITY**

To

Arizona Corporation Commission

**Due on April 15th**

Email: [rdelafuente@azcc.gov](mailto:rdelafuente@azcc.gov), mail or deliver the completed Annual Report to:  
Arizona Corporation Commission  
Compliance Section - Utilities Division  
1200 West Washington Street  
Phoenix, Arizona 85007

Application Type: Original Filing  
Application Date: 3/31/2019

4-10-19

ARIZONA CORPORATION COMMISSION  
WATER UTILITY ANNUAL REPORT  
Oak Creek Public Service, LLC  
A Class ☐ Utility

1. For the Calendar Year Ended: 12/31/18

2. Address: 

P O Box 103			
City:	Cornville	State:	Arizona
Zip Code:	86325		

3. Telephone Number: 

928-634-4869
--------------

4. Date of Original Organization of Utility: 

1/1/2016
----------

5. Person to whom correspondence should be addressed concerning this report:

Name: 

Alan W Williams
-----------------

  
Telephone No. : 

928-300-0541
--------------

  
Address: 

2180 E Amy Drive			
City:	Camp Verde	State:	Arizona
Zip Code:	86322		

  
Email: 

tjkadad@suddenlink.net
------------------------

6. On-Site Manager:

Name: 

Alan W Williams
-----------------

  
Telephone No. : 

928-300-0541
--------------

  
Address: 

2180 E Amy Drive			
City:	Camp Verde	State:	Arizona
Zip Code:	86322		

  
Email: 

tjkadad@suddenlink.net
------------------------

7. Ownership: 

Limited Liability Company ("LLC")
-----------------------------------

8. Counties Served: 

Yavapai
---------

Oak Creek Public Service, LLC  
Annual Report  
Utility Plant in Service (Water)  
12/31/18

Utility Plant in Service (Water)							
Account No.	Description	Beginning Year Original Cost	Current Year Additions	Current Year Retirements	Adjusted Original Cost	Accumulated Depreciation	OCLD (OC less AD)
301	Organization	\$0	\$0	\$0	\$0	\$0	\$0
302	Franchises	0	0	0	0	0	0
303	Land and Land Rights	4,398	0	0	4,398	0	4,398
304	Structures and Improvements	31,582	0	0	31,582	10,951	20,631
305	Collecting & Improving Reservoirs	0	0	0	0	0	0
306	Lake, River, Canal Intakes	0	0	0	0	0	0
307	Wells and Springs	8,383	0	0	8,383	8,383	0
308	Infiltration Galleries	0	0	0	0	0	0
309	Supply Mains	0	0	0	0	0	0
310	Power Generation Equipment	0	0	0	0	0	0
311	Pumping Equipment	32,423	0	0	32,423	32,423	0
320	Water Treatment Equipment	0	0	0	0	0	0
320.1	Water Treatment Plants	0	0	0	0	0	0
320.2	Solution Chemical Feeders	1,393	0	0	1,393	1,116	277
320.3	Point-of-Use Treatment Devices	0	0	0	0	0	0
330	Distribution Reservoirs and Standpipes	0	0	0	0	0	0
330.1	Storage Tanks	12,139	0	0	12,139	10,498	1,641
330.2	Pressure Tanks	1,349	0	0	1,349	1,349	0
331	Transmission and Distribution Mains	61,721	0	0	61,721	52,620	9,101
333	Services	33,447	0	0	33,447	18,734	14,713
334	Meters and Meter Installations	24,491	0	0	24,491	24,491	0
335	Hydrants	0	0	0	0	0	0
336	Backflow Prevention Devices	0	0	0	0	0	0
339	Other Plant and Misc. Equipment	15,000	0	0	15,000	11,310	3,690
340	Office Furniture and Equipment	0	500	0	500	71	429
340.1	Computer & Software	1,729	0	0	1,729	1,729	0
341	Transportation Equipment	7,500	0	0	7,500	6,218	1,282
342	Stores Equipment	0	0	0	0	0	0
343	Tools, Shop and Garage Equipment	0	0	0	0	0	0
344	Laboratory Equipment	0	0	0	0	0	0
345	Power Operated Equipment	0	0	0	0	0	0
346	Communication Equipment	0	0	0	0	0	0
347	Miscellaneous Equipment	0	0	0	0	0	0
348	Other Tangible Plant	0	0	0	0	0	0
	<b>Totals</b>	<b>\$235,555</b>	<b>\$500</b>	<b>\$0</b>	<b>\$236,055</b>	<b>\$179,893</b>	<b>\$56,162</b>

Instructions: Fill out the Grey Cells with the relevant information. Input 0 or none if there is nothing recorded in that account or there is no applicable information to report.

Oak Creek Public Service, LLC  
Annual Report  
Depreciation Expense for the Current Year (Water)  
12/31/18

Depreciation Expense for the Current Year (Water)								
Account No.	Description	Beginning Year Original Cost	Current Year Additions	Current Year Retirements	Adjusted Original Cost	Fully Depreciated/Non- depreciable Plant	Depreciation Percentages	Depreciation Expense
301	Organization	\$0	\$0	\$0	\$0	\$0	0.00%	\$0
302	Franchises	0	0	0	0	0	0.00%	0
303	Land and Land Rights	4,398	0	0	4,398	0	0.00%	0
304	Structures and Improvements	31,582	0	0	31,582	0	2.56%	810
305	Collecting & Improving Reservoirs	0	0	0	0	0	0.00%	0
306	Lake, River, Canal Intakes	0	0	0	0	0	0.00%	0
307	Wells and Springs	8,383	0	0	8,383	0	0.00%	0
308	Infiltration Galleries	0	0	0	0	0	0.00%	0
309	Supply Mains	0	0	0	0	0	0.00%	0
310	Power Generation Equipment	0	0	0	0	0	0.00%	0
311	Pumping Equipment	32,423	0	0	32,423	0	0.00%	0
320	Water Treatment Equipment	0	0	0	0	0	0.00%	0
320.1	Water Treatment Plants	0	0	0	0	0	0.00%	0
320.2	Solution Chemical Feeders	1,393	0	0	1,393	0	20.03%	279
320.3	Point-of-Use Treatment Devices	0	0	0	0	0	0.00%	0
330	Distribution Reservoirs and Standpipes	0	0	0	0	0	0.00%	0
330.1	Storage Tanks	12,139	0	0	12,139	0	2.22%	269
330.2	Pressure Tanks	1,349	0	0	1,349	0	2.00%	27
331	Transmission and Distribution Mains	61,721	0	0	61,721	0	2.00%	1,234
333	Services	33,447	0	0	33,447	0	3.33%	1,114
334	Meters and Meter Installations	24,491	0	0	24,491	0	0.00%	0
335	Hydrants	0	0	0	0	0	0.00%	0
336	Backflow Prevention Devices	0	0	0	0	0	0.00%	0
339	Other Plant and Misc. Equipment	15,000	0	0	15,000	0	9.84%	1,476
340	Office Furniture and Equipment	0	500	0	500	0	28.40%	71
340.1	Computer & Software	1,729	0	0	1,729	0	0.00%	0
341	Transportation Equipment	7,500	0	0	7,500	0	11.40%	855
342	Stores Equipment	0	0	0	0	0	0.00%	0
343	Tools, Shop and Garage Equipment	0	0	0	0	0	0.00%	0
344	Laboratory Equipment	0	0	0	0	0	0.00%	0
345	Power Operated Equipment	0	0	0	0	0	0.00%	0
346	Communication Equipment	0	0	0	0	0	0.00%	0
347	Miscellaneous Equipment	0	0	0	0	0	0.00%	0
348	Other Tangible Plant	0	0	0	0	0	0.00%	0
	<b>Subtotal</b>	<b>\$235,555</b>	<b>\$500</b>	<b>\$0</b>	<b>\$236,055</b>	<b>\$0</b>		<b>\$6,135</b>

Contribution(s) in Aid of Construction (Gross)	\$0
Less: Non Amortizable Contribution(s)	0
Fully Amortized Contribution(s)	0
Amortizable Contribution(s)	\$0
Times: Proposed Amortization Rate	2.60%
<b>Amortization of CIAC</b>	<b>\$0</b>

Less: Amortization of CIAC

**DEPRECIATION EXPENSE**

Instructions: Fill out the Grey Cells with the relevant information. Input 0 or none if there is nothing recorded in that account or there is no applicable information to report.

Oak Creek Public Service, LLC  
Annual Report  
Balance Sheet Assets  
12/31/18

Balance Sheet Assets				
	Assets		Balance at Beginning of Year (2018)	Balance at End of Year (2018)
Account No.	<b>Current and Accrued Assets</b>			
131	Cash		\$8,504	\$3,991
134	Working Funds		0	0
135	Temporary Cash Investments		0	0
141	Customer Accounts Receivable		594	1,602
146	Notes Receivable from Associated Companies		0	0
151	Plant Material and Supplies		0	0
162	Prepayments		0	0
174	Miscellaneous Current and Accrued Assets		0	0
	<b>Total Current and Accrued Assets</b>		<b>\$9,098</b>	<b>\$5,593</b>
Account No.	<b>Fixed Assets</b>			
101	Utility Plant in Service*		\$235,555	\$236,055
103	Property Held for Future Use		0	0
105	Construction Work in Progress		0	0
108	Accumulated Depreciation (enter as negative)*		(173,758)	(179,893)
121	Non-Utility Property		0	0
122	Accumulated Depreciation - Non Utility		0	0
	<b>Total Fixed Assets</b>		<b>\$61,797</b>	<b>\$56,162</b>
	<b>Total Assets</b>		<b>\$70,895</b>	<b>\$61,755</b>

**Instructions:** Fill out the Grey Cells with the relevant information. Input 0 or none if there is nothing recorded in that account or there is no applicable information to report.

\*Note these items feed automatically from AR3 UPIS Page 3

Oak Creek Public Service, LLC  
Annual Report  
Balance Sheet Liabilities and Owners Equity

Balance Sheet Liabilities and Owners Equity				
	Liabilities		Balance at Beginning of Year (2018)	Balance at End of Year (2018)
Account No.	Current Liabilities			
231	Accounts Payable		\$2,499	\$354
232	Notes Payable (Current Portion)		0	0
234	Notes Payable to Associated Companies		0	0
235	Customer Deposits		9,995	9,960
236	Accrued Taxes		403	1,644
237	Accrued Interest		0	0
242	Miscellaneous Current and Accrued Liabilities		1,611	0
	<b>Total Current Liabilities</b>		<b>\$14,508</b>	<b>\$11,958</b>
	Long Term Debt			
224	Long Term Debt (Notes and Bonds)		\$0	\$0
	Deferred Credits			
251	Unamortized Premium on Debt		\$0	\$0
252	Advances in Aid of Construction		2,170	0
255	Accumulated Deferred Investment Tax Credits		0	0
271	Contributions in Aid of Construction		0	0
272	Less: Amortization of Contributions		0	0
281	Accumulated Deferred Income Tax		0	0
	<b>Total Deferred Credits</b>		<b>\$2,170</b>	<b>\$0</b>
	<b>Total Liabilities</b>		<b>\$16,678</b>	<b>\$11,958</b>
	Capital Accounts			
201	Common Stock Issued		\$0	\$0
211	Other Paid-In Capital		0	0
215	Retained Earnings		54,217	49,797
218	Proprietary Capital (Sole Props and Partnerships)		0	0
	<b>Total Capital</b>		<b>\$54,217</b>	<b>\$49,797</b>
	<b>Total Liabilities and Capital</b>		<b>\$70,895</b>	<b>\$61,755</b>

**Instructions:** Fill out the Grey Cells with the relevant information. Input 0 or none if there is nothing recorded in that account or there is no applicable information to report.

**Note:** Total liabilities and Capital must match total assets for the beginning and end of the year!

Oak Creek Public Service, LLC  
Annual Report  
Water Comparative Income Statement  
12/31/18

Water Comparative Income Statement			
Account No.	Calendar Year	Current Year 01/01/2018 - 12/31/2018	Last Year 01/01/2017 - 12/31/2017
	<b>Operating Revenue</b>		
461	Metered Water Revenue	\$82,305	\$83,804
460	Unmetered Water Revenue	0	0
462	Fire Protection Revenue	0	0
469	Guaranteed Revenues (Surcharges)	0	0
471	Miscellaneous Service Revenues	0	0
474	Other Water Revenue	0	0
	<b>Total Revenues</b>	<b>\$82,305</b>	<b>\$83,804</b>
	<b>Operating Expenses</b>		
601	Salaries and Wages	\$33,210	\$27,445
604	Employee Pensions and Benefits	0	0
610	Purchased Water	0	0
615	Purchased Power	7,634	7,073
618	Chemicals	0	313
620	Materials and Supplies	0	0
620.1	Repairs and Maintenance	710	827
620.2	Office Supplies and Expense	9,674	4,850
630	Contractual Services	4,663	3,951
631	Contractual Services -Engineering	0	0
632	Contractual Services - Accounting	14,306	0
633	Contractual Services - Legal	0	0
634	Contractual Services - Management Fees	0	0
635	Contractual Services - Water Testing	1,000	4,406
636	Contractual Services - Other	0	0
640	Rents	0	0
641	Rental of Building/Real Property	0	3,600
642	Rental of Equipment	0	0
650	Transportation Expenses	70	1,362
657	Insurance - General Liability	1,634	1,635
657.1	Insurance - Health and Life	0	0
665	Regulatory Commission Expense - Rate	0	0
670	Bad Debt Expense	0	0
675	Miscellaneous Expense	0	1,417
403	Depreciation Expense (From Schedule AR4)	6,135	9,946
408	Taxes Other Than Income	3,830	5,073
408.11	Property Taxes	3,859	4,150
409	Income Taxes		0
427.1	Customer Security Deposit Interest		0
	<b>Total Operating Expenses</b>	<b>\$86,725</b>	<b>\$76,048</b>
	<b>Operating Income / (Loss)</b>	<b>(\$4,420)</b>	<b>\$7,756</b>
	<b>Other Income / (Expense)</b>		
419	Interest and Dividend Income		\$0
421	Non-Utility Income		0
426	Miscellaneous Non-Utility (Expense)		(36)
427	Interest (Expense)		0
	<b>Total Other Income / (Expense)</b>	<b>\$0</b>	<b>(\$36)</b>
	<b>Net Income / (Loss)</b>	<b>(\$4,420)</b>	<b>\$7,720</b>

**Instructions:** Fill out the Grey Cells with the relevant information. Input 0 or none if there is nothing recorded in that account or there is no applicable information to report.

Oak Creek Public Service, LLC  
Annual Report  
Full time equivalent employees  
12/31/18

**Full time equivalent employees**

	Direct Company	Outside service	Total
President	0.0	0.0	0.0
Vice-president	0.0	0.0	0.0
Manager	0.0	0.0	0.0
Engineering Staff	0.0	0.0	0.0
System Operator(s)	0.0	0.0	0.0
Meter reader	0.0	0.0	0.0
Customer Service	0.0	0.0	0.0
Accounting	0.0	0.0	0.0
Business Office	3.0	0.0	3.0
Rates Department	0.0	0.0	0.0
Administrative Staff	0.0	0.0	0.0
Other	0.0	0.0	0.0
<b>Total</b>	<b>3.0</b>	<b>0.0</b>	<b>3.0</b>

**Instructions:** Fill out the Grey Cells with the relevant information. Input 0 or none if there is nothing recorded in that account or there is no applicable information to report. A full-time employee is based on 2080 total hours per year. Please calculate partial employees using 2080 hours.



Oak Creek Public Service, LLC  
Annual Report  
Supplemental Financial Data (Long-Term Debt)  
12/31/18

Supplemental Financial Data (Long-Term Debt)				
	Loan #1	Loan #2	Loan #3	Loan #4
Date Issued	1/0/1900	1/0/1900	1/0/1900	1/0/1900
Source of Loan	0	0	0	0
ACC Decision No.	0	0	0	0
Reason for Loan	0	0	0	0
Dollar Amt. Issued	\$0	\$0	\$0	\$0
Amount Outstanding	\$0	\$0	\$0	\$0
Date of Maturity	1/0/1900	1/0/1900	1/0/1900	1/0/1900
Interest Rate	0.00%	0.00%	0.00%	0.00%
Current Year Interest	\$0	\$0	\$0	\$0
Current Year Principal	\$0	\$0	\$0	\$0

Meter Deposit Balance at Test Year End:	\$0
---	-----

Meter Deposits Refunded During the Test Year:	\$0
---	-----

***List all bonds, notes, loans, and other types of indebtedness in which the proceeds were used in the provision of public utility service. Indebtedness incurred for personal uses by the owner of the utility should not be listed. Input 0 or none if there is nothing to report for that cell.***

Oak Creek Public Service, LLC  
Annual Report  
Well and Water Usage  
12/31/18

[illegible]

Name of system water delivered to:	
ADWR PCC Number:	
Source of water delivered to another system	

Name of system water received from:	
ADWR PCC Number:	
Source of water received	
Well registry 55# (55-XXXXXX):	

Month	Water withdrawn (acre ft) <sup>1</sup>	Water sold (acre ft) <sup>2</sup>	Water delivered (sold) to other systems (acre ft) <sup>3</sup>	Water received (purchased) from other systems (acre ft) <sup>4</sup>	Estimated authorized use (acre ft) <sup>5</sup>	Purchased Power Expense <sup>6</sup>	Purchased Power (kWh) <sup>7</sup>
January	1,381	1,099				\$500	
February	1,253	947				534	
March	1,548	1,006				508	
April	1,702	961				722	
May	2,211	1,489				630	
June	2,840	2,102				775	
July	2,713	2,016				829	
August	2,788	2,001				673	
September	2,777	1,968				737	
October	2,679	1,858				619	
November	1,960	1,311				556	
December	1,805	1,156				551	
<b>Totals</b>	<b>25,657</b>	<b>17,914</b>	<b>0</b>	<b>0</b>	<b>0</b>	<b>\$7,634</b>	<b>0</b>

**If applicable, in the space below please provide a description for all un-metered water use along with amounts:**

NONE

**Instructions:** Fill out the Grey Cells with the relevant information. Input 0 or none if there is nothing recorded in that account or there is no applicable information to report.

- 1 Water withdrawn - Total acre feet of water withdrawn from pumped sources.  
2 Water sold - Total acre feet from customer meters, and other sales such as construction water.  
3 Water delivered (sold) to other systems - Total acre feet of water delivered to other systems.  
4 Water received (purchased) from other systems - Total acre feet of water purchased/received from other systems.  
5 Estimated authorized use - Total estimated acre feet from authorized metered or unmetered use. Authorized uses such as flushing (mains, services and hydrants) draining/cleaning tanks, process, construction, fire fighting, etc. Non-authorized use (real losses) are service line breaks and leaks, water main breaks, meter inaccuracies and theft.  
6 Enter the total purchased power costs for the power meters associated with this system.  
7 Enter the total purchased kWh used by the power meters associated with this system.

### Water Utility Plant Description

Name of the System:	OAK CREEK PUBLIC SERVICE, LLC	
ADEQ Public Water System Number:	AZ0413042	
ADWR PCC Number:	91-000631.0000	

MAINS		
Sizes (inches)	Material	Length (feet)
4.00	PVC	9,720
6.00	PVC	13,900

CUSTOMER METERS	
Size (inches)	Quantity
5/8 X 3/4	323

SERVICE LINES	
Material	Percent of system

BOOSTER PUMPS		
Horsepower	GPM	Quantity
10	150	1
7 1/2	150	1

FIRE HYDRANTS	
Type	Quantity
Standard *	
Other	

STORAGE TANKS		
Capacity (gallons)	Material	Quantity
48,000	STEEL	1

PRESSURE/BLADDER TANKS		
Capacity (gallons)	Material	Quantity
2,500		1

**Instructions:** Fill out the Grey Cells with the relevant information. Input 0 or none if there is nothing recorded in that account or there is no applicable information to report. Copy and paste this sheet as many times as is necessary.

\* A standard fire hydrant has two 2.5 inch hose connection nozzles with 7.5 threads per inch, and one 4.5 inch pumper connection nozzle with 4 threads per inch.

**Water Utility Plant Description (Continued)**

For the following three items, list the utility owned assets in each category for each system.

<b>TREATMENT EQUIPMENT:</b>	Stiener Liquid Chlorinator Pump
<b>STRUCTURES:</b>	20 by 35 Foot Pumphouse, 325 Feet of chain link fence around the well, 195 Feet of chain link fence 8 feet high at the pumphouse, 125 Feet of chain link fence 4 feet high at the pumphouse.
<b>OTHER:</b>	N/A

**Instructions:** Fill out the Grey Cells with the relevant information. Input 0 or none if there is nothing recorded in that account or there is no applicable information to report. Copy and paste this sheet as many times as is necessary.

Customer and Other Information	
Name of the System:	OAK CREEK PUBLIC SERVICE, LLC
ADEQ Public Water System Number:	AZ0413042
ADWR PCC Number:	91-000631.0000

Month	Number of Customers				
	Single-Family	Multi-Family	Commercial	Turf/Irrigation	Other Non-Residential
January	252	0	0	0	0
February	250	0	0	0	0
March	252	0	0	0	0
April	252	0	0	0	0
May	251	0	0	0	0
June	249	0	0	0	0
July	252	0	0	0	0
August	247	0	0	0	0
September	248	0	0	0	0
October	245	0	0	0	0
November	250	0	0	0	0
December	248	0	0	0	0

If the system has fire hydrants, what is the fire flow requirements?  GPM for  hrs.

Does the system have chlorination treatment?  Yes

Does the Company have an ADWR Gallons Per Capita Per Day (GCPCPD) requirement?  No

If yes, provide the GPCPD amount:

Is the Water Utility located in an ADWR Active Management Area (AMA)?  No

If yes, which AMA?

**Instructions:** Fill out the Grey Cells with the relevant information. Input 0 or none if there is nothing recorded in that account or there is no applicable information to report. Copy and paste this sheet as many times as is necessary.

Oak Creek Public Service, LLC  
Annual Report  
Property Taxes  
12/31/18

Property Taxes	
Amount of actual property taxes paid during Calendar Year 2018 was	\$3,859

If no property taxes paid, explain why.
N/A

**Instructions:** Fill out the Grey Cells with the relevant information. Input 0 or none if there is nothing recorded in that account or there is no applicable information to report.

Verification and Sworn Statement (Taxes)

Verification: State of Arizona I, the undersigned of the  
(state name)

County of (county name): Yavapai  
Name (owner or official) title: Alan Williams  
Company name: Oak Creek Public Service, LLC

DO SAY THAT THIS ANNUAL UTILITY PROPERTY TAX AND SALES TAX REPORT TO THE ARIZONA CORPORATION COMMISSION.

FOR THE YEAR ENDING: 12/31/18

HAS BEEN PREPARED UNDER MY DIRECTION, FROM THE ORIGINAL BOOKS, PAPERS AND RECORDS OF SAID UTILITY; THAT I HAVE CAREFULLY EXAMINED THE SAME, AND DECLARE THE SAME TO BE A COMPLETE AND CORRECT STATEMENT OF BUSINESS AND AFFAIRS OF SAID UTILITY FOR THE PERIOD COVERED BY THIS REPORT IN RESPECT TO EACH AND EVERY MATTER AND THING SET FORTH, TO THE BEST OF MY KNOWLEDGE, INFORMATION AND BELIEF.

Sworn Statement: I HEREBY ATTEST THAT ALL PROPERTY TAXES FOR SAID COMPANY ARE CURRENT AND PAID IN FULL.

I HEREBY ATTEST THAT ALL SALES TAXES FOR SAID COMPANY ARE CURRENT AND PAID IN FULL.

RECEIVED  
UTILITIES DIVISION  
2019 APR -3 A 8:43  
ARIZONA CORPORATION  
COMMISSION

Alan Williams  
signature of owner/official

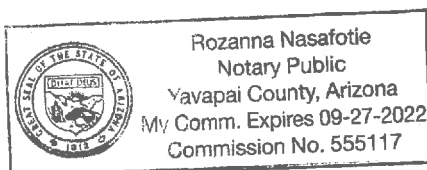
928-300-0541  
telephone no.

SUBSCRIBED AND SWORN TO BEFORE ME A NOTARY PUBLIC  
IN AND FOR THE COUNTY

THIS 1st DAY OF April, 2019  
(month) and (year)

MY COMMISSION EXPIRES

09-27-2022  
(date)



Rozanna Nasafotie  
(signature of notary public)

Verification and Sworn Statement

Verification:

State of Arizona I, the undersigned of the  
(state name)

County of (county name):

Yavapai

Name (owner or official) title:

Alan Williams

Company name:

Oak Creek Public Service, LLC

DO SAY THAT THIS ANNUAL UTILITY PROPERTY TAX AND SALES TAX REPORT TO THE ARIZONA CORPORATION COMMISSION.

FOR THE YEAR ENDING: 12/31/18

HAS BEEN PREPARED UNDER MY DIRECTION, FROM THE ORIGINAL BOOKS, PAPERS AND RECORDS OF SAID UTILITY; THAT I HAVE CAREFULLY EXAMINED THE SAME, AND DECLARE THE SAME TO BE A COMPLETE AND CORRECT STATEMENT OF BUSINESS AND AFFAIRS OF SAID UTILITY FOR THE PERIOD COVERED BY THIS REPORT IN RESPECT TO EACH AND EVERY MATTER AND THING SET FORTH, TO THE BEST OF MY KNOWLEDGE, INFORMATION AND BELIEF.

**Sworn Statement:** IN ACCORDANCE WITH THE REQUIREMENTS OF TITLE 40, ARTICLE 8, SECTION 40-401, ARIZONA REVISED STATUTES, IT IS HEREIN REPORTED THAT THE GROSS OPERATING REVENUE OF SAID UTILITY DERIVED FROM ARIZONA INTRASTATE UTILITY OPERATIONS DURING THE CALENDAR YEAR WAS:

Arizona Intrastate Gross Operating Revenues Only (\$)

\$87,208

(The amount in the box above includes

\$4,903 in sales taxes

billed or collected)

RECEIVED  
UTILITIES DIVISION  
2019 APR -3 A 8:43  
ARIZONA CORPORATION COMMISSION

Alan Williams

signature of owner/official

928-300-0541

telephone no.

SUBSCRIBED AND SWORN TO BEFORE ME A NOTARY PUBLIC  
IN AND FOR THE COUNTY

THIS

1st

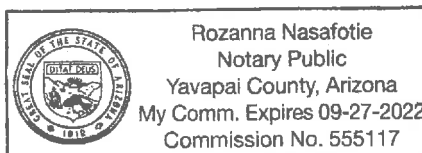
DAY OF

Yavapai  
(county name)

April, 2019  
(month) and (year)

MY COMMISSION EXPIRES

09-27-2022  
(date)



Rozanna Nasafotie  
(signature of notary public)



Verification and Sworn Statement (Residential Revenue)

Verification:

State of Arizona I, the undersigned of the  
(state name)

County of (county name): Yavapai  
Name (owner or official) title: Alan Williams  
Company name: Oak Creek Public Service, LLC

DO SAY THAT THIS ANNUAL UTILITY PROPERTY TAX AND SALES TAX REPORT TO THE ARIZONA CORPORATION COMMISSION.

FOR THE YEAR ENDING: 12/31/18

HAS BEEN PREPARED UNDER MY DIRECTION, FROM THE ORIGINAL BOOKS, PAPERS AND RECORDS OF SAID UTILITY; THAT I HAVE CAREFULLY EXAMINED THE SAME, AND DECLARE THE SAME TO BE A COMPLETE AND CORRECT STATEMENT OF BUSINESS AND AFFAIRS OF SAID UTILITY FOR THE PERIOD COVERED BY THIS REPORT IN RESPECT TO EACH AND EVERY MATTER AND THING SET FORTH, TO THE BEST OF MY KNOWLEDGE, INFORMATION AND BELIEF.

**Sworn Statement:** IN ACCORDANCE WITH THE REQUIREMENTS OF TITLE 40, ARTICLE 8, SECTION 40-401, ARIZONA REVISED STATUTES, IT IS HEREIN REPORTED THAT THE GROSS OPERATING REVENUE OF SAID UTILITY DERIVED FROM ARIZONA INTRASTATE UTILITY OPERATIONS RECEIVED FROM RESIDENTIAL CUSTOMERS DURING THE CALENDAR YEAR WAS:

Arizona Intrastate Gross Operating Revenues Only (\$)

\$87,208  
(The amount in the box above includes  
\$4,903 in sales taxes  
billed or collected)

Alan Williams  
signature of owner/official

928-300-0541  
telephone no.

SUBSCRIBED AND SWORN TO BEFORE ME A NOTARY PUBLIC  
IN AND FOR THE COUNTY

THIS

1st

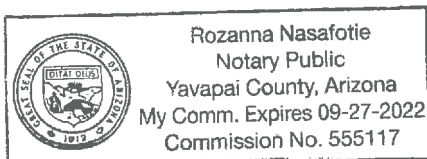
DAY OF

Yavapai  
(county name)

April, 2019  
(month) and (year)

MY COMMISSION EXPIRES

09-27-2022  
(date)



Rozanna Nasafotie  
(signature of notary public)