

Rec

RECEIVED
UTILITIES DIVISION

2020 MAR 27 A 10:48

ARIZONA CORPORATION
COMMISSION

ANNUAL REPORT

Of

Company Name: **Oak Creek Water Co., No 1**
90 Oak Creek Blvd

Mailing Address: Sedona AZ
86336

Docket No.: W-01392A
For the Year Ended: 12/31/19

WATER UTILITY

To

Arizona Corporation Commission

Due on April 15th

Email: rdelafuente@azcc.gov, mail or deliver the completed Annual Report to:
Arizona Corporation Commission
Compliance Section - Utilities Division
1200 West Washington Street
Phoenix, Arizona 85007

Application Type: **Original Filing**
Application Date: 2/27/2020

ARIZONA CORPORATION COMMISSION
 WATER UTILITY ANNUAL REPORT
 Oak Creek Water Co., No 1
 A Class Utility

For the Calendar Year Ended: 12/31/19

Primary Address:
 City: State: Zip Code:

Telephone Number:

Date of Original Organization of Utility:

Person to whom correspondence should be addressed concerning this report:

Name:
 Telephone No. :
 Address:
 City: State: Zip Code:
 Email:

Regulatory and Management Contact

Name:
 Telephone No. :
 Address:
 City: State: Zip Code:
 Email:

Regulatory and On-Site Manager Contact

Name:
 Telephone No. :
 Address:
 City: State: Zip Code:
 Email:

Statutory Agent and Attorney

Name:
 Telephone No. :
 Address:
 City: State: Zip Code:
 Email:

NA

Name:
 Telephone No. :
 Address:
 City: State: Zip Code:
 Email:

Ownership:

Counties Served:

Important changes during the year

No	For those companies not subject to the affiliated interest rules, has there been a change in ownership or direct control during the year? If yes, please provide specific details in the box below.
<div style="background-color: #cccccc; height: 80px;"></div>	

Yes	Has the company been notified by any other regulatory authorities during the year, that they are out of compliance? If yes, please provide specific details in the box below.
2/20/2019 Letter from ADEQ: Compliance Advisory - Missed Monitoring Deficiency for Arsenic 5/15/2019 Compliance Advisory - Late Data for Arsenic 8/2/2019 Letter from ADEQ: Compliance Advisory - Late Reporting of Consumer Confidence Report	

Utility Plant in Service (Water)							
Account No.	Description	Beginning Year Original Cost	Current Year Additions	Current Year Retirements	Adjusted Original Cost	Accumulated Depreciation	OCLD (OC less AD)
301	Organization	0	\$0	\$0	\$0	\$0	\$0
302	Franchises	4,277	\$0	\$0	4,277	0	4,277
303	Land and Land Rights	48,024	\$0	\$0	48,024	0	48,024
304	Structures and Improvements	460,477	\$0	\$0	460,477	321,152	139,325
305	Collecting & Improving Reservoirs	0	\$0	\$0	0	0	0
306	Lake, River, Canal Intakes	0	\$0	\$0	0	0	0
307	Wells and Springs	241,710	14,545	\$0	256,255	160,608	95,647
308	Infiltration Galleries	0	0	\$0	0	0	0
309	Supply Mains	0	0	\$0	0	0	0
310	Power Generation Equipment	0	0	\$0	0	0	0
311	Pumping Equipment	88,299	9,725	\$0	98,024	84,375	13,649
320	Water Treatment Equipment	0	0	\$0	0	0	0
320.1	Water Treatment Plants	0	0	\$0	0	0	0
320.2	Solution Chemical Feeders	0	0	\$0	0	0	0
320.3	Point-of-Use Treatment Devices	0	0	\$0	0	0	0
330	Distribution Reservoirs and Standpipes	173,557	0	\$0	173,557	167,367	6,190
330.1	Storage Tanks	166,641	0	\$0	166,641	18,496	148,145
330.2	Pressure Tanks	4,369	0	\$0	4,369	3,035	1,334
331	Transmission and Distribution Mains	1,164,159	0	\$0	1,164,159	592,058	572,101
333	Services	19,952	0	\$0	19,952	18,204	1,748
334	Meters and Meter Installations	117,394	37,683	\$0	155,077	93,297	61,780
335	Hydrants	75,425	128	\$0	75,553	24,255	51,298
336	Backflow Prevention Devices	0	0	\$0	0	0	0
339	Other Plant and Misc. Equipment	4,424	0	\$0	4,424	1,134	3,290
340	Office Furniture and Equipment	24,057	170	0	24,227	13,201	11,026
340.1	Computer & Software	79,353	0	0	79,353	59,878	19,475
341	Transportation Equipment	71,146	0	25,636	45,510	34,316	11,194
342	Stores Equipment	0	0	0	0	0	0
343	Tools, Shop and Garage Equipment	13,760	3,395	0	17,155	7,891	9,264
344	Laboratory Equipment	0	0	0	0	0	0
345	Power Operated Equipment	0	0	0	0	0	0
346	Communication Equipment	16,952	0	0	16,952	9,843	7,109
347	Miscellaneous Equipment	2,899	0	0	2,899	2,899	0
348	Other Tangible Plant	0	0	0	0	0	0
	Totals	\$2,776,875	\$65,646	\$25,636	\$2,816,885	\$1,612,009	\$1,204,876

Oak Creek Water Co., No 1
Annual Report
Depreciation Expense for the Current Year (Water)
12/31/19

Depreciation Expense for the Current Year (Water)									
Account No.	Description	Beginning Year Original Cost	Current Year Additions	Current Year Retirements	Adjusted Original Cost	Fully Depreciated/Non-depreciable Plant	Depreciable Plant	Depreciation Percentages	Depreciation Expense
301	Organization	\$0	\$0	\$0	\$0	\$0	\$0	0.00%	\$0
302	Franchises	4,277	0	0	4,277	4,277	0	0.00%	0
303	Land and Land Rights	48,024	0	0	48,024	48,024	0	0.00%	0
304	Structures and Improvements	460,477	0	0	460,477	0	460,477	3.33%	15,334
305	Collecting & Improving Reservoirs	0	0	0	0	0	0	2.22%	0
306	Lake, River, Canal Intakes	0	0	0	0	0	0	2.50%	0
307	Wells and Springs	241,710	14,545	0	256,255	0	256,255	3.33%	8,291
308	Infiltration Galleries	0	0	0	0	0	0	6.67%	0
309	Supply Mains	0	0	0	0	0	0	2.00%	0
310	Power Generation Equipment	0	0	0	0	0	0	5.00%	0
311	Pumping Equipment	88,299	9,725	0	98,024	59,010	39,014	12.50%	4,269
320	Water Treatment Equipment	0	0	0	0	0	0	0.00%	0
320.1	Water Treatment Plants	0	0	0	0	0	0	3.33%	0
320.2	Solution Chemical Feeders	0	0	0	0	0	0	20.00%	0
320.3	Point-of-Use Treatment Devices	0	0	0	0	0	0	0.00%	0
330	Distribution Reservoirs and Standpipes	173,557	0	0	173,557	0	173,557	2.22%	3,853
330.1	Storage Tanks	166,641	0	0	166,641	0	166,641	2.22%	3,699
330.2	Pressure Tanks	4,369	0	0	4,369	0	4,369	5.00%	218
331	Transmission and Distribution Mains	1,164,159	0	0	1,164,159	0	1,164,159	2.00%	23,283
333	Services	19,952	0	0	19,952	0	19,952	3.33%	664
334	Meters and Meter Installations	117,394	37,683	0	155,077	40,254	114,823	8.33%	7,995
335	Hydrants	75,425	128	0	75,553	0	75,553	2.00%	1,510
336	Backflow Prevention Devices	0	0	0	0	0	0	6.67%	0
339	Other Plant and Misc. Equipment	4,424	0	0	4,424	0	4,424	6.67%	295
340	Office Furniture and Equipment	24,057	170	0	24,227	2,818	21,409	6.67%	1,422
340.1	Computer & Software	79,353	0	0	79,353	46,742	32,611	20.00%	6,522
341	Transportation Equipment	71,146	0	25,636	45,510	0	45,510	20.00%	11,666
342	Stores Equipment	0	0	0	0	0	0	4.00%	0
343	Tools, Shop and Garage Equipment	13,760	3,395	0	17,155	3,641	13,514	5.00%	591
344	Laboratory Equipment	0	0	0	0	0	0	10.00%	0
345	Power Operated Equipment	0	0	0	0	0	0	5.00%	0
346	Communication Equipment	16,952	0	0	16,952	5,103	11,849	10.00%	1,185
347	Miscellaneous Equipment	2,899	0	0	2,899	2,899	0	10.00%	0
348	Other Tangible Plant	0	0	0	0	0	0	10.00%	0
	Subtotal	\$2,776,875	\$65,646	\$25,636	\$2,816,885	\$212,768	\$2,604,117		\$90,798

Contribution(s) in Aid of Construction (Gross)	\$747,881
Less: Non Amortizable Contribution(s)	0
Fully Amortized Contribution(s)	327,704
Amortizable Contribution(s)	<u>\$420,177</u>
Times: Proposed Amortization Rate	3.49%
Amortization of CIAC	\$14,650

Less: Amortization of CIAC	\$14,650
DEPRECIATION EXPENSE	\$76,148



ULLMANN & COMPANY, P.C.
CERTIFIED PUBLIC ACCOUNTANTS

4647 N. 32nd Street, Suite 220 ▪ Phoenix, AZ 85018
Phone (602) 224-0166 ▪ Fax (602) 224-6062 ▪ www.ullmanncpa.com

To the Board of Directors of
Oak Creek Water Co., No. 1
Sedona, Arizona

Management is responsible for the accompanying financial statements of Oak Creek Water Co., No. 1 (a cooperative water utility corporation), which comprise the balance sheets as of December 31, 2019 and 2018, and the related comparative statements of income and expense for the years then ended included in the accompanying prescribed form in accordance with accounting principles generally accepted in the United States of America. We have performed a compilation engagement in accordance with Statements on Standards for Accounting and Review Services promulgated by the Accounting and Review Services Committee of the AICPA. We did not audit or review the financial statements included in the accompanying prescribed form nor were we required to perform any procedures to verify the accuracy or completeness of the information provided by management. We do not express an opinion, a conclusion, nor provide any form of assurance on the financial statements included in the accompanying prescribed form.

The financial statements included in the accompanying prescribed form are presented in accordance with the requirements of the Arizona Corporation Commission, and are not intended to be a presentation in accordance with accounting principles generally accepted in the United States of America.

The supplementary information contained in pages 2-5 and 9-20 of the prescribed form is presented for purposes of additional analysis and is not a required part of the basic financial statements. Such information is the responsibility of management. The supplementary information contained in pages 2, 4-5, 10, and 16-20 was subject to our compilation engagement. We have not audited or reviewed this supplementary information. The supplementary information contained in pages 3, 9 and 11-15 was not subject to our compilation engagement. We do not express an opinion, a conclusion, nor provide any assurance on any supplementary information.

This report is intended solely for the information and use of Oak Creek Water Co., No. 1 and the Arizona Corporation Commission, and is not intended to be and should not be used by anyone other than these specified parties

Ullmann & Company

ULLMANN & COMPANY, P.C.
Certified Public Accountants

February 27, 2020

Oak Creek Water Co., No 1
Annual Report
Balance Sheet Assets
12/31/19

Balance Sheet Assets				
	Assets		Balance at Beginning of Year (2019)	Balance at End of Year (2019)
Account No.	Current and Accrued Assets			
131	Cash		\$32,098	\$62,806
134	Working Funds		0	0
135	Temporary Cash Investments		0	0
141	Customer Accounts Receivable		30,611	24,518
146	Notes Receivable from Associated Companies		0	0
151	Plant Material and Supplies		28,164	33,394
162	Prepayments		2,698	5,346
174	Miscellaneous Current and Accrued Assets		39,366	50,012
	Total Current and Accrued Assets		\$132,937	\$176,076
Account No.	Fixed Assets			
101	Utility Plant in Service*		\$2,776,875	\$2,816,885
103	Property Held for Future Use		3,639	3,639
105	Construction Work in Progress		19,192	58,339
108	Accumulated Depreciation (enter as negative)*		(1,546,846)	(1,612,009)
121	Non-Utility Property		0	0
122	Accumulated Depreciation - Non Utility		0	0
	Total Fixed Assets		\$1,252,860	\$1,266,854
	Total Assets		\$1,385,797	\$1,442,930

*Note these items feed automatically from AR3 UPIS Page 4

Oak Creek Water Co., No 1
Annual Report
Balance Sheet Liabilities and Owners Equity

Balance Sheet Liabilities and Owners Equity				
	Liabilities		Balance at Beginning of Year (2019)	Balance at End of Year (2019)
Account No.	Current Liabilities			
231	Accounts Payable		\$18,729	\$3,330
232	Notes Payable (Current Portion)		0	39,789
234	Notes Payable to Associated Companies		0	0
235	Customer Deposits		48,658	48,928
236	Accrued Taxes		48,260	45,145
237	Accrued Interest		0	0
242	Miscellaneous Current and Accrued Liabilities		8,883	10,397
	Total Current Liabilities		\$124,530	\$147,589
	Long Term Debt			
224	Long Term Debt (Notes and Bonds)		\$367,611	\$337,001
	Deferred Credits			
251	Unamortized Premium on Debt		\$0	\$0
252	Advances in Aid of Construction		89,357	59,943
255	Accumulated Deferred Investment Tax Credits		0	0
271	Contributions in Aid of Construction		690,332	747,881
272	Less: Amortization of Contributions		(479,994)	(493,910)
281	Accumulated Deferred Income Tax		0	0
	Total Deferred Credits		\$299,695	\$313,914
	Total Liabilities		\$791,836	\$798,504
	Capital Accounts			
201	Common Stock Issued		\$0	\$0
211	Other Paid-In Capital		17,605	17,605
215	Retained Earnings		576,356	626,821
218	Proprietary Capital (Sole Props and Partnerships)		0	0
	Total Capital		\$593,961	\$644,426
	Total Liabilities and Capital		\$1,385,797	\$1,442,930

Note: Total liabilities and Capital must match total assets for the beginning and end of the year!

Oak Creek Water Co., No 1
Annual Report
Water Comparative Income Statement
12/31/19

Water Comparative Income Statement			
Account No.	Calendar Year	Current Year 01/01/2019 - 12/31/2019	Last Year 01/01/2018 - 12/31/2018
	Operating Revenue		
461	Metered Water Revenue	\$447,711	\$460,408
460	Unmetered Water Revenue	0	0
462	Fire Protection Revenue	0	0
469	Guaranteed Revenues (Surcharges)	90,565	0
471	Miscellaneous Service Revenues	0	0
474	Other Water Revenue	7,211	8,309
	Total Revenues	\$545,487	\$468,717
	Operating Expenses		
601	Salaries and Wages	\$209,240	\$177,060
604	Employee Pensions and Benefits	1,642	1,782
610	Purchased Water	0	0
615	Purchased Power	41,281	48,964
618	Chemicals	0	0
620	Materials and Supplies	(729)	1,883
620.1	Repairs and Maintenance	10,380	9,816
620.2	Office Supplies and Expense	4,255	3,310
630	Contractual Services	2,600	0
631	Contractual Services - Engineering	0	0
632	Contractual Services - Accounting	14,938	21,082
633	Contractual Services - Legal	16,435	2,050
634	Contractual Services - Management Fees	0	0
635	Contractual Services - Water Testing	4,400	4,546
636	Contractual Services - Other	2,742	2,630
640	Rents	0	0
641	Rental of Building/Real Property	0	0
642	Rental of Equipment	0	0
650	Transportation Expenses	3,005	1,871
657	Insurance - General Liability	13,422	12,601
657.1	Insurance - Health and Life	0	0
665	Regulatory Commission Expense - Rate	4,722	5,396
670	Bad Debt Expense	0	0
675	Miscellaneous Expense	45,627	52,695
403	Depreciation Expense (From Schedule AR4)	76,148	71,812
408	Taxes Other Than Income	16,623	13,166
408.11	Property Taxes	13,530	12,908
409	Income Taxes	0	0
427.1	Customer Security Deposit Interest	213	266
	Total Operating Expenses	\$480,474	\$443,838
	Operating Income / (Loss)	\$65,013	\$24,879
	Other Income / (Expense)		
419	Interest and Dividend Income	\$882	\$867
421	Non-Utility Income	3,630	0
426	Miscellaneous Non-Utility (Expense)	0	0
427	Interest (Expense)	(18,326)	(18,621)
	Total Other Income / (Expense)	(\$13,814)	(\$17,754)
	Net Income / (Loss)	\$51,199	\$7,125

0
Annual Report
Full time equivalent employees
12/31/19

Full time equivalent employees

	Direct Company	Allocated	Outside service	Total
President	0.5	0.0	0.0	0.5
Vice-president	0.0	0.0	0.0	0.0
Manager	0.5	0.0	0.0	0.5
Engineering Staff	1.0	0.0	0.0	1.0
System Operator(s)	1.0	0.0	0.0	1.0
Meter reader	0.0	0.0	0.0	0.0
Customer Service	0.0	0.0	0.0	0.0
Accounting	0.0	0.0	0.0	0.0
Business Office	1.0	0.0	0.0	1.0
Rates Department	0.0	0.0	0.0	0.0
Administrative Staff	0.0	0.0	0.0	0.0
Other	0.0	0.0	0.0	0.0
Total	4.0	0.0	0.0	4.0

Oak Creek Water Co., No 1
 Annual Report
 Supplemental Financial Data (Long-Term Debt)
 12/31/19

Supplemental Financial Data (Long-Term Debt)				
	Loan #1	Loan #2	Loan #3	Loan #4
Date Issued	5/24/2012	12/30/2016	12/7/2016	NONE
Source of Loan	WIFA	Ford Motor Credit	De Lange Landen	NONE
ACC Decision No.	72286	N/A	N/A	NONE
Reason for Loan	Improvements	Vehicle	Office Equipment	NONE
Dollar Amt. Issued	\$440,000	\$45,605	\$6,053	NONE
Amount Outstanding	\$316,442	\$20,559	\$0	NONE
Date of Maturity	5/1/2032	1/13/2022	12/7/2019	NONE
Interest Rate	4.20%	5.89%	8.00%	NONE
Current Year Interest	\$13,734	\$1,503	\$96	NONE
Current Year Principal	\$19,355	\$9,074	\$2,181	NONE

Meter Deposit Balance at Test Year End:	\$27,674
---	----------

Meter Deposits Refunded During the Test Year:	\$0
---	-----

List all bonds, notes, loans, and other types of indebtedness in which the proceeds were used in the provision of public utility service. Indebtedness incurred for personal uses by the owner of the utility should not be listed. Input 0 or none if there is nothing to report for that cell.

Well and Water Usage											
Name of the System:		OAK CREEK WATER CO #1									
ADEQ Public Water System Number:		AZ0413041									
ADWR PCC Number:		91-000630.0000									
Well registry 55# (55-XXXXXX):	Pump Horsepower	Pump Yield (gpm)	Casing Depth (feet)	Casing Diameter (inches)	Pump Motor Type **	Year Drilled	Water level 2010	Water level 2019	Meter Size (inches)	How measured:	Active
55-603920	40	95	600	7	Submersible	1978	496	NA	3"	Estimated	Yes
55-603919	40	100	600	7	Submersible	1964	496	NA	3"	Estimated	Yes
55-562092	70	265	600	10	Submersible	1997	NA	NA	4"	Estimated	Yes

Name of system water delivered to: _____
 ADWR PCC Number: _____
 Source of water delivered to another system: _____

Name of system water received from: _____
 ADWR PCC Number: _____
 Source of water received: _____
 Well registry 55# (55-XXXXXX): _____

Month	Water withdrawn (gallons) ¹	Water sold (gallons) ²	Water delivered (sold) to other systems (gallons) ³	Water received (purchased) from other systems (gallons) ⁴	Estimated authorized use (gallons) ⁵	Purchased Power Expense ⁶	Purchased Power (kWh) ⁷
January	4,275,229.00	5,319,840.00	0.00	0.00	0.00	\$2,614	19,726
February	3,729,769.00	3,920,115.00	0.00	0.00	0.00	2,662	19,158
March	4,501,935.00	3,962,801.00	0.00	0.00	0.00	3,208	25,152
April	8,622,715.00	6,943,866.00	0.00	0.00	0.00	3,636	33,498
May	7,645,809.00	6,111,477.00	0.00	0.00	0.00	3,482	31,834
June	9,239,284.00	8,842,346.00	0.00	0.00	0.00	3,276	25,531
July	10,341,605.00	8,019,207.00	0.00	0.00	0.00	4,481	44,422
August	8,626,902.00	8,330,264.00	0.00	0.00	0.00	4,124	40,535
September	8,919,523.00	9,882,340.00	0.00	0.00	0.00	4,646	46,671
October	8,145,120.00	7,537,598.00	0.00	0.00	0.00	3,620	34,210
November	6,104,545.00	6,321,539.00	0.00	0.00	0.00	3,591	34,149
December	4,903,378.00	5,122,726.00	0.00	0.00	52,000.00	1,941	25,299
Totals	85,055,814.00	80,314,119.00	0.00	0.00	52,000.00	\$41,281	380,185

If applicable, in the space below please provide a description for all un-metered water use along with amounts:
 The un-metered water use of 52,000 gallons in December 2019 was due to hydrant flushing.

¹ Water withdrawn - Total gallons of water withdrawn from pumped sources.
² Water sold - Total gallons from customer meters, and other sales such as construction water.
³ Water delivered (sold) to other systems - Total gallons of water delivered to other systems.
⁴ Water received (purchased) from other systems - Total gallons of water purchased/received from other systems.
⁵ Estimated authorized use - Total estimated gallons from authorized metered or un-metered use. Authorized uses such as flushing (mains, services and hydrants) draining/cleaning tanks, process, construction, fire fighting, etc. Non-authorized use (real losses) are service line breaks and leaks, water main breaks, meter inaccuracies and theft.
⁶ Enter the total purchased power costs for the power meters associated with this system.
⁷ Enter the total purchased kWh used by the power meters associated with this system.

Water Utility Plant Description

Name of the System:	OAK CREEK WATER CO #1
ADEQ Public Water System Number:	AZ0413041
ADWR PCC Number:	91-000630.0000

MAINS

Sizes (inches)	Material	Length (feet)
2.00	Galvanized	1,070
4.00	PVC	5,679
6.00	PVC	43,738
8.00	Ductile iron	443

CUSTOMER METERS

Size (inches)	Quantity	Percent over 1,00,000 gallons	Percent over 10 years old
0.75	657	90.00%	95.00%
1.00	44	50.00%	95.00%
1.50	18	50.00%	95.00%
2.00	9	50.00%	95.00%
3.00	1	50.00%	95.00%
4.00	15	50.00%	95.00%
6.00	4	50.00%	95.00%

SERVICE LINES

Material	Percent of system	Year installed

BOOSTER PUMPS

Horsepower	GPM	Quantity
7.5	125	1
7.5	60	1
5	50	1
5	25	1

FIRE HYDRANTS

Type	Quantity
Standard *	55
Other	

STORAGE TANKS

Capacity (gallons)	Material	Quantity	Year installed
60,000	Steel	1	1975
60,000	Steel	1	1980
84,000	Steel	1	1982
116,000	Steel	1	2014
150,000	Steel	1	1993

PRESSURE/BLADDER TANKS

Capacity (gallons)	Material	Quantity	Year installed
3,600	Steel	1	2009

* A standard fire hydrant has two 2.5 inch hose connection nozzles with 7.5 threads per inch, and one 4.5 inch pumper connection nozzle with 4 threads per inch.

Water Utility Plant Description (Continued)

For the following three items, list the utility owned assets in each category for each system.

TREATMENT EQUIPMENT:	Pump House 6'x8', Pump House 16'x10', Pump House 19'x8'
-----------------------------	---

STRUCTURES:	Office, Shop 76'x26' Storage
--------------------	------------------------------

OTHER:	
---------------	--

Provide a calculation used to determine the value of one water equivalent residential connection (ERC).

Use one of the following methods:

- (a) If actual flow data are available from the preceding 12 months, divide the total annual single family residence (SFR) gallons sold by the average number of single family residence customers for the same period and divide the result by 365
- (b) If no historical flow data are available, use:
 $ERC = (\text{Total SFR gallons sold (Omit 000)} / 365 \text{ days} / 350 \text{ gallons per day})$

ERC	629
Method used:	(b)

Customer and Other Information	
Name of the System:	OAK CREEK WATER CO #1
ADEQ Public Water System Number:	AZ0413041
ADWR PCC Number:	91-000630.0000

Month	Number of Customers				
	Single-Family	Multi-Family	Commercial	Turf/Irrigation	Other Non-Residential
January	545	92	72	13	27
February	547	90	69	13	26
March	546	90	69	13	26
April	549	90	70	13	26
May	545	91	70	13	26
June	549	89	71	13	26
July	556	89	72	13	26
August	561	90	71	13	26
September	555	90	71	13	26
October	550	89	71	13	27
November	552	88	72	13	27
December	555	90	72	13	26

If the system has fire hydrants, what is the fire flow requirements? GPM for hrs.

Does the system have chlorination treatment?

Does the Company have an ADWR Gallons Per Capita Per Day (GCPCPD) requirement?
If yes, provide the GPCPD amount:

Is the Water Utility located in an ADWR Active Management Area (AMA)?
If yes, which AMA?

What is the present system connection capacity (in ERCs *) using existing lines?

What is the future system connection capacity (in ERCs *) upon service area buildout?

Describe any plans and estimated completion dates for any enlargements or improvements of this system.

Installation of arsenic treatment plant by the end of 2026; hydrant and valve replacement is expected to be completed by 2025; and, the service line replacement project is to be completed by the end of 2025.

* an ERC is based on the calculation on the bottom of AR9 page 12.

0

Annual Report
 Utility Shutoffs / Disconnects
 12/31/19

Utility Shutoffs / Disconnects	
Name of the System:	OAK CREEK WATER CO #1
ADEQ Public Water System Number:	AZ0413041
ADWR PCC Number:	91-000630.0000

Month	Termination without Notice R14-2-410.B	Termination with Notice R14-2-410.C	Other
January	0	2	0
February	0	0	0
March	0	0	0
April	0	4	0
May	0	5	0
June	0	2	0
July	0	1	0
August	0	4	0
September	0	2	0
October	0	3	0
November	0	5	0
December	0	9	0
Total	0	37	0

Other (description):

Instructions: Fill out the Grey Cells with the relevent information. Input 0 or none if there is nothing recorded in that account or there is no applicable information to report.

Oak Creek Water Co., No 1
Annual Report
Property Taxes
12/31/19

Property Taxes	
Amount of actual property taxes paid during Calendar Year 2019 was	\$13,219

If no property taxes paid, explain why. None

Instructions: Fill out the Grey Cells with the relevant information. Input 0 or none if there is nothing recorded in that account or there is no applicable information to report.

Verification and Sworn Statement (Taxes)

Verification: State of Arizona I, the undersigned of the
(state name)

County of (county name): Yavapai
Name (owner or official) title: Doug Bowen, President
Company name: Oak Creek Water Co., No 1

DO SAY THAT THIS ANNUAL UTILITY PROPERTY TAX AND SALES TAX REPORT TO THE ARIZONA CORPORATION COMMISSION.

FOR THE YEAR ENDING: 12/31/19

HAS BEEN PREPARED UNDER MY DIRECTION, FROM THE ORIGINAL BOOKS, PAPERS AND RECORDS OF SAID UTILITY; THAT I HAVE CAREFULLY EXAMINED THE SAME, AND DECLARE THE SAME TO BE A COMPLETE AND CORRECT STATEMENT OF BUSINESS AND AFFAIRS OF SAID UTILITY FOR THE PERIOD COVERED BY THIS REPORT IN RESPECT TO EACH AND EVERY MATTER AND THING SET FORTH, TO THE BEST OF MY KNOWLEDGE, INFORMATION AND BELIEF.

Sworn Statement: I HEREBY ATTEST THAT ALL PROPERTY TAXES FOR SAID COMPANY ARE CURRENT AND PAID IN FULL.

I HEREBY ATTEST THAT ALL SALES TAXES FOR SAID COMPANY ARE CURRENT AND PAID IN FULL.

RECEIVED
UTILITIES DIVISION
2020 MAR 27 A 10:49
ARIZONA CORPORATION
COMMISSION

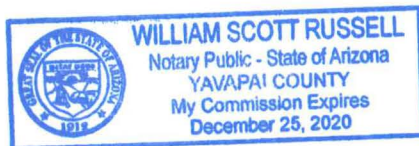
[Signature]
signature of owner/official

(928) 282-3404
telephone no.

SUBSCRIBED AND SWORN TO BEFORE ME A NOTARY PUBLIC
IN AND FOR THE COUNTY

THIS 23rd DAY OF March, 2020
(month) and (year)

MY COMMISSION EXPIRES 12/25/2020
(date)



[Signature]
(signature of notary public)

Verification and Sworn Statement

Verification:

State of Arizona I, the undersigned of the
(state name)
County of (county name): Yavapai
Name (owner or official) title: Doug Bowen, President
Company name: Oak Creek Water Co., No 1

DO SAY THAT THIS ANNUAL UTILITY PROPERTY TAX AND SALES TAX REPORT TO THE ARIZONA CORPORATION COMMISSION.

FOR THE YEAR ENDING: 12/31/19

HAS BEEN PREPARED UNDER MY DIRECTION, FROM THE ORIGINAL BOOKS, PAPERS AND RECORDS OF SAID UTILITY; THAT I HAVE CAREFULLY EXAMINED THE SAME, AND DECLARE THE SAME TO BE A COMPLETE AND CORRECT STATEMENT OF BUSINESS AND AFFAIRS OF SAID UTILITY FOR THE PERIOD COVERED BY THIS REPORT IN RESPECT TO EACH AND EVERY MATTER AND THING SET FORTH, TO THE BEST OF MY KNOWLEDGE, INFORMATION AND BELIEF.

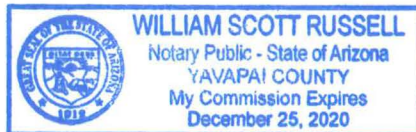
Sworn Statement: IN ACCORDANCE WITH THE REQUIREMENTS OF TITLE 40, ARTICLE 8, SECTION 40-401, ARIZONA REVISED STATUTES, IT IS HEREIN REPORTED THAT THE GROSS OPERATING REVENUE OF SAID UTILITY DERIVED FROM ARIZONA INTRASTATE UTILITY OPERATIONS DURING THE CALENDAR YEAR WAS:

Arizona Intrastate Gross Operating Revenues Only (\$)
\$582,488
(The amount in the box above includes
\$37,001 in sales taxes
billed or collected)

[Signature]
signature of owner/official
(928) 282-3404
telephone no.

RECEIVED
UTILITIES DIVISION
2020 MAR 27 A 10:49
ARIZONA CORPORATION
COMMISSION

SUBSCRIBED AND SWORN TO BEFORE ME A NOTARY PUBLIC
IN AND FOR THE COUNTY Yavapai
THIS 23rd DAY OF March, 2020
(month) and (year)
MY COMMISSION EXPIRES 12/25/2020
(date)



[Signature]
(signature of notary public)

Verification and Sworn Statement (Residential Revenue)

Verification:

State of Arizona I, the undersigned of the
 (state name)

County of (county name): Yavapai
 Name (owner or official) title: Doug Bowen, President
 Company name: Oak Creek Water Co., No 1

DO SAY THAT THIS ANNUAL UTILITY PROPERTY TAX AND SALES TAX REPORT TO THE ARIZONA CORPORATION COMMISSION.

FOR THE YEAR ENDING: 12/31/19

HAS BEEN PREPARED UNDER MY DIRECTION, FROM THE ORIGINAL BOOKS, PAPERS AND RECORDS OF SAID UTILITY; THAT I HAVE CAREFULLY EXAMINED THE SAME, AND DECLARE THE SAME TO BE A COMPLETE AND CORRECT STATEMENT OF BUSINESS AND AFFAIRS OF SAID UTILITY FOR THE PERIOD COVERED BY THIS REPORT IN RESPECT TO EACH AND EVERY MATTER AND THING SET FORTH, TO THE BEST OF MY KNOWLEDGE, INFORMATION AND BELIEF.

Sworn Statement:

IN ACCORDANCE WITH THE REQUIREMENTS OF TITLE 40, ARTICLE 8, SECTION 40-401, ARIZONA REVISED STATUTES, IT IS HEREIN REPORTED THAT THE GROSS OPERATING REVENUE OF SAID UTILITY DERIVED FROM ARIZONA INTRASTATE UTILITY OPERATIONS RECEIVED FROM RESIDENTIAL CUSTOMERS DURING THE CALENDAR YEAR WAS:

Arizona Intrastate Gross Operating Revenues Only (\$)

\$375,258

(The amount in the box above includes

\$23,837 in sales taxes
 billed or collected)

RECEIVED
 UTILITIES DIVISION
 2020 MAR 27 A 10:48
 ARIZONA CORPORATION
 COMMISSION

[Signature]
 signature of owner/official

(928) 282-3404

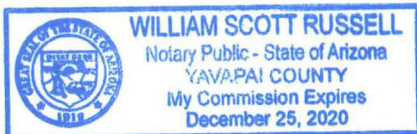
telephone no.

SUBSCRIBED AND SWORN TO BEFORE ME A NOTARY PUBLIC
 IN AND FOR THE COUNTY

Yavapai
 (county name)

THIS 23rd DAY OF March, 2020
 (month) and (year)

MY COMMISSION EXPIRES 12/25/2020
 (date)



[Signature]
 (signature of notary public)

Full Gross-up Method for Income Tax Statement of Certification

Verification:


State of Arizona I, the undersigned of the
(state name)

County of (county name): Yavapai
Name (owner or official) title: Doug Bowen, President
Company name: Oak Creek Water Co., No 1

FOR THE YEAR ENDING: 12/31/19

Sworn Statement:

IN ACCORDANCE WITH THE REQUIREMENTS OF DECISION NO. 77084, BECAUSE THE UTILITY REQUIRES THE GROSS UP OF ADVANCES AND CONTRIBUTIONS, I HEREBY STATE THAT THE UTILITY HAS NOT INCURRED NOR IS EXPECTED TO INCUR A NET INCREASE IN CURRENT INCOME TAX EXPENSE OR A DECREASE IN DEFERRED TAX ASSET FOR A CARRY FORWARD ACCORDING TO GAAP IN AN AMOUNT EQUAL TO OR GREATER THAN THE AMOUNT OF THE REQUIRED GROSS UP PAID BY DEVELOPERS IN THE PERIOD COVERED BY THIS ANNUAL REPORT.


signature of owner/official

(928) 282-3404
telephone no.

SUBSCRIBED AND SWORN TO BEFORE ME A NOTARY PUBLIC
IN AND FOR THE COUNTY

Yavapai
(county name)

THIS

23rd

DAY OF March, 2020
(month) and (year)

MY COMMISSION EXPIRES

12/25/2020
(date)


(signature of notary public)

