

RECEIVED
UTILITIES DIVISION

2017 JUN 17 P 2 53

ANNUAL REPORT

Of

Company Name: **OATMAN WATER COMPANY, LLC**
C/O Steve Anderson

Mailing Address: 9184 North 81st St
Scottsdale AZ 85258

Docket No.: W-404069A
For the Year Ended: 12/31/18

WATER UTILITY

To

Arizona Corporation Commission

Due on April 15th

Email: rdelafuente@azcc.gov, mail or deliver the completed Annual Report to:
Arizona Corporation Commission
Compliance Section - Utilities Division
1200 West Washington Street
Phoenix, Arizona 85007

Application Type: Original Filing
Application Date: 6/17/2019

6-25-19

ARIZONA CORPORATION COMMISSION
WATER UTILITY ANNUAL REPORT
OATMAN WATER COMPANY, LLC
A Class ☐ Utility

1. For the Calendar Year Ended: 12/31/18

2. Address:

9184 NORTH 81ST STREET			
City:	SCOTTSDALE	State:	AZ
Zip Code:	85258		

3. Telephone Number:

602-690-0615

4. Date of Original Organization of Utility:

3/24/1905

5. Person to whom correspondence should be addressed concerning this report:

Name:

STEPHEN ANDERSON

Telephone No. :

602-690-0615

Address:

9184 NORTH 81ST STREET			
City:	SCOTTSDALE	State:	AZ
Zip Code:	85258		

Email:

sca6@cox.net

6. On-Site Manager:

Name:

STEPHEN ANDERSON

Telephone No. :

602-690-0615

Address:

9184 NORTH 81ST STREET			
City:	SCOTTSDALE	State:	AZ
Zip Code:	85258		

Email:

sca6@cox.net

7. Ownership:

LLC

8. Counties Served:

MOHAVE

OATMAN WATER COMPANY, LLC

Annual Report

Utility Plant in Service (Water)

12/31/18

Utility Plant in Service (Water)							
Account No.	Description	Beginning Year Original Cost	Current Year Additions	Current Year Retirements	Adjusted Original Cost	Accumulated Depreciation	OCLD (OC less AD)
301	Organization	\$0	\$0	\$0	\$0	\$0	\$0
302	Franchises	0	0	0	0	0	0
303	Land and Land Rights	0	0	0	0	0	0
304	Structures and Improvements	0	0	0	0	0	0
305	Collecting & Improving Reservoirs	0	0	0	0	0	0
306	Lake, River, Canal Intakes	0	0	0	0	0	0
307	Wells and Springs	0	82,099	0	82,099	1,872	80,227
308	Infiltration Galleries	0	0	0	0	0	0
309	Supply Mains	0	0	0	0	0	0
310	Power Generation Equipment	0	0	0	0	0	0
311	Pumping Equipment	0	0	0	0	0	0
320	Water Treatment Equipment	0	0	0	0	0	0
320.1	Water Treatment Plants	0	0	0	0	0	0
320.2	Solution Chemical Feeders	0	0	0	0	0	0
320.3	Point-of-Use Treatment Devices	0	0	0	0	0	0
330	Distribution Reservoirs and Standpipes	0	0	0	0	0	0
330.1	Storage Tanks	48,029	0	0	48,029	25,386	22,643
330.2	Pressure Tanks	0	0	0	0	0	0
331	Transmission and Distribution Mains	0	0	0	0	0	0
333	Services	0	0	0	0	0	0
334	Meters and Meter Installations	0	0	0	0	0	0
335	Hydrants	0	0	0	0	0	0
336	Backflow Prevention Devices	0	0	0	0	0	0
339	Other Plant and Misc. Equipment	0	0	0	0	0	0
340	Office Furniture and Equipment	0	0	0	0	0	0
340.1	Computer & Software	0	0	0	0	0	0
341	Transportation Equipment	35,000	0	0	35,000	35,000	0
342	Stores Equipment	0	0	0	0	0	0
343	Tools, Shop and Garage Equipment	0	0	0	0	0	0
344	Laboratory Equipment	0	0	0	0	0	0
345	Power Operated Equipment	0	0	0	0	0	0
346	Communication Equipment	0	0	0	0	0	0
347	Miscellaneous Equipment	0	0	0	0	0	0
348	Other Tangible Plant	133,341	0	0	133,341	75,647	57,694
	Totals	\$216,370	\$82,099	\$0	\$298,469	\$137,905	\$160,564

Instructions: Fill out the Grey Cells with the relevant information. Input 0 or none if there is nothing recorded in that account or there is no applicable information to report.

OATMAN WATER COMPANY, LLC
Annual Report
Depreciation Expense for the Current Year (Water)
12/31/18

Depreciation Expense for the Current Year (Water)								
Account No.	Description	Beginning Year Original Cost	Current Year Additions	Current Year Retirements	Adjusted Original Cost	Fully Depreciated/Non- depreciable Plant	Depreciation Percentages	Depreciation Expense
301	Organization	\$0	\$0	\$0	\$0	\$0	0.00%	\$0
302	Franchises	0	0	0	0	0	0.00%	0
303	Land and Land Rights	0	0	0	0	0	0.00%	0
304	Structures and Improvements	0	0	0	0	0	0.00%	0
305	Collecting & Improving Reservoirs	0	0	0	0	0	0.00%	0
306	Lake, River, Canal Intakes	0	0	0	0	0	0.00%	0
307	Wells and Springs	0	82,099	0	82,099	0	3.33%	1,872
308	Infiltration Galleries	0	0	0	0	0	0.00%	0
309	Supply Mains	0	0	0	0	0	0.00%	0
310	Power Generation Equipment	0	0	0	0	0	0.00%	0
311	Pumping Equipment	0	0	0	0	0	0.00%	0
320	Water Treatment Equipment	0	0	0	0	0	0.00%	0
320.1	Water Treatment Plants	0	0	0	0	0	0.00%	0
320.2	Solution Chemical Feeders	0	0	0	0	0	0.00%	0
320.3	Point-of-Use Treatment Devices	0	0	0	0	0	0.00%	0
330	Distribution Reservoirs and Standpipes	0	0	0	0	0	0.00%	0
330.1	Storage Tanks	48,029	0	0	48,029	0	3.33%	1,600
330.2	Pressure Tanks	0	0	0	0	0	0.00%	0
331	Transmission and Distribution Mains	0	0	0	0	0	0.00%	0
333	Services	0	0	0	0	0	0.00%	0
334	Meters and Meter Installations	0	0	0	0	0	0.00%	0
335	Hydrants	0	0	0	0	0	0.00%	0
336	Backflow Prevention Devices	0	0	0	0	0	0.00%	0
339	Other Plant and Misc. Equipment	0	0	0	0	0	0.00%	0
340	Office Furniture and Equipment	0	0	0	0	0	0.00%	0
340.1	Computer & Software	0	0	0	0	0	0.00%	0
341	Transportation Equipment	35,000	0	0	35,000	0	0.00%	0
342	Stores Equipment	0	0	0	0	0	0.00%	0
343	Tools, Shop and Garage Equipment	0	0	0	0	0	0.00%	0
344	Laboratory Equipment	0	0	0	0	0	0.00%	0
345	Power Operated Equipment	0	0	0	0	0	0.00%	0
346	Communication Equipment	0	0	0	0	0	0.00%	0
347	Miscellaneous Equipment	0	0	0	0	0	0.00%	0
348	Other Tangible Plant	133,341	0	0	133,341	0	3.33%	4,573
	Subtotal	\$216,370	\$82,099	\$0	\$298,469	\$0		\$8,045

Contribution(s) in Aid of Construction (Gross)	\$0
Less: Non Amortizable Contribution(s)	0
Fully Amortized Contribution(s)	0
Amortizable Contribution(s)	\$0
Times: Proposed Amortization Rate	2.70%
Amortization of CIAC	\$0

Less: Amortization of CIAC

DEPRECIATION EXPENSE

Instructions: Fill out the Grey Cells with the relevant information. Input 0 or none if there is nothing recorded in that account or there is no applicable information to report.

OATMAN WATER COMPANY, LLC
Annual Report
Balance Sheet Assets
12/31/18

Balance Sheet Assets				
	Assets		Balance at Beginning of Year (2018)	Balance at End of Year (2018)
Account No.	Current and Accrued Assets			
131	Cash		\$4,716	\$3,874
134	Working Funds		0	0
135	Temporary Cash Investments		0	0
141	Customer Accounts Receivable		11,299	9,882
146	Notes Receivable from Associated Companies		0	0
151	Plant Material and Supplies		500	500
162	Prepayments		0	0
174	Miscellaneous Current and Accrued Assets		0	0
	Total Current and Accrued Assets		\$16,515	\$14,256
Account No.	Fixed Assets			
101	Utility Plant in Service*		\$216,370	\$298,469
103	Property Held for Future Use		0	0
105	Construction Work in Progress		0	0
108	Accumulated Depreciation (enter as negative)*		(129,860)	(137,905)
121	Non-Utility Property		0	0
122	Accumulated Depreciation - Non Utility		0	0
	Total Fixed Assets		\$86,510	\$160,564
	Total Assets		\$103,025	\$174,820

Instructions: Fill out the Grey Cells with the relevant information. Input 0 or none if there is nothing recorded in that account or there is no applicable information to report.

*Note these items feed automatically from AR3 UPIS Page 1

OATMAN WATER COMPANY, LLC
Annual Report
Balance Sheet Liabilities and Owners Equity

Balance Sheet Liabilities and Owners Equity				
	Liabilities		Balance at Beginning of Year (2018)	Balance at End of Year (2018)
Account No.	Current Liabilities			
231	Accounts Payable		\$0	\$3,000
232	Notes Payable (Current Portion)		9,584	10,012
234	Notes Payable to Associated Companies		0	0
235	Customer Deposits		740	100
236	Accrued Taxes		352	485
237	Accrued Interest		0	0
242	Miscellaneous Current and Accrued Liabilities		27,939	108,733
	Total Current Liabilities		\$38,615	\$122,330
	Long Term Debt			
224	Long Term Debt (Notes and Bonds)		\$30,263	\$20,252
	Deferred Credits			
251	Unamortized Premium on Debt		\$0	\$0
252	Advances in Aid of Construction		0	0
255	Accumulated Deferred Investment Tax Credits		0	0
271	Contributions in Aid of Construction		0	0
272	Less: Amortization of Contributions		0	0
281	Accumulated Deferred Income Tax		0	0
	Total Deferred Credits		\$0	\$0
	Total Liabilities		\$68,878	\$142,582
	Capital Accounts			
201	Common Stock Issued		\$100,000	\$100,000
211	Other Paid-In Capital		50,000	50,000
215	Retained Earnings		(115,853)	(117,762)
218	Proprietary Capital (Sole Props and Partnerships)		0	0
	Total Capital		\$34,147	\$32,238
	Total Liabilities and Capital		\$103,025	\$174,820

Instructions: Fill out the Grey Cells with the relevant information. Input 0 or none if there is nothing recorded in that account or there is no applicable information to report.

Note: Total liabilities and Capital must match total assets for the beginning and end of the year!

OATMAN WATER COMPANY, LLC
Annual Report
Water Comparative Income Statement
12/31/18

Water Comparative Income Statement			
Account No.	Calendar Year	Current Year 01/01/2018 - 12/31/2018	Last Year 01/01/2017 - 12/31/2017
	Operating Revenue		
461	Metered Water Revenue	\$84,014	\$94,441
460	Unmetered Water Revenue	0	0
462	Fire Protection Revenue	0	0
469	Guaranteed Revenues (Surcharges)	0	0
471	Miscellaneous Service Revenues	33	66
474	Other Water Revenue	420	900
	Total Revenues	\$84,467	\$95,407
	Operating Expenses		
601	Salaries and Wages	\$0	\$0
604	Employee Pensions and Benefits	0	0
610	Purchased Water	0	0
615	Purchased Power	11,179	9,521
618	Chemicals	0	0
620	Materials and Supplies	2,688	2,200
620.1	Repairs and Maintenance	16,467	6,459
620.2	Office Supplies and Expense	1,586	905
630	Contractual Services	0	0
631	Contractual Services -Engineering	0	0
632	Contractual Services - Accounting	3,600	3,600
633	Contractual Services - Legal	0	0
634	Contractual Services - Management Fees	7,500	7,500
635	Contractual Services - Water Testing	1,663	2,149
636	Contractual Services - Other	11,361	19,200
640	Rents	0	0
641	Rental of Building/Real Property	14,400	14,400
642	Rental of Equipment	0	0
650	Transportation Expenses	0	0
657	Insurance - General Liability	0	0
657.1	Insurance - Health and Life	0	0
665	Regulatory Commission Expense - Rate	0	0
670	Bad Debt Expense	3,570	3,412
675	Miscellaneous Expense	0	30
403	Depreciation Expense (From Schedule AR4)	8,045	6,040
408	Taxes Other Than Income	0	0
408.11	Property Taxes	2,343	2,719
409	Income Taxes	0	0
427.1	Customer Security Deposit Interest	0	0
	Total Operating Expenses	\$84,403	\$78,135
	Operating Income / (Loss)	\$63	\$17,272
	Other Income / (Expense)		
419	Interest and Dividend Income	\$0	\$0
421	Non-Utility Income	0	0
426	Miscellaneous Non-Utility (Expense)	0	0
427	Interest (Expense)	(2,102)	(2,511)
	Total Other Income / (Expense)	(\$2,102)	(\$2,511)
	Net Income / (Loss)	(\$2,038)	\$14,761

Instructions: Fill out the Grey Cells with the relevant information. Input 0 or none if there is nothing recorded in that account or there is no applicable information to report.

OATMAN WATER COMPANY, LLC
Annual Report
Full time equivalent employees
12/31/18

Full time equivalent employees

	Direct Company	Outside service	Total
President	0.2	0.0	0.2
Vice-president	0.0	0.0	0.0
Manager	0.3	0.0	0.3
Engineering Staff	0.0	0.0	0.0
System Operator(s)	0.0	0.0	0.0
Meter reader	0.1	0.0	0.1
Customer Service	0.1	0.0	0.1
Accounting	0.2	0.0	0.2
Business Office	0.0	0.0	0.0
Rates Department	0.1	0.0	0.1
Administrative Staff	0.0	0.0	0.0
Other	0.0	0.0	0.0
Total	1.0	0.0	1.0

Instructions: Fill out the Grey Cells with the relevant information. Input 0 or none if there is nothing recorded in that account or there is no applicable information to report. A full-time employee is based on 2080 total hours per year. Please calculate partial employees using 2080 hours.

GATMAN WATER COMPANY, LLC
Annual Report
Supplemental Financial Data (Long-Term Debt)
12/31/18

Supplemental Financial Data (Long-Term Debt)				
	Loan #1	Loan #2	Loan #3	Loan #4
Date Issued	11/24/2002			
Source of Loan	WIFA			
ACC Decision No.	63626			
Reason for Loan	IMPROVEMENT			
Dollar Amt. Issued	\$163,500			
Amount Outstanding	\$30,264			
Date of Maturity	12/1/2022			
Interest Rate	4.38%			
Current Year Interest	\$2,102			
Current Year Principal	\$9,584			

Meter Deposit Balance at Test Year End:	\$100
---	-------

Meter Deposits Refunded During the Test Year:	\$740
---	-------

List all bonds, notes, loans, and other types of indebtedness in which the proceeds were used in the provision of public utility service. Indebtedness incurred for personal uses by the owner of the utility should not be listed. Input 0 or none if there is nothing to report for that cell.

OATMAN WATER COMPANY, LLC
Annual Report
Well and Water Usage
12/31/18

[illegible]

Name of system water delivered to:	n/a	
ADWR PCC Number:		#N/A
Source of water delivered to another system	n/a	

Name of system water received from:	n/a
ADWR PCC Number:	#N/A
Source of water received	n/a
Well registry 55# (55-XXXXXX):	n/a

Month	Water withdrawn (acre ft) ¹	Water sold (acre ft) ²	0	Water received (purchased) from other systems (acre ft) ⁴	Estimated authorized use acre ft)	Purchased Power Expense ⁶	Purchased Power (kWh) ⁷
January	1	0	0	0	0	\$720	6,191
February	1	0	0	0	0	632	5,303
March	1	0	0	0	0	724	5,969
April	1	0	0	0	0	902	7,419
May	1	0	0	0	0	896	7,490
June	2	0	0	0	0	1,176	10,791
July	1	0	0	0	0	1,031	9,155
August	1	0	0	0	0	1,070	9,824
September	1	0	0	0	0	1,069	9,817
October	1	0	0	0	0	1,154	10,881
November	1	0	0	0	0	853	7,622
December	1	0	0	0	0	952	8,698
Totals	11	0	0	0	0	\$11,179	99,160

If applicable, in the space below please provide a description for all un-metered water use along with amounts:

n/a

Instructions: Fill out the Grey Cells with the relevant information. Input 0 or none if there is nothing recorded in that account or there is no applicable information to report.

- 1 Water withdrawn - Total acre feet of water withdrawn from pumped sources.
2 Water sold - Total acre feet from customer meters, and other sales such as construction water.
3 Water delivered (sold) to other systems - Total acre feet of water delivered to other systems.
4 Water received (purchased) from other systems - Total acre feet of water purchased/received from other systems.
5 Estimated authorized use - Total estimated acre feet from authorized metered or unmetered use. Authorized uses such as flushing (mains, services and hydrants) draining/cleaning tanks, process, construction, fire fighting, etc. Non-authorized use (real losses) are service line breaks and leaks, water main breaks, meter inaccuracies and theft.
6 Enter the total purchased power costs for the power meters associated with this system.
7 Enter the total purchased kWh used by the power meters associated with this system.

Water Utility Plant Description		
Name of the System:	Oatman Water Company	
ADEQ Public Water System Number:	AZ0408001	
ADWR PCC Number:	91-000307.0000	

MAINS		
Sizes (inches)	Material	Length (feet)
1.00	pvc	4,200
1.50	pvc	3,000
2.00	pvc	4,000
3.00	pvc	4,000
4.00	pvc/irom	2,400
3.00	hdpe	1,000
0.00	0	0
0.00	0	0
0.00	0	0
0.00	0	0
0.00	0	0
0.00	0	0
0.00	0	0
0.00	0	0
0.00	0	0

SERVICE LINES	
Material	Percent of system
pvc	20%
0	0%
0	0%
0	0%
0	0%

CUSTOMER METERS	
Size (inches)	Quantity
5/8 x 3/4	93
1"	1
0	0
0	0
0	0
0	0
0	0
0	0
0	0
0	0
0	0
0	0
0	0
0	0
0	0
0	0

BOOSTER PUMPS		
Horsepower	GPM	Quantity
0	0	0
0	0	0
0	0	0
0	0	0

FIRE HYDRANTS	
Type	Quantity
Standard *	0
Other	0

STORAGE TANKS		
Capacity (gallons)	Material	Quantity
50,000	steel	1
55,000	steel	1
0	0	0
0	0	0
0	0	0
0	0	0
0	0	0

PRESSURE/BLADDER TANKS		
Capacity (gallons)	Material	Quantity
0	0	0
0	0	0
0	0	0
0	0	0
0	0	0
0	0	0
0	0	0

Instructions: Fill out the Grey Cells with the relevant information. Input 0 or none if there is nothing recorded in that account or there is no applicable information to report. Copy and paste this sheet as many times as is necessary.

* A standard fire hydrant has two 2.5 inch hose connection nozzles with 7.5 threads per inch, and one 4.5 inch pumper connection nozzle with 4 threads per inch.

Water Utility Plant Description (Continued)
--

For the following three items, list the utility owned assets in each category for each system.

TREATMENT EQUIPMENT:	ultra violet light device.
---------------------------------	----------------------------

STRUCTURES:	none; maintenance building leased.
--------------------	------------------------------------

OTHER:	none
---------------	------

Instructions: Fill out the Grey Cells with the relevant information. Input 0 or none if there is nothing recorded in that account or there is no applicable information to report. Copy and paste this sheet as many times as is necessary.

OATMAN WATER COMPANY, LLC
Annual Report
Customer and Other Information
12/31/18

Customer and Other Information	
Name of the System:	Oatman Water Company
ADEQ Public Water System Number:	AZ0408001
ADWR PCC Number:	91-000307.0000

Month	Number of Customers					Other Non-Residential
	Single-Family	Multi-Family	Commercial	Turf/Irrigation		
January	76	0	20	0		0
February	73	0	20	0		0
March	72	0	20	0		0
April	74	0	20	0		0
May	70	0	20	0		0
June	66	0	20	0		0
July	65	0	20	0		0
August	69	0	20	0		0
September	69	0	20	0		0
October	74	0	21	0		0
November	72	0	21	0		0
December	73	0	21	0		0

total 97

If the system has fire hydrants, what is the fire flow requirements? GPM for hrs.

Does the system have chlorination treatment?

Does the Company have an ADWR Gallons Per Capita Per Day (GPCPD) requirement?

If yes, provide the GPCPD amount:

Is the Water Utility located in an ADWR Active Management Area (AMA)?

If yes, which AMA?

Instructions: Fill out the Grey Cells with the relevant information. Input 0 or none if there is nothing recorded in that account or there is no applicable information to report. Copy and paste this sheet as many times as is necessary.

OATMAN WATER COMPANY, LLC
Annual Report
Property Taxes
12/31/18

Property Taxes

Amount of actual property taxes paid during Calendar Year 2018 was

\$2,323

If no property taxes paid, explain why.

Instructions: Fill out the Grey Cells with the relevant information. Input 0 or none if there is nothing recorded in that account or there is no applicable information to report.

Verification and Sworn Statement (Taxes)

Verification: State of ARIZONA I, the undersigned of the
(state name)

County of (county name):

MARICOPA

Name (owner or official) title:

STEVE AMDERSON, MANAGING MEMBER

Company name:

OATMAN WATER COMPANY, LLC

DO SAY THAT THIS ANNUAL UTILITY PROPERTY TAX AND SALES TAX REPORT TO THE ARIZONA CORPORATION COMMISSION.

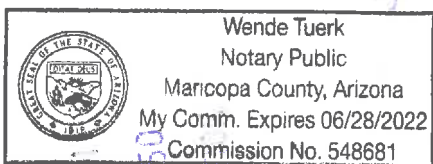
FOR THE YEAR ENDING:

12/31/18

HAS BEEN PREPARED UNDER MY DIRECTION, FROM THE ORIGINAL BOOKS, PAPERS AND RECORDS OF SAID UTILITY; THAT I HAVE CAREFULLY EXAMINED THE SAME, AND DECLARE THE SAME TO BE A COMPLETE AND CORRECT STATEMENT OF BUSINESS AND AFFAIRS OF SAID UTILITY FOR THE PERIOD COVERED BY THIS REPORT IN RESPECT TO EACH AND EVERY MATTER AND THING SET FORTH, TO THE BEST OF MY KNOWLEDGE, INFORMATION AND BELIEF.

Sworn Statement: I HEREBY ATTEST THAT ALL PROPERTY TAXES FOR SAID COMPANY ARE CURRENT AND PAID IN FULL.

I HEREBY ATTEST THAT ALL SALES TAXES FOR SAID COMPANY ARE CURRENT AND PAID IN FULL.



Steve Anderson

signature of owner/official

928-768-9185

telephone no.

SUBSCRIBED AND SWORN TO BEFORE ME A NOTARY PUBLIC
IN AND FOR THE COUNTY

THIS

17

DAY OF

Maricopa
(county name)

June 2019
(month) and (year)

MY COMMISSION EXPIRES

6-28-22
(date)

Wende Tuerk

(signature of notary public)

Verification and Sworn Statement

Verification:

State of ARIZONA I, the undersigned of the
(state name)

County of (county name):

MARICOPA

Name (owner or official) title:

STEVE AMDERSON, MANAGING MEMBER

Company name:

OATMAN WATER COMPANY, LLC

DO SAY THAT THIS ANNUAL UTILITY PROPERTY TAX AND SALES TAX REPORT TO THE ARIZONA CORPORATION COMMISSION.

FOR THE YEAR ENDING: 12/31/18

HAS BEEN PREPARED UNDER MY DIRECTION, FROM THE ORIGINAL BOOKS, PAPERS AND RECORDS OF SAID UTILITY; THAT I HAVE CAREFULLY EXAMINED THE SAME, AND DECLARE THE SAME TO BE A COMPLETE AND CORRECT STATEMENT OF BUSINESS AND AFFAIRS OF SAID UTILITY FOR THE PERIOD COVERED BY THIS REPORT IN RESPECT TO EACH AND EVERY MATTER AND THING SET FORTH, TO THE BEST OF MY KNOWLEDGE, INFORMATION AND BELIEF.

Sworn Statement: IN ACCORDANCE WITH THE REQUIREMENTS OF TITLE 40, ARTICLE 8, SECTION 40-401, ARIZONA REVISED STATUTES, IT IS HEREIN REPORTED THAT THE GROSS OPERATING REVENUE OF SAID UTILITY DERIVED FROM ARIZONA INTRASTATE UTILITY OPERATIONS DURING THE CALENDAR YEAR WAS:

Arizona Intrastate Gross Operating Revenues Only (\$)

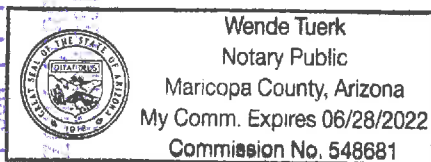
\$89,130

(The amount in the box above includes

\$4,926

in sales taxes

billed or collected)



Steve Anderson

signature of owner/official

928-768-9185

telephone no.

SUBSCRIBED AND SWORN TO BEFORE ME A NOTARY PUBLIC
IN AND FOR THE COUNTY

THIS

17

DAY OF

Maricopa
(county name)

June 2019

(month) and (year)

MY COMMISSION EXPIRES

6.28.2022

(date)

Wende Tuerk

(signature of notary public)

Verification and Sworn Statement (Residential Revenue)

Verification:

State of ARIZONA I, the undersigned of the
(state name)

County of (county name): MARICOPA
Name (owner or official) title: STEVE AMDERSON, MANAGING MEMBER
Company name: OATMAN WATER COMPANY, LLC

DO SAY THAT THIS ANNUAL UTILITY PROPERTY TAX AND SALES TAX REPORT TO THE ARIZONA CORPORATION COMMISSION.

FOR THE YEAR ENDING: 12/31/18

HAS BEEN PREPARED UNDER MY DIRECTION, FROM THE ORIGINAL BOOKS, PAPERS AND RECORDS OF SAID UTILITY; THAT I HAVE CAREFULLY EXAMINED THE SAME, AND DECLARE THE SAME TO BE A COMPLETE AND CORRECT STATEMENT OF BUSINESS AND AFFAIRS OF SAID UTILITY FOR THE PERIOD COVERED BY THIS REPORT IN RESPECT TO EACH AND EVERY MATTER AND THING SET FORTH, TO THE BEST OF MY KNOWLEDGE, INFORMATION AND BELIEF.

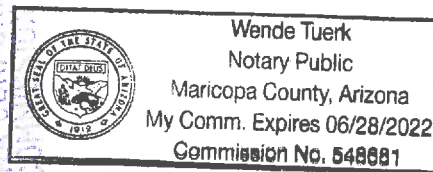
Sworn Statement: IN ACCORDANCE WITH THE REQUIREMENTS OF TITLE 40, ARTICLE 8, SECTION 40-401, ARIZONA REVISED STATUTES, IT IS HEREIN REPORTED THAT THE GROSS OPERATING REVENUE OF SAID UTILITY DERIVED FROM ARIZONA INTRASTATE UTILITY OPERATIONS RECEIVED FROM RESIDENTIAL CUSTOMERS DURING THE CALENDAR YEAR WAS:

Arizona Intrastate Gross Operating Revenues Only (\$)

\$66,193

(The amount in the box above includes

\$3,872 in sales taxes
billed or collected)



Steve Anderson
signature of owner/official

928-768-9185
telephone no.

SUBSCRIBED AND SWORN TO BEFORE ME A NOTARY PUBLIC
IN AND FOR THE COUNTY

Maricopa
(county name)

THIS

17

DAY OF

June 2019
(month) and (year)

MY COMMISSION EXPIRES

6-28-22
(date)

Wende Tuerk
(signature of notary public)

RECEIVED
UTILITIES DIVISION
2019 JUN 17 P 2:50
ARIZONA CORPORATION COMMISSION