

**ANNUAL REPORT**

Of

Company Name: **Park Water Company, Inc.**  
PO Box 85160

Mailing Address: Tucson AZ  
85754

Docket No.: W-02353A  
For the Year Ended: 12/31/18

**RECEIVED**  
**APR 15 2019**  
ARIZONA CORP COMMISSION  
UTILITIES DIVISION - DIRECTOR'S OFFICE

**WATER UTILITY**

To

Arizona Corporation Commission

**Due on April 15th**

Email: [rdelafuente@azcc.gov](mailto:rdelafuente@azcc.gov), mail or deliver the completed Annual Report to:

Arizona Corporation Commission  
Compliance Section - Utilities Division  
1200 West Washington Street  
Phoenix, Arizona 85007

Application Type: Original Filing

Application Date: 4/15/2019

4-19-19

ARIZONA CORPORATION COMMISSION  
WATER UTILITY ANNUAL REPORT  
Park Water Company, Inc.  
A Class  Utility

1. For the Calendar Year Ended:

2. Address:   
City:  State:  Zip Code:

3. Telephone Number:

4. Date of Original Organization of Utility:

5. Person to whom correspondence should be addressed concerning this report:

Name:   
Telephone No. :   
Address:   
City:  State:  Zip Code:   
Email:

6. On-Site Manager:

Name:   
Telephone No. :   
Address:   
City:  State:  Zip Code:   
Email:

7. Ownership:

8. Counties Served:

Utility Plant in Service (Water)							
Account No.	Description	Beginning Year Original Cost	Current Year Additions	Current Year Retirements	Adjusted Original Cost	Accumulated Depreciation	OC LD (OC less AD)
301	Organization	\$0			\$0		\$0
302	Franchises				0		0
303	Land and Land Rights	3,000			3,000		3,000
304	Structures and Improvements	1,685			1,685	1,365	320
305	Collecting & Improving Reservoirs				0		0
306	Lake, River, Canal Intakes				0		0
307	Wells and Springs	162,892			162,892	63,782	99,110
308	Infiltration Galleries				0		0
309	Supply Mains				0		0
310	Power Generation Equipment				0		0
311	Pumping Equipment	154,319			154,319	125,073	29,246
320	Water Treatment Equipment				0		0
320.1	Water Treatment Plants				0		0
320.2	Solution Chemical Feeders				0		0
320.3	Point-of-Use Treatment Devices				0		0
330	Distribution Reservoirs and Standpipes				0		0
330.1	Storage Tanks	8,852			8,852	3,006	5,846
330.2	Pressure Tanks	554			554	69	485
331	Transmission and Distribution Mains	59,210	(1,008)		58,202	20,396	37,806
333	Services	2,873			2,873	331	2,542
334	Meters and Meter Installations	6,434	574		7,008	3,516	3,492
335	Hydrants				0		0
336	Backflow Prevention Devices				0		0
339	Other Plant and Misc. Equipment				0		0
340	Office Furniture and Equipment				0		0
340.1	Computer & Software	2,208			2,208	2,208	0
341	Transportation Equipment				0		0
342	Stores Equipment				0		0
343	Tools, Shop and Garage Equipment				0		0
344	Laboratory Equipment				0		0
345	Power Operated Equipment				0		0
346	Communication Equipment				0		0
347	Miscellaneous Equipment				0		0
348	Other Tangible Plant				0		0
	<b>Totals</b>	<b>\$402,027</b>	<b>(\$434)</b>	<b>\$0</b>	<b>\$401,593</b>	<b>\$219,746</b>	<b>\$181,847</b>

Instructions: Fill out the Grey Cells with the relevant information. Input 0 or none if there is nothing recorded in that account or there is no applicable information to report.

Park Water Company, Inc.  
Annual Report  
Depreciation Expense for the Current Year (Water)  
12/31/18

Depreciation Expense for the Current Year (Water)								
Account No.	Description	Beginning Year Original Cost	Current Year Additions	Current Year Retirements	Adjusted Original Cost	Fully Depreciated/Non- depreciable Plant	Depreciation Percentages	Depreciation Expense
301	Organization	\$0	\$0	\$0	\$0		0.00%	\$0
302	Franchises	0	0	0	0		0.00%	0
303	Land and Land Rights	3,000	0	0	3,000	3,000	0.00%	0
304	Structures and Improvements	1,685	0	0	1,685	1,348	3.33%	11
305	Collecting & Improving Reservoirs	0	0	0	0			0
306	Lake, River, Canal Intakes	0	0	0	0			0
307	Wells and Springs	162,892	0	0	162,892	24,943	3.33%	4,594
308	Infiltration Galleries	0	0	0	0			0
309	Supply Mains	0	0	0	0			0
310	Power Generation Equipment	0	0	0	0			0
311	Pumping Equipment	154,319	0	0	154,319	108,335	12.50%	5,772
320	Water Treatment Equipment	0	0	0	0			0
320.1	Water Treatment Plants	0	0	0	0			0
320.2	Solution Chemical Feeders	0	0	0	0			0
320.3	Point-of-Use Treatment Devices	0	0	0	0			0
330	Distribution Reservoirs and Standpipes	0	0	0	0			0
330.1	Storage Tanks	8,852	0	0	8,852		2.22%	197
330.2	Pressure Tanks	554	0	0	554		5.00%	28
331	Transmission and Distribution Mains	59,210	(1,008)	0	58,202	16,902	2.00%	808
333	Services	2,873	0	0	2,873		3.33%	96
334	Meters and Meter Installations	6,434	574	0	7,008	1,450	8.33%	439
335	Hydrants	0	0	0	0		2.00%	0
336	Backflow Prevention Devices	0	0	0	0			0
339	Other Plant and Misc. Equipment	0	0	0	0			0
340	Office Furniture and Equipment	0	0	0	0		6.67%	0
340.1	Computer & Software	2,208	0	0	2,208	2,208	20.00%	0
341	Transportation Equipment	0	0	0	0		20.00%	0
342	Stores Equipment	0	0	0	0			0
343	Tools, Shop and Garage Equipment	0	0	0	0			0
344	Laboratory Equipment	0	0	0	0			0
345	Power Operated Equipment	0	0	0	0			0
346	Communication Equipment	0	0	0	0			0
347	Miscellaneous Equipment	0	0	0	0			0
348	Other Tangible Plant	0	0	0	0			0
	<b>Subtotal</b>	\$402,027	(\$434)	\$0	\$401,593	\$158,186		\$11,944

Contribution(s) in Aid of Construction (Gross)	\$27,741
Less: Non Amortizable Contribution(s)	0
Fully Amortized Contribution(s)	0
Amortizable Contribution(s)	\$27,741
Times: Proposed Amortization Rate	2.01%
<b>Amortization of CIAC</b>	<b>\$559</b>

Less: Amortization of CIAC

**DEPRECIATION EXPENSE**

**Instructions:** Fill out the Grey Cells with the relevant information. Input 0 or none if there is nothing recorded in that account or there is no applicable information to report.

Park Water Company, Inc.  
Annual Report  
Balance Sheet Assets  
12/31/18

Balance Sheet Assets				
	Assets		Balance at Beginning of Year (2018)	Balance at End of Year (2018)
Account No.	<b>Current and Accrued Assets</b>			
131	Cash		\$48,445	\$85,936
134	Working Funds			
135	Temporary Cash Investments		20,280	
141	Customer Accounts Receivable		2,913	(563)
146	Notes Receivable from Associated Companies			
151	Plant Material and Supplies			
162	Prepayments			
174	Miscellaneous Current and Accrued Assets			14,827
	<b>Total Current and Accrued Assets</b>		<b>\$71,638</b>	<b>\$100,200</b>
Account No.	<b>Fixed Assets</b>			
101	Utility Plant in Service*		\$402,027	\$401,593
103	Property Held for Future Use			
105	Construction Work in Progress			
108	Accumulated Depreciation (enter as negative)*		(207,803)	(219,746)
121	Non-Utility Property			
122	Accumulated Depreciation - Non Utility			
	<b>Total Fixed Assets</b>		<b>\$194,224</b>	<b>\$181,847</b>
	<b>Total Assets</b>		<b>\$265,862</b>	<b>\$282,047</b>

**Instructions:** Fill out the Grey Cells with the relevant information. Input 0 or none if there is nothing recorded in that account or there is no applicable information to report.

\*Note these items feed automatically from AR3 UPIS Page 3

Park Water Company, Inc.  
Annual Report  
Balance Sheet Liabilities and Owners Equity

Balance Sheet Liabilities and Owners Equity				
	Liabilities		Balance at Beginning of Year (2018)	Balance at End of Year (2018)
Account No.	Current Liabilities			
231	Accounts Payable		\$2,145	\$4,294
232	Notes Payable (Current Portion)			
234	Notes Payable to Associated Companies			
235	Customer Deposits		3,410	2,860
236	Accrued Taxes		637	613
237	Accrued Interest			
242	Miscellaneous Current and Accrued Liabilities			
	<b>Total Current Liabilities</b>		<b>\$6,192</b>	<b>\$7,767</b>
	Long Term Debt			
224	Long Term Debt (Notes and Bonds)		\$143,580	\$134,449
	Deferred Credits			
251	Unamortized Premium on Debt		\$0	\$0
252	Advances in Aid of Construction		13,484	12,474
255	Accumulated Deferred Investment Tax Credits			
271	Contributions in Aid of Construction		27,741	27,741
272	Less: Amortization of Contributions		(2,262)	(2,820)
281	Accumulated Deferred Income Tax			
	<b>Total Deferred Credits</b>		<b>\$38,963</b>	<b>\$37,395</b>
	<b>Total Liabilities</b>		<b>\$188,735</b>	<b>\$179,611</b>
	Capital Accounts			
201	Common Stock Issued		\$0	\$0
211	Other Paid-In Capital			
215	Retained Earnings		77,127	102,436
218	Proprietary Capital (Sole Props and Partnerships)			
	<b>Total Capital</b>		<b>\$77,127</b>	<b>\$102,436</b>
	<b>Total Liabilities and Capital</b>		<b>\$265,862</b>	<b>\$282,047</b>

**Instructions:** Fill out the Grey Cells with the relevant information. Input 0 or none if there is nothing recorded in that account or there is no applicable information to report.

**Note:** Total liabilities and Capital must match total assets for the beginning and end of the year!

Park Water Company, Inc.  
Annual Report  
Water Comparative Income Statement  
12/31/18

Water Comparative Income Statement			
Account No.	Calendar Year	Current Year 01/01/2018 - 12/31/2018	Last Year 01/01/2017 - 12/31/2017
	<b>Operating Revenue</b>		
461	Metered Water Revenue	\$121,677	\$132,400
460	Unmetered Water Revenue		
462	Fire Protection Revenue		
469	Guaranteed Revenues (Surcharges)		
471	Miscellaneous Service Revenues		
474	Other Water Revenue	1,378	2,109
	<b>Total Revenues</b>	<b>\$123,055</b>	<b>\$134,509</b>
	<b>Operating Expenses</b>		
601	Salaries and Wages	\$0	\$0
604	Employee Pensions and Benefits		
610	Purchased Water		
615	Purchased Power	10,303	10,475
618	Chemicals	583	775
620	Materials and Supplies		
620.1	Repairs and Maintenance	863	7,051
620.2	Office Supplies and Expense	3,779	3,856
630	Contractual Services		
631	Contractual Services -Engineering		
632	Contractual Services - Accounting	4,886	4,846
633	Contractual Services - Legal		
634	Contractual Services - Management Fees	30,280	17,958
635	Contractual Services - Water Testing	1,004	969
636	Contractual Services - Other	2,704	3,036
640	Rents		
641	Rental of Building/Real Property		
642	Rental of Equipment		
650	Transportation Expenses	3,002	4,068
657	Insurance - General Liability	2,888	2,818
657.1	Insurance - Health and Life	4,103	3,852
665	Regulatory Commission Expense - Rate		
670	Bad Debt Expense		559
675	Miscellaneous Expense	963	969
403	Depreciation Expense (From Schedule AR4)	11,385	19,557
408	Taxes Other Than Income		
408.11	Property Taxes	4,843	4,393
409	Income Taxes	6,838	2,810
427.1	Customer Security Deposit Interest	72	76
	<b>Total Operating Expenses</b>	<b>\$88,496</b>	<b>\$88,068</b>
	<b>Operating Income / (Loss)</b>	<b>\$34,559</b>	<b>\$46,441</b>
	<b>Other Income / (Expense)</b>		
419	Interest and Dividend Income	\$2	\$187
421	Non-Utility Income		
426	Miscellaneous Non-Utility (Expense)		
427	Interest (Expense)	(5,124)	(5,453)
	<b>Total Other Income / (Expense)</b>	<b>(\$5,122)</b>	<b>(\$5,266)</b>
	<b>Net Income / (Loss)</b>	<b>\$29,437</b>	<b>\$41,175</b>

**Instructions:** Fill out the Grey Cells with the relevant information. Input 0 or none if there is nothing recorded in that account or there is no applicable information to report.

Park Water Company, Inc.  
 Annual Report  
 Full time equivalent employees  
 12/31/18

**Full time equivalent employees**

	Direct Company	Outside service	Total
President	0.0		0.0
Vice-president	0.0		0.0
Manager	0.0		0.0
Engineering Staff	0.0	difficult to	#####
System Operator(s)	0.0	determine	#####
Meter reader	0.0	without	#####
Customer Service	0.0	substantial	#####
Accounting	0.0	analysis	#####
Business Office	0.0		0.0
Rates Department	0.0		0.0
Administrative Staff	0.0		0.0
Other	0.0		0.0
<b>Total</b>	0.0	0.0	#####

**Instructions:** Fill out the Grey Cells with the relevant information. Input 0 or none if there is nothing recorded in that account or there is no applicable information to report. A full-time employee is based on 2080 total hours per year. Please calculate partial employees using 2080 hours.



Park Water Company, Inc.  
Annual Report  
Supplemental Financial Data (Long-Term Debt)  
12/31/18

Supplemental Financial Data (Long-Term Debt)				
	Loan #1	Loan #2	Loan #3	Loan #4
Date Issued	7/9/2010			
Source of Loan	WIFA			
ACC Decision No.	71421			
Reason for Loan	New well			
Dollar Amt. Issued	\$198,000			
Amount Outstanding	\$134,449			
Date of Maturity	7/1/2030			
Interest Rate	4.50%			
Current Year Interest	\$5,124			
Current Year Principal	\$9,130			

Meter Deposit Balance at Test Year End:	\$1,624
---	---------

Meter Deposits Refunded During the Test Year:	\$135
---	-------

*List all bonds, notes, loans, and other types of indebtedness in which the proceeds were used in the provision of public utility service. Indebtedness incurred for personal uses by the owner of the utility should not be listed. Input 0 or none if there is nothing to report for that cell.*

## Well and Water Usage

[illegible]

Name of system water delivered to:	
ADWR PCC Number:	
Source of water delivered to another system	

Name of system water received from:	
ADWR PCC Number:	
Source of water received	
Well registry 55# (55-XXXXXX):	

Month	Water withdrawn (acre ft) <sup>1</sup>	Water sold (acre ft) <sup>2</sup>	Water delivered (sold) to other systems (acre ft) <sup>3</sup>	Water received (purchased) from other systems (acre ft) <sup>4</sup>	Estimated authorized use (acre ft) <sup>5</sup>	Purchased Power Expense <sup>6</sup>	Purchased Power (kWh) <sup>7</sup>
January	3	2	0	0	0	\$827	5,812
February	2	2	0	0	0	642	4,512
March	2	2	0	0	0	632	4,441
April	3	3	0	0	0	814	5,720
May	3	3	0	0	0	881	6,191
June	3	3	0	0	0	972	7,213
July	3	3	0	0	0	1,016	7,156
August	3	3	0	0	0	1,032	7,507
September	3	3	0	0	0	1,054	7,729
October	3	3	0	0	0	921	6,285
November	2	2	0	0	0	744	4,801
December	1	2	0	0	0	768	5,328
<b>Totals</b>	<b>32</b>	<b>32</b>	<b>0</b>	<b>0</b>	<b>0</b>	<b>\$10,303</b>	<b>72,695</b>

If applicable, in the space below please provide a description for all un-metered water use along with amounts:

N/A

**Instructions:** Fill out the Grey Cells with the relevant information, Input 0 or none if there is nothing recorded in that account or there is no applicable information to report.

- 1 Water withdrawn - Total acre feet of water withdrawn from pumped sources.
- 2 Water sold - Total acre feet from customer meters, and other sales such as construction water.
- 3 Water delivered (sold) to other systems - Total acre feet of water delivered to other systems.
- 4 Water received (purchased) from other systems - Total acre feet of water purchased/received from other systems.
- 5 Estimated authorized use - Total estimated acre feet from authorized metered or unmetered use. Authorized uses such as flushing (mains, services and hydrants) draining/cleaning tanks, process, construction, fire fighting, etc. Non-authorized use (real losses) are service line breaks and leaks, water main breaks, meter inaccuracies and theft.
- 6 Enter the total purchased power costs for the power meters associated with this system.
- 7 Enter the total purchased kWh used by the power meters associated with this system.

Water Utility Plant Description		
Name of the System:	PARK WATER CO	
ADEQ Public Water System Number:	AZ0411407	
ADWR PCC Number:	91-000583.0000	

MAINS		
Sizes (inches)	Material	Length (feet)
2.00	PVC	1,810
3.00	PVC	2,820
4.00	PVC	18,940
6.00	PVC	6,050

CUSTOMER METERS	
Size (inches)	Quantity
5/8 X 3/4	149

SERVICE LINES	
Material	Percent of system

BOOSTER PUMPS		
Horsepower	GPM	Quantity
5	100	1
10	200	2
7.5	150	1

FIRE HYDRANTS	
Type	Quantity
Standard *	0
Other	0

STORAGE TANKS		
Capacity (gallons)	Material	Quantity
12,000	Steel	1
15,000	Steel	1
25,000	Steel	1

PRESSURE/BLADDER TANKS		
Capacity (gallons)	Material	Quantity
2,000	Steel	1
3,000	Steel	2

**Instructions:** Fill out the Grey Cells with the relevant information. Input 0 or none if there is nothing recorded in that account or there is no applicable information to report. Copy and paste this sheet as many times as is necessary.

\* A standard fire hydrant has two 2.5 inch hose connection nozzles with 7.5 threads per inch, and one 4.5 inch pumper connection nozzle with 4 threads per inch.

Water Utility Plant Description (Continued)
---

For the following three items, list the utility owned assets in each category for each system.

TREATMENT EQUIPMENT:	Chlorinator
STRUCTURES:	N/A
OTHER:	N/A

**Instructions:** Fill out the Grey Cells with the relevant information. Input 0 or none if there is nothing recorded in that account or there is no applicable information to report. Copy and paste this sheet as many times as is necessary.

Customer and Other Information	
Name of the System:	PARK WATER CO
ADEQ Public Water System Number:	AZ0411407
ADWR PCC Number:	91-000583.0000

Month	Number of Customers				
	Single-Family	Multi-Family	Commercial	Turf/Irrigation	Other Non-Residential
January	121	0	1	0	0
February	122	0	0	0	0
March	122	0	0	0	0
April	123	0	0	0	0
May	124	0	0	0	0
June	123	0	0	0	0
July	123	0	0	0	0
August	124	0	0	0	0
September	123	0	0	0	0
October	123	0	0	0	0
November	123	0	0	0	0
December	123	0	0	0	0

If the system has fire hydrants, what is the fire flow requirements?  GPM for  hrs.

Does the system have chlorination treatment?

Does the Company have an ADWR Gallons Per Capita Per Day (GPCPD) requirement?

If yes, provide the GPCPD amount:

Is the Water Utility located in an ADWR Active Management Area (AMA)?

If yes, which AMA?

**Instructions:** Fill out the Grey Cells with the relevant information. Input 0 or none if there is nothing recorded in that account or there is no applicable information to report. Copy and paste this sheet as many times as is necessary.

Park Water Company, Inc.  
Annual Report  
Property Taxes  
12/31/18

Property Taxes	
Amount of actual property taxes paid during Calendar Year 2018 was	\$4,621

If no property taxes paid, explain why.
N/A

**Instructions:** Fill out the Grey Cells with the relevant information. Input 0 or none if there is nothing recorded in that account or there is no applicable information to report.

Park Water Company, Inc.  
Annual Report  
Verification and Sworn Statement (Taxes)  
12/31/18

Verification and Sworn Statement (Taxes)

Verification: State of Arizona I, the undersigned of the  
(state name)

County of (county name): Pima  
Name (owner or official) title: Bonnie O'Connor  
Company name: Park Water Company, Inc.

DO SAY THAT THIS ANNUAL UTILITY PROPERTY TAX AND SALES TAX REPORT TO THE ARIZONA CORPORATION COMMISSION.

FOR THE YEAR ENDING: 12/31/18

HAS BEEN PREPARED UNDER MY DIRECTION, FROM THE ORIGINAL BOOKS, PAPERS AND RECORDS OF SAID UTILITY; THAT I HAVE CAREFULLY EXAMINED THE SAME, AND DECLARE THE SAME TO BE A COMPLETE AND CORRECT STATEMENT OF BUSINESS AND AFFAIRS OF SAID UTILITY FOR THE PERIOD COVERED BY THIS REPORT IN RESPECT TO EACH AND EVERY MATTER AND THING SET FORTH, TO THE BEST OF MY KNOWLEDGE, INFORMATION AND BELIEF.

Sworn Statement: I HEREBY ATTEST THAT ALL PROPERTY TAXES FOR SAID COMPANY ARE CURRENT AND PAID IN FULL.

I HEREBY ATTEST THAT ALL SALES TAXES FOR SAID COMPANY ARE CURRENT AND PAID IN FULL.


[Signature]  
signature of owner/official

520-623-5172  
telephone no.

SUBSCRIBED AND SWORN TO BEFORE ME A NOTARY PUBLIC  
IN AND FOR THE COUNTY

THIS 10<sup>th</sup> DAY OF Pima April 2019  
(county name) (month) and (year)

MY COMMISSION EXPIRES 5/27/19  
(date)



[Signature]  
(signature of notary public)



Verification and Sworn Statement

Verification:

State of Arizona I, the undersigned of the  
(state name)

County of (county name): Pima  
Name (owner or official) title: Bonnie O'Connor  
Company name: Park Water Company, Inc.

DO SAY THAT THIS ANNUAL UTILITY PROPERTY TAX AND SALES TAX REPORT TO THE ARIZONA CORPORATION COMMISSION.

FOR THE YEAR ENDING: 12/31/18

HAS BEEN PREPARED UNDER MY DIRECTION, FROM THE ORIGINAL BOOKS, PAPERS AND RECORDS OF SAID UTILITY; THAT I HAVE CAREFULLY EXAMINED THE SAME, AND DECLARE THE SAME TO BE A COMPLETE AND CORRECT STATEMENT OF BUSINESS AND AFFAIRS OF SAID UTILITY FOR THE PERIOD COVERED BY THIS REPORT IN RESPECT TO EACH AND EVERY MATTER AND THING SET FORTH, TO THE BEST OF MY KNOWLEDGE, INFORMATION AND BELIEF.

**Sworn Statement:** IN ACCORDANCE WITH THE REQUIREMENTS OF TITLE 40, ARTICLE 8, SECTION 40-401, ARIZONA REVISED STATUTES, IT IS HEREIN REPORTED THAT THE GROSS OPERATING REVENUE OF SAID UTILITY DERIVED FROM ARIZONA INTRASTATE UTILITY OPERATIONS DURING THE CALENDAR YEAR WAS:

Arizona Intrastate Gross Operating Revenues Only (\$)

\$131,748

(The amount in the box above includes

\$8,692 in sales taxes  
billed or collected)

[Signature]  
signature of owner/official

520-623-5172

telephone no.

SUBSCRIBED AND SWORN TO BEFORE ME A NOTARY PUBLIC  
IN AND FOR THE COUNTY

THIS

10th

DAY OF


Pima

(county name)

April 2019  
(month) and (year)

MY COMMISSION EXPIRES

5/27/19  
(date)



[Signature]  
(signature of notary public)

Park Water Company, Inc.  
Annual Report  
Verification and Sworn Statement (Residential Revenue)  
12/31/18

Verification and Sworn Statement (Residential Revenue)	
Verification:	
State of	Arizona I, the undersigned of the (state name)
County of (county name):	Pima
Name (owner or official) title:	Bonnie O'Connor
Company name:	Park Water Company, Inc.

RECEIVED  
APR 15 2019  
ARIZONA CORP COMMISSION  
UTILITIES DIVISION - DIRECTOR'S OFFICE

DO SAY THAT THIS ANNUAL UTILITY PROPERTY TAX AND SALES TAX REPORT TO THE ARIZONA CORPORATION COMMISSION.

FOR THE YEAR ENDING: 12/31/18

HAS BEEN PREPARED UNDER MY DIRECTION, FROM THE ORIGINAL BOOKS, PAPERS AND RECORDS OF SAID UTILITY; THAT I HAVE CAREFULLY EXAMINED THE SAME, AND DECLARE THE SAME TO BE A COMPLETE AND CORRECT STATEMENT OF BUSINESS AND AFFAIRS OF SAID UTILITY FOR THE PERIOD COVERED BY THIS REPORT IN RESPECT TO EACH AND EVERY MATTER AND THING SET FORTH, TO THE BEST OF MY KNOWLEDGE, INFORMATION AND BELIEF.

**Sworn Statement:** IN ACCORDANCE WITH THE REQUIREMENTS OF TITLE 40, ARTICLE 8, SECTION 40-401, ARIZONA REVISED STATUTES, IT IS HEREIN REPORTED THAT THE GROSS OPERATING REVENUE OF SAID UTILITY DERIVED FROM ARIZONA INTRASTATE UTILITY OPERATIONS RECEIVED FROM RESIDENTIAL CUSTOMERS DURING THE CALENDAR YEAR WAS:

Arizona Intrastate Gross Operating Revenues Only (\$)

\$131,084

(The amount in the box above includes

\$8,649 in sales taxes  
billed or collected)

  
signature of owner/official

520-623-5172  
telephone no.


SUBSCRIBED AND SWORN TO BEFORE ME A NOTARY PUBLIC  
IN AND FOR THE COUNTY


Pima  
(county name)

THIS 10<sup>th</sup> DAY OF April 2019  
(month) and (year)

MY COMMISSION EXPIRES

5/27/19  
(date)



  
(signature of notary public)

Company	Park Water Company, Inc.	
Docket No.:	W-02353A	
Name of the System:	PARK WATER CO	
ADEQ Public Water System Number:		AZ0411407
ADWR PCC Number:		91-000583.0000

2018 Utility Shutoffs / Disconnects			
Month	Termination without Notice R14-2-410.B	Termination with Notice R14-2- 410.C	Other
January	0	0	0
February	0	2	0
March	0	2	0
April	0	0	0
May	0	2	0
June	0	1	0
July	0	1	0
August	0	1	0
September	0	2	0
October	0	1	0
November	0	1	0
December	0	1	0
<b>Total</b>	<b>0</b>	<b>14</b>	<b>0</b>

Other (description):

N/A

**Instructions:** Fill out the Grey Cells with the relevant information. Input 0 or none if there is nothing recorded in that account or there is no applicable information to report.