

ANNUAL REPORT

Of

Company Name:
PO Box 85160

Mailing Address: Tucson AZ
85754

Docket No.: W-02353A
For the Year Ended:

**RECEIVED
BY EMAIL**
5/01/2020, 01:26 PM
ARIZONA CORPORATION COMMISSION
UTILITIES DIVISION

WATER UTILITY

To

Arizona Corporation Commission

Due on April 15th

Email: rdelafuente@azcc.gov, mail or deliver the completed Annual Report to:
Arizona Corporation Commission
Compliance Section - Utilities Division
1200 West Washington Street
Phoenix, Arizona 85007

Application Type:
Application Date:

ARIZONA CORPORATION COMMISSION
WATER UTILITY ANNUAL REPORT
Park Water Company, Inc.
A Class Utility

For the Calendar Year Ended: 12/31/19

Primary Address:
City: State: Zip Code:

Telephone Number:

Date of Original Organization of Utility:

Person to whom correspondence should be addressed concerning this report:

Name:
Telephone No. :
Address:
City: State: Zip Code:
Email:

Name:
Telephone No. :
Address:
City: State: Zip Code:
Email:

Name:
Telephone No. :
Address:
City: State: Zip Code:
Email:

Name:
Telephone No. :
Address:
City: State: Zip Code:
Email:

Name:
Telephone No. :
Address:
City: State: Zip Code:
Email:

Ownership:

Counties Served:

Important changes during the year
--

No	For those companies not subject to the affiliated interest rules, has there been a change in ownership or direct control during the year?
	If yes, please provide specific details in the box below.
	NA

No	Has the company been notified by any other regulatory authorities during the year, that they are out of compliance?
	If yes, please provide specific details in the box below.
	NA

Utility Plant in Service (Water)							
Account No.	Description	Beginning Year Original Cost	Current Year Additions	Current Year Retirements	Adjusted Original Cost	Accumulated Depreciation	OCLD (OC less AD)
301	Organization	\$0			\$0		\$0
302	Franchises				0		0
303	Land and Land Rights	3,000			3,000		3,000
304	Structures and Improvements	1,685			1,685	1,376	309
305	Collecting & Improving Reservoirs				0		0
306	Lake, River, Canal Intakes				0		0
307	Wells and Springs	162,892			162,892	68,377	94,515
308	Infiltration Galleries				0		0
309	Supply Mains				0		0
310	Power Generation Equipment				0		0
311	Pumping Equipment	154,319	1,381		155,700	130,907	24,793
320	Water Treatment Equipment				0		0
320.1	Water Treatment Plants				0		0
320.2	Solution Chemical Feeders				0		0
320.3	Point-of-Use Treatment Devices				0		0
330	Distribution Reservoirs and Standpipes				0		0
330.1	Storage Tanks	8,852			8,852	3,202	5,650
330.2	Pressure Tanks	554			554	97	457
331	Transmission and Distribution Mains	58,202	5,274		63,476	21,274	42,202
333	Services	2,873	4,550		7,423	502	6,921
334	Meters and Meter Installations	7,008	2,965		9,973	4,103	5,870
335	Hydrants				0		0
336	Backflow Prevention Devices				0		0
339	Other Plant and Misc. Equipment				0		0
340	Office Furniture and Equipment				0		0
340.1	Computer & Software	2,208	2,435	2,208	2,435	244	2,191
341	Transportation Equipment				0		0
342	Stores Equipment				0		0
343	Tools, Shop and Garage Equipment				0		0
344	Laboratory Equipment				0		0
345	Power Operated Equipment				0		0
346	Communication Equipment				0		0
347	Miscellaneous Equipment				0		0
348	Other Tangible Plant				0		0
	Totals	\$401,593	\$16,605	\$2,208	\$415,990	\$230,082	\$185,908

Depreciation Expense for the Current Year (Water)									
Account No.	Description	Beginning Year Original Cost	Current Year Additions	Current Year Retirements	Adjusted Original Cost	Fully Depreciated/Non-depreciable Plant	Depreciable Plant	Depreciation Percentages	Depreciation Expense
301	Organization	\$0	\$0	\$0	\$0	\$0	\$0		\$0
302	Franchises	0	0	0	0	0	0		0
303	Land and Land Rights	3,000	0	0	3,000	3,000	0		0
304	Structures and Improvements	1,685	0	0	1,685	1,348	337	3.33%	11
305	Collecting & Improving Reservoirs	0	0	0	0	0	0		0
306	Lake, River, Canal Intakes	0	0	0	0	0	0		0
307	Wells and Springs	162,892	0	0	162,892	24,943	137,949	3.33%	4,594
308	Infiltration Galleries	0	0	0	0	0	0		0
309	Supply Mains	0	0	0	0	0	0		0
310	Power Generation Equipment	0	0	0	0	0	0		0
311	Pumping Equipment	154,319	1,381	0	155,700	108,335	47,365	12.50%	5,834
320	Water Treatment Equipment	0	0	0	0	0	0		0
320.1	Water Treatment Plants	0	0	0	0	0	0		0
320.2	Solution Chemical Feeders	0	0	0	0	0	0		0
320.3	Point-of-Use Treatment Devices	0	0	0	0	0	0		0
330	Distribution Reservoirs and Standpipes	0	0	0	0	0	0		0
330.1	Storage Tanks	8,852	0	0	8,852	8,852	8,852	2.22%	197
330.2	Pressure Tanks	554	0	0	554	554	554	5.00%	28
331	Transmission and Distribution Mains	58,202	5,274	0	63,476	16,902	46,574	2.00%	879
333	Services	2,873	4,550	0	7,423	7,423	7,423	3.33%	171
334	Meters and Meter Installations	7,008	2,965	0	9,973	1,450	8,523	8.33%	586
335	Hydrants	0	0	0	0	0	0		0
336	Backflow Prevention Devices	0	0	0	0	0	0		0
339	Other Plant and Misc. Equipment	0	0	0	0	0	0		0
340	Office Furniture and Equipment	0	0	0	0	0	0		0
340.1	Computer & Software	2,208	2,435	2,208	2,435	2,435	0	20.00%	243
341	Transportation Equipment	0	0	0	0	0	0		0
342	Stores Equipment	0	0	0	0	0	0		0
343	Tools, Shop and Garage Equipment	0	0	0	0	0	0		0
344	Laboratory Equipment	0	0	0	0	0	0		0
345	Power Operated Equipment	0	0	0	0	0	0		0
346	Communication Equipment	0	0	0	0	0	0		0
347	Miscellaneous Equipment	0	0	0	0	0	0		0
348	Other Tangible Plant	0	0	0	0	0	0		0
	Subtotal	\$401,593	\$16,605	\$2,208	\$415,990	\$158,413	\$257,577		\$12,543

Contribution(s) in Aid of Construction (Gross)	\$27,741
Less: Non Amortizable Contribution(s)	0
Fully Amortized Contribution(s)	0
Amortizable Contribution(s)	<u>\$27,741</u>
Times: Proposed Amortization Rate	2.01%
Amortization of CIAC	\$558

Less: Amortization of CIAC

DEPRECIATION EXPENSE

Balance Sheet Assets				
	Assets		Balance at Beginning of Year (2019)	Balance at End of Year (2019)
Account No.	Current and Accrued Assets			
131	Cash		\$85,936	\$74,360
134	Working Funds			
135	Temporary Cash Investments			
141	Customer Accounts Receivable		(563)	(99)
146	Notes Receivable from Associated Companies			
151	Plant Material and Supplies			
162	Prepayments			4,150
174	Miscellaneous Current and Accrued Assets		14,827	19,578
	Total Current and Accrued Assets		\$100,200	\$97,989
Account No.	Fixed Assets			
101	Utility Plant in Service*		\$401,593	\$415,990
103	Property Held for Future Use			
105	Construction Work in Progress			
108	Accumulated Depreciation (enter as negative)*		(219,746)	(230,082)
121	Non-Utility Property			
122	Accumulated Depreciation - Non Utility			
	Total Fixed Assets		\$181,847	\$185,908
	Total Assets		\$282,047	\$283,897

*Note these items feed automatically from AR3 UPIS Page 4

Park Water Company, Inc.
Annual Report
Balance Sheet Liabilities and Owners Equity

Balance Sheet Liabilities and Owners Equity				
	Liabilities		Balance at Beginning of Year (2019)	Balance at End of Year (2019)
Account No.	Current Liabilities			
231	Accounts Payable		\$4,294	\$2,900
232	Notes Payable (Current Portion)			
234	Notes Payable to Associated Companies			
235	Customer Deposits		2,860	3,485
236	Accrued Taxes		613	677
237	Accrued Interest			
242	Miscellaneous Current and Accrued Liabilities			
	Total Current Liabilities		\$7,767	\$7,062
	Long Term Debt			
224	Long Term Debt (Notes and Bonds)		\$134,449	\$124,980
	Deferred Credits			
251	Unamortized Premium on Debt		\$0	\$0
252	Advances in Aid of Construction		12,474	16,411
255	Accumulated Deferred Investment Tax Credits			
271	Contributions in Aid of Construction		27,741	27,741
272	Less: Amortization of Contributions		(2,820)	(3,379)
281	Accumulated Deferred Income Tax			
	Total Deferred Credits		\$37,395	\$40,773
	Total Liabilites		\$179,611	\$172,815
	Capital Accounts			
201	Common Stock Issued		\$0	\$0
211	Other Paid-In Capital			
215	Retained Earnings		102,436	111,082
218	Proprietary Capital (Sole Props and Partnerships)			
	Total Capital		\$102,436	\$111,082
	Total Liabilities and Capital		\$282,047	\$283,897

Note: Total liabilities and Capital must match total assets for the beginning and end of the year!

Park Water Company, Inc.
Annual Report
Water Comparative Income Statement
12/31/19

Water Comparative Income Statement			
Account No.	Calendar Year	Current Year 01/01/2019 - 12/31/2019	Last Year 01/01/2018 - 12/31/2018
	Operating Revenue		
461	Metered Water Revenue	\$120,909	\$121,677
460	Unmetered Water Revenue		
462	Fire Protection Revenue		
469	Guaranteed Revenues (Surcharges)		
471	Miscellaneous Service Revenues		
474	Other Water Revenue	1,566	1,378
	Total Revenues	\$122,475	\$123,055
	Operating Expenses		
601	Salaries and Wages	\$0	\$0
604	Employee Pensions and Benefits		
610	Purchased Water		
615	Purchased Power	10,726	10,303
618	Chemicals	194	583
620	Materials and Supplies		
620.1	Repairs and Maintenance	5,442	863
620.2	Office Supplies and Expense	4,046	3,779
630	Contractual Services		
631	Contractual Services - Engineering	3,180	
632	Contractual Services - Accounting	5,515	4,886
633	Contractual Services - Legal	6,909	
634	Contractual Services - Management Fees	31,041	30,280
635	Contractual Services - Water Testing	2,226	1,004
636	Contractual Services - Other	4,683	2,704
640	Rents		
641	Rental of Building/Real Property		
642	Rental of Equipment	742	
650	Transportation Expenses	4,177	3,002
657	Insurance - General Liability	2,990	2,888
657.1	Insurance - Health and Life	4,146	4,103
665	Regulatory Commission Expense - Rate		
670	Bad Debt Expense		
675	Miscellaneous Expense	703	963
403	Depreciation Expense (From Schedule AR4)	11,985	11,385
408	Taxes Other Than Income		
408.11	Property Taxes	5,457	4,843
409	Income Taxes	2,429	6,838
427.1	Customer Security Deposit Interest	52	72
	Total Operating Expenses	\$106,643	\$88,496
	Operating Income / (Loss)	\$15,832	\$34,559
	Other Income / (Expense)		
419	Interest and Dividend Income	\$3	\$2
421	Non-Utility Income	81	
426	Miscellaneous Non-Utility (Expense)		
427	Interest (Expense)	(4,785)	(5,124)
	Total Other Income / (Expense)	(\$4,701)	(\$5,122)
	Net Income / (Loss)	\$11,131	\$29,437

Park Water Company, Inc.
 Annual Report
 Full time equivalent employees
 12/31/19

Full time equivalent employees

	Direct Company	Allocated	Outside service	Total
President				0.0
Vice-president				0.0
Manager				0.0
Engineering Staff				0.0
System Operator(s)			difficult to	0.0
Meter reader			determine	0.0
Customer Service			without	0.0
Accounting			substantial	0.0
Business Office			analysis	0.0
Rates Department				0.0
Administrative Staff				0.0
Other				0.0
Total	0.0	0.0	0.0	0.0

Supplemental Financial Data (Long-Term Debt)				
	Loan #1	Loan #2	Loan #3	Loan #4
Date Issued	7/9/2010			
Source of Loan	WIFA			
ACC Decision No.	71421			
Reason for Loan	New well			
Dollar Amt. Issued	\$198,000			
Amount Outstanding	\$124,980			
Date of Maturity	7/1/2030			
Interest Rate	4.50%			
Current Year Interest	\$4,785			
Current Year Principal	\$9,469			

Meter Deposit Balance at Test Year End:	\$5,629
---	---------

Meter Deposits Refunded During the Test Year:	\$196
---	-------

List all bonds, notes, loans, and other types of indebtedness in which the proceeds were used in the provision of public utility service. Indebtedness incurred for personal uses by the owner of the utility should not be listed. Input 0 or none if there is nothing to report for that cell.

Well and Water Usage											
Name of the System:		PARK WATER CO									
ADEQ Public Water System Number:			AZ0411407								
ADWR PCC Number:			91-000583.0000								
Well registry 55# (55-XXXXXX):	Pump Horsepower	Pump Yield (gpm)	Casing Depth (feet)	Casing Diameter (inches)	Pump Motor Type **	Year Drilled	Water level 2010	Water level 2019	Meter Size (inches)	How measured:	Active
55-218775	30	110	1,007	8	Submersible	2010	548	600	2	Metered	Yes
55-630017	5	70	650	8	Submersible	1982	490	580	2	Metered	Yes

Name of system water delivered to:	NA
ADWR PCC Number:	#N/A
Source of water delivered to another system	
Name of system water received from:	NA
ADWR PCC Number:	#N/A
Source of water received	
Well registry 55# (55-XXXXXX):	

Month	Water withdrawn (gallons) ¹	Water sold (gallons) ²	Water delivered (sold) to other systems (gallons) ³	Water received (purchased) from other systems (gallons) ⁴	Estimated authorized use (gallons) ⁵	Purchased Power Expense ⁶	Purchased Power (kWh) ⁷
January	413,676.00	619,971.00	0.00	0.00		\$636	4,170
February	276,131.00	641,562.00	0.00	0.00		603	3,887
March	281,903.00	520,575.00	0.00	0.00		581	3,621
April	521,796.00	698,351.00	0.00	0.00		720	4,836
May	748,476.00	690,591.00	0.00	0.00		783	5,348
June	714,406.00	946,829.00	0.00	0.00		987	6,963
July	902,154.00	1,210,565.00	0.00	0.00		1,011	7,139
August	1,396,191.00	1,078,658.00	0.00	0.00		1,178	8,722
September	1,370,111.00	971,045.00	0.00	0.00		1,245	9,312
October	1,400,466.00	1,051,822.00	0.00	0.00		1,015	7,190
November	1,453,228.00	1,083,729.00	0.00	0.00		1,125	8,179
December	851,375.00	710,087.00	0.00	0.00		842	5,548
Totals	10,329,913.00	10,223,785.00	0.00	0.00	0.00	\$10,726	74,915

If applicable, in the space below please provide a description for all un-metered water use along with amounts:

1 Water withdrawn - Total gallons of water withdrawn from pumped sources.
2 Water sold - Total gallons from customer meters, and other sales such as construction water.
3 Water delivered (sold) to other systems - Total gallons of water delivered to other systems.
4 Water received (purchased) from other systems - Total gallons of water purchased/received from other systems.
5 Estimated authorized use - Total estimated gallons from authorized metered or unmetered use. Authorized uses such as flushing (mains, services and hydrants) draining/cleaning tanks, process, construction, fire fighting, etc. Non-authorized use (real losses) are service line breaks and leaks, water main breaks, meter inaccuracies and theft.
6 Enter the total purchased power costs for the power meters associated with this system.
7 Enter the total purchased kWh used by the power meters associated with this system.

Water Utility Plant Description			
Name of the System:		PARK WATER CO	
ADEQ Public Water System Number:		AZ0411407	
ADWR PCC Number:		91-000583.0000	

MAINS		
Sizes (inches)	Material	Length (feet)
2.00	PVC	1,810
3.00	PVC	2,820
4.00	PVC	18,940
6.00	PVC	6,050

CUSTOMER METERS			
Size (inches)	Quantity	Percent over 1,00,000 gallons	Percent over 10 years old
5/8 X 3/4	160	53%	88%

SERVICE LINES		
Material	Percent of system	Year installed
PVC	100%	1982

BOOSTER PUMPS		
Horsepower	GPM	Quantity
5	100	1
7.5	150	1
10	200	2

FIRE HYDRANTS	
Type	Quantity
Standard *	0
Other	0

STORAGE TANKS			
Capacity (gallons)	Material	Quantity	Year installed
12,000	Steel	1	2010
15,000	Steel	1	1982
25,000	Steel	1	1995

PRESSURE/BLADDER TANKS			
Capacity (gallons)	Material	Quantity	Year installed
2,000	Steel	1	1982
3,000	Steel	1	1995
3,000	Steel	1	2010

* A standard fire hydrant has two 2.5 inch hose connection nozzles with 7.5 threads per inch, and one 4.5 inch pumper connection nozzle with 4 threads per inch.

Water Utility Plant Description (Continued)
--

For the following three items, list the utility owned assets in each category for each system.

TREATMENT EQUIPMENT:	Chlorinator
-----------------------------	-------------

STRUCTURES:	NA
--------------------	----

OTHER:	NA
---------------	----

Provide a calculation used to determine the value of one water equivalent residential connection (ERC).

Use one of the following methods:

- (a) If actual flow data are available from the preceding 12 months, divide the total annual single family residence (SFR) gallons sold by the average number of single family residence customers for the same period and divide the result by 365
- (b) If no historical flow data are available, use:
 $ERC = (\text{Total SFR gallons sold (Omit 000)} / 365 \text{ days} / 350 \text{ gallons per day})$

ERC	224
Method used:	(a)

Customer and Other Information	
Name of the System:	PARK WATER CO
ADEQ Public Water System Number:	AZ0411407
ADWR PCC Number:	91-000583.0000

Month	Number of Customers				
	Single-Family	Multi-Family	Commercial	Turf/Irrigation	Other Non-Residential
January	123	0	0	0	0
February	124	0	0	0	0
March	124	0	0	0	0
April	124	0	0	0	0
May	123	0	0	0	0
June	125	0	0	0	0
July	125	0	0	0	0
August	125	0	0	0	0
September	126	0	0	0	0
October	125	0	0	0	0
November	126	0	0	0	0
December	127	0	0	0	0

If the system has fire hydrants, what is the fire flow requirements? GPM for hrs.

Does the system have chlorination treatment?

Does the Company have an ADWR Gallons Per Capita Per Day (GPCPD) requirement?
 If yes, provide the GPCPD amount:

Is the Water Utility located in an ADWR Active Management Area (AMA)?
 If yes, which AMA?

What is the present system connection capacity (in ERCs *) using existing lines?

What is the future system connection capacity (in ERCs *) upon service area buildout?

Describe any plans and estimated completion dates for any enlargements or improvements of this system.

* an ERC is based on the calculation on the bottom of AR9 page 12.

Park Water Company, Inc.
Annual Report
 Utility Shutoffs / Disconnects
 12/31/19

Utility Shutoffs / Disconnects	
Name of the System:	PARK WATER CO
ADEQ Public Water System Number:	AZ0411407
ADWR PCC Number:	91-000583.0000

Month	Termination without Notice R14-2-410.B	Termination with Notice R14-2-410.C	Other
January	0	0	0
February	0	1	0
March	0	0	0
April	0	1	0
May	0	0	0
June	0	2	0
July	0	3	0
August	0	3	0
September	0	2	0
October	0	2	0
November	0	3	0
December	0	6	0
Total	0	23	0

Other (description):

NA

Instructions: Fill out the Grey Cells with the relevent information. Input 0 or none if there is nothing recorded in that account or there is no applicable information to report.

Park Water Company, Inc.
Annual Report
Property Taxes
12/31/19

Property Taxes	
----------------	--

Amount of actual property taxes paid during Calendar Year 2019 was	
--	--

\$5,101

If no property taxes paid, explain why.

NA

Instructions: Fill out the Grey Cells with the relevant information. Input 0 or none if there is nothing recorded in that account or there is no applicable information to report.

Verification and Sworn Statement (Taxes)

Verification: State of Arizona I, the undersigned of the
(state name)

County of (county name): Pima
Name (owner or official) title: Paul Juhl, Manager
Company name: Park Water Company, Inc.

DO SAY THAT THIS ANNUAL UTILITY PROPERTY TAX AND SALES TAX REPORT TO THE ARIZONA CORPORATION COMMISSION.

FOR THE YEAR ENDING: 12/31/19

HAS BEEN PREPARED UNDER MY DIRECTION, FROM THE ORIGINAL BOOKS, PAPERS AND RECORDS OF SAID UTILITY; THAT I HAVE CAREFULLY EXAMINED THE SAME, AND DECLARE THE SAME TO BE A COMPLETE AND CORRECT STATEMENT OF BUSINESS AND AFFAIRS OF SAID UTILITY FOR THE PERIOD COVERED BY THIS REPORT IN RESPECT TO EACH AND EVERY MATTER AND THING SET FORTH, TO THE BEST OF MY KNOWLEDGE, INFORMATION AND BELIEF.

Sworn Statement: I HEREBY ATTEST THAT ALL PROPERTY TAXES FOR SAID COMPANY ARE CURRENT AND PAID IN FULL.

I HEREBY ATTEST THAT ALL SALES TAXES FOR SAID COMPANY ARE CURRENT AND PAID IN FULL.

**RECEIVED
BY EMAIL**

5/01/2020, 01:26 PM

ARIZONA CORPORATION COMMISSION
UTILITIES DIVISION

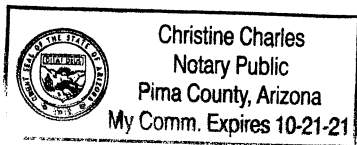
[Signature]
signature of owner/official

(520) 623-5172
telephone no.

SUBSCRIBED AND SWORN TO BEFORE ME A NOTARY PUBLIC
IN AND FOR THE COUNTY

THIS 29 DAY OF Pima County
April, 2020
(month) and (year)

MY COMMISSION EXPIRES 10-21-2021
(date)



[Signature]
(signature of notary public)

Verification and Sworn Statement

Verification:

State of Arizona I, the undersigned of the
(state name)
County of (county name): Pima
Name (owner or official) title: Paul Juhl, Manager
Company name: Park Water Company, Inc.

DO SAY THAT THIS ANNUAL UTILITY PROPERTY TAX AND SALES TAX REPORT TO THE ARIZONA CORPORATION COMMISSION.

FOR THE YEAR ENDING: 12/31/19

HAS BEEN PREPARED UNDER MY DIRECTION, FROM THE ORIGINAL BOOKS, PAPERS AND RECORDS OF SAID UTILITY; THAT I HAVE CAREFULLY EXAMINED THE SAME, AND DECLARE THE SAME TO BE A COMPLETE AND CORRECT STATEMENT OF BUSINESS AND AFFAIRS OF SAID UTILITY FOR THE PERIOD COVERED BY THIS REPORT IN RESPECT TO EACH AND EVERY MATTER AND THING SET FORTH, TO THE BEST OF MY KNOWLEDGE, INFORMATION AND BELIEF.

Sworn Statement: IN ACCORDANCE WITH THE REQUIREMENTS OF TITLE 40, ARTICLE 8, SECTION 40-401, ARIZONA REVISED STATUTES, IT IS HEREIN REPORTED THAT THE GROSS OPERATING REVENUE OF SAID UTILITY DERIVED FROM ARIZONA INTRASTATE UTILITY OPERATIONS DURING THE CALENDAR YEAR WAS:

Arizona Intrastate Gross Operating Revenues Only (\$)
\$131,449
(The amount in the box above includes
\$8,974 in sales taxes
billed or collected)

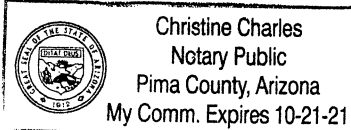
**RECEIVED
BY EMAIL**
5/01/2020, 01:26 PM
ARIZONA CORPORATION COMMISSION
UTILITIES DIVISION

[Signature]
signature of owner/official

(520) 623-5172
telephone no.

SUBSCRIBED AND SWORN TO BEFORE ME A NOTARY PUBLIC
IN AND FOR THE COUNTY Pima County
THIS 29 DAY OF April, 2020
(month) and (year)

MY COMMISSION EXPIRES


Christine Charles
Notary Public
Pima County, Arizona
My Comm. Expires 10-21-21

10-21-2021
(date)
[Signature]
(signature of notary public)

Verification and Sworn Statement (Residential Revenue)

Verification:

State of Arizona I, the undersigned of the
(state name)

County of (county name): Pima
Name (owner or official) title: Paul Juhl, Manager
Company name: Park Water Company, Inc.

DO SAY THAT THIS ANNUAL UTILITY PROPERTY TAX AND SALES TAX REPORT TO THE ARIZONA CORPORATION COMMISSION.

FOR THE YEAR ENDING: 12/31/19

HAS BEEN PREPARED UNDER MY DIRECTION, FROM THE ORIGINAL BOOKS, PAPERS AND RECORDS OF SAID UTILITY; THAT I HAVE CAREFULLY EXAMINED THE SAME, AND DECLARE THE SAME TO BE A COMPLETE AND CORRECT STATEMENT OF BUSINESS AND AFFAIRS OF SAID UTILITY FOR THE PERIOD COVERED BY THIS REPORT IN RESPECT TO EACH AND EVERY MATTER AND THING SET FORTH, TO THE BEST OF MY KNOWLEDGE, INFORMATION AND BELIEF.

Sworn Statement: IN ACCORDANCE WITH THE REQUIREMENTS OF TITLE 40, ARTICLE 8, SECTION 40-401, ARIZONA REVISED STATUTES, IT IS HEREIN REPORTED THAT THE GROSS OPERATING REVENUE OF SAID UTILITY DERIVED FROM ARIZONA INTRASTATE UTILITY OPERATIONS RECEIVED FROM RESIDENTIAL CUSTOMERS DURING THE CALENDAR YEAR WAS:

Arizona Intrastate Gross Operating Revenues Only (\$)

\$131,449
(The amount in the box above includes
\$8,974 in sales taxes
billed or collected)

**RECEIVED
BY EMAIL**

5/01/2020, 01:26 PM

ARIZONA CORPORATION COMMISSION
UTILITIES DIVISION

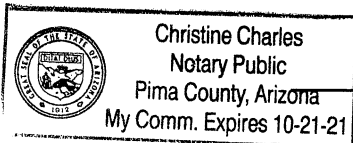
Paul Juhl
signature of owner/official

(520) 623-5172
telephone no.

SUBSCRIBED AND SWORN TO BEFORE ME A NOTARY PUBLIC
IN AND FOR THE COUNTY Pima County
(county name)

THIS 29 DAY OF April, 2020
(month) and (year)

MY COMMISSION EXPIRES 10-21-2021
(date)


Christine Charles
Notary Public
Pima County, Arizona
My Comm. Expires 10-21-21

Christine Charles
(signature of notary public)