

# ANNUAL REPORT

Of

Company Name: Parker Lakeview Estates Homeowners Association, Inc. DBA Parker Springs Water Company  
7947 S. Coronado Trail  
Mailing Address: HC 1, Box 474  
Elgin AZ  
85611  
Docket No.: W-01853A  
For the Year Ended: 12/31/18

RECEIVED  
APR 05 2019  
ARIZONA CORP COMMISSION  
UTILITIES DIVISION - DIRECTOR'S OFFICE

## WATER UTILITY

To

Arizona Corporation Commission

### Due on April 15th

Email: [rdelafuente@azcc.gov](mailto:rdelafuente@azcc.gov), mail or deliver the completed Annual Report to:

Arizona Corporation Commission  
Compliance Section - Utilities Division  
1200 West Washington Street  
Phoenix, Arizona 85007

Application Type:

Original Filing

Application Date:

2-12-2019

4-10-19

ARIZONA CORPORATION COMMISSION  
WATER UTILITY ANNUAL REPORT

Parker Lakeview Estates Homeowners Association, Inc. DBA Parker Springs Water Company

A Class ☒ Utility

1. For the Calendar Year Ended: 12/31/18

2. Address: 

Parker Lakeview Estates Homeowners Association, Inc. DBA Parker Springs Water Company			
City: Elgin	State: Arizona	Zip Code: 85611	

3. Telephone Number: 520 455-9345

4. Date of Original Organization of Utility: 2/21/1991

5. Person to whom correspondence should be addressed concerning this report:

Name: Gail Spain  
Telephone No. : 520 455-9345  
Address: 7947 South Coronado Trail  
City: Elgin State: Arizona Zip Code: 85611  
Email: spain333@wildblue.net

6. On-Site Manager:

Name: Gail Spain  
Telephone No. : 520 455-9345  
Address: 7947 South Coronado Trail  
City: Elgin State: Arizona Zip Code: 85611  
Email: spain333@wildblue.net

7. Ownership: Association--Cooperative

8. Counties Served: Cochise

Parker Lakeview Estates Homeowners Association, Inc. DBA Parker Springs Water Company  
Annual Report  
Utility Plant in Service (Water)  
12/31/18

Utility Plant in Service (Water)						
Account No.	Description	Beginning Year Original Cost	Current Year Additions	Adjusted Original Cost	Accumulated Depreciation	OCLD (OC less AD)
301	Organization	\$0	\$0	\$0	\$0	\$0
302	Franchises	0	0	0	0	0
303	Land and Land Rights	\$10,500	0	10,500	0	10,500
304	Structures and Improvements	47,339	0	47,339	9,653	37,687
305	Collecting & Improving Reservoirs	0	0	0	0	0
306	Lake, River, Canal Intakes	0	0	0	0	0
307	Wells and Springs	108,473	0	108,473	24,738	83,735
308	Infiltration Galleries	0	0	0	0	0
309	Supply Mains	32,018	0	32,018	3,842	28,176
310	Power Generation Equipment	31,642	0	31,642	14,796	16,846
311	Pumping Equipment	3,193	0	3,193	2,763	430
320	Water Treatment Equipment	0	0	0	0	0
320.1	Water Treatment Plants	0	0	0	0	0
320.2	Solution Chemical Feeders	2,224	886	3,111	2,313	798
320.3	Point-of-Use Treatment Devices	0	0	0	0	0
330	Distribution Reservoirs and Standpipes	0	0	0	0	0
330.1	Storage Tanks	48,985	0	48,985	6,525	42,460
330.2	Pressure Tanks	0	0	0	0	0
331	Transmission and Distribution Mains	66,128	0	66,128	26,578	39,550
333	Services	9,048	0	9,048	4,108	4,940
334	Meters and Meter Installations	4,224	0	4,224	2,814	1,410
335	Hydrants	0	0	0	0	0
336	Backflow Prevention Devices	0	0	0	0	0
339	Other Plant and Misc. Equipment	0	0	0	0	0
340	Office Furniture and Equipment	0	0	0	0	0
340.1	Computer & Software	0	0	0	0	0
341	Transportation Equipment	0	0	0	0	0
342	Stores Equipment	0	0	0	0	0
343	Tools, Shop and Garage Equipment	532	0	532	152	380
344	Laboratory Equipment	0	0	0	0	0
345	Power Operated Equipment	0	0	0	0	0
346	Communication Equipment	0	0	0	0	0
347	Miscellaneous Equipment	0	0	0	0	0
348	Other Tangible Plant	0	0	0	0	0
	<b>Totals</b>	<b>\$364,306</b>			<b>\$98,281</b>	<b>\$266,911</b>

**Instructions:** Fill out the Grey Cells with the relevent information. Input 0 or none if there is nothing recorded in that account or there is no applicable information to report.

Parker Lakeview Estates Homeowners Association, Inc. DBA Parker Springs Water Company  
Annual Report  
Depreciation Expense for the Current Year (Water)  
12/31/18

Depreciation Expense for the Current Year (Water)								
Account No.	Description	Beginning Year Original Cost	Current Year Additions	Adjusted Original Cost	Fully Depreciated/Non- depreciable Plant	Depreciable Plant	Depreciation Percentages	Depreciation Expense
301	Organization	\$0	\$0	\$0	\$0	\$0	0.00%	\$0
302	Franchises	0	0	0	0	0	0.00%	0
303	Land and Land Rights	10,500	0	10,500	10,500	0	0.00%	0
304	Structures and Improvements	47,339	0	47,339	243	47,096	3.33%	1,568
305	Collecting & Improving Reservoirs	0	0	0	0	0	0.00%	0
306	Lake, River, Canal Intakes	0	0	0	0	0	0.00%	0
307	Wells and Springs	108,473	0	108,473	4,500	103,973	3.33%	3,462
308	Infiltration Galleries	0	0	0	0	0	0.00%	0
309	Supply Mains	32,018	0	32,018	0	32,018	2.00%	640
310	Power Generation Equipment	31,642	0	31,642	0	31,642	5.00%	1,582
311	Pumping Equipment	3,193	0	3,193	1,473	1,720	12.50%	215
320	Water Treatment Equipment	0	0	0	0	0	-	0
320.1	Water Treatment Plants	0	0	0	0	0	0.00%	0
320.2	Solution Chemical Feeders	2,224	886	3,111	2,224	886	20.00%	89
320.3	Point-of-Use Treatment Devices	0	0	0	0	0	0.00%	0
330	Distribution Reservoirs and Standpipes	0	0	0	0	0	-	0
330.1	Storage Tanks	48,985	0	48,985	0	48,985	2.22%	1,087
330.2	Pressure Tanks	0	0	0	0	0	0.00%	0
331	Transmission and Distribution Mains	66,128	0	66,128	8,861	57,267	2.00%	1,145
333	Services	9,048	0	9,048	1,253	7,795	3.33%	260
334	Meters and Meter Installations	4,224	0	4,224	647	3,577	8.33%	298
335	Hydrants	0	0	0	0	0	0.00%	0
336	Backflow Prevention Devices	0	0	0	0	0	0.00%	0
339	Other Plant and Misc. Equipment	0	0	0	0	0	0.00%	0
340	Office Furniture and Equipment	0	0	0	0	0	0.00%	0
340.1	Computer & Software	0	0	0	0	0	0.00%	0
341	Transportation Equipment	0	0	0	0	0	0.00%	0
342	Stores Equipment	0	0	0	0	0	0.00%	0
343	Tools, Shop and Garage Equipment	532	0	532	0	532	5.00%	27
344	Laboratory Equipment	0	0	0	0	0	0.00%	0
345	Power Operated Equipment	0	0	0	0	0	0.00%	0
346	Communication Equipment	0	0	0	0	0	0.00%	0
347	Miscellaneous Equipment	0	0	0	0	0	0.00%	0
348	Other Tangible Plant	0	0	0	0	0	0.00%	0
	<b>Subtotal</b>	<b>\$364,306</b>	<b>\$886</b>	<b>\$365,192</b>	<b>\$29,701</b>	<b>\$335,490</b>		<b>\$10,374</b>

Contribution(s) in Aid of Construction (Gross)	\$15,280
Less: Non Amortizable Contribution(s)	280
Fully Amortized Contribution(s)	0
Amortizable Contribution(s)	<b>\$15,000</b>
Times: Proposed Amortization Rate	3.33%
<b>Amortization of CIAC</b>	<b>\$500</b>

Less: Amortization of CIAC **\$500**

**DEPRECIATION EXPENSE** **\$9,874**

**Instructions:** Fill out the Grey Cells with the relevent information. Input 0 or none if there is nothing recorded in that account or there is no applicable information to report.

Parker Lakeview Estates Homeowners Association, Inc. DBA Parker Springs Water Company  
Annual Report  
Balance Sheet Assets  
12/31/18

Balance Sheet Assets				
	Assets		Balance at Beginning of Year (2018)	Balance at End of Year (2018)
Account No.	<b>Current and Accrued Assets</b>			
131	Cash		\$5,040	\$2,564
134	Working Funds		3,812	3,291
135	Temporary Cash Investments		1,771	1,771
141	Customer Accounts Receivable		(90)	(336)
146	Notes Receivable from Associated Companies		0	0
151	Plant Material and Supplies		1,382	1,382
162	Prepayments		0	0
174	Miscellaneous Current and Accrued Assets		16,068	19,128
	<b>Total Current and Accrued Assets</b>		<b>\$27,982</b>	<b>\$27,800</b>
Account No.	<b>Fixed Assets</b>			
101	Utility Plant in Service*		\$364,149	\$365,192
103	Property Held for Future Use		0	0
105	Construction Work in Progress		0	0
108	Accumulated Depreciation (enter as negative)*		(87,784)	(98,281)
121	Non-Utility Property		0	0
122	Accumulated Depreciation - Non Utility		0	0
	<b>Total Fixed Assets</b>		<b>\$276,365</b>	<b>\$266,911</b>
	<b>Total Assets</b>		<b>\$304,347</b>	<b>\$294,711</b>

**Instructions:** Fill out the Grey Cells with the relevant information. Input 0 or none if there is nothing recorded in that account or there is no applicable information to report.

\*Note these items feed automatically from AR3 UPIS Page 3

Parker Lakeview Estates Homeowners Association, Inc. DBA Parker Springs Water Company  
Annual Report  
Balance Sheet Liabilities and Owners Equity

Balance Sheet Liabilities and Owners Equity				
	Liabilities		Balance at Beginning of Year (2018)	Balance at End of Year (2018)
Account No.	Current Liabilities			
231	Accounts Payable		\$2,616	\$2,359
232	Notes Payable (Current Portion)		0	0
234	Notes Payable to Associated Companies		0	0
235	Customer Deposits		0	0
236	Accrued Taxes		0	0
237	Accrued Interest		0	0
242	Miscellaneous Current and Accrued Liabilities		0	0
	<b>Total Current Liabilities</b>		<b>\$2,616</b>	<b>\$2,359</b>
	Long Term Debt			
224	Long Term Debt (Notes and Bonds)		\$200,425	\$186,964
	Deferred Credits			
251	Unamortized Premium on Debt		\$0	\$0
252	Advances in Aid of Construction		35	0
255	Accumulated Deferred Investment Tax Credits		0	0
271	Contributions in Aid of Construction		13,780	13,280
272	Less: Amortization of Contributions		(500)	(500)
281	Accumulated Deferred Income Tax		0	0
	<b>Total Deferred Credits</b>		<b>\$13,315</b>	<b>\$12,780</b>
	<b>Total Liabilities</b>		<b>\$216,356</b>	<b>\$202,103</b>
	Capital Accounts			
201	Common Stock Issued		\$0	\$0
211	Other Paid-In Capital		7,920	7,920
215	Retained Earnings		80,071	84,688
218	Proprietary Capital (Sole Props and Partnerships)		0	0
	<b>Total Capital</b>		<b>\$87,991</b>	<b>\$92,608</b>
	<b>Total Liabilities and Capital</b>		<b>\$304,347</b>	<b>\$294,711</b>

**Instructions:** Fill out the Grey Cells with the relevent information. Input 0 or none if there is nothing recorded in that account or there is no applicable information to report.

**Note:** Total liabilities and Capital must match total assets for the beginning and end of the year!

Parker Lakeview Estates Homeowners Association, Inc. DBA Parker Springs Water Company  
Annual Report  
Water Comparative Income Statement  
12/31/18

Water Comparative Income Statement			
Account No.	Calendar Year	Current Year 01/01/2018 - 12/31/2018	Last Year 01/01/2017 - 12/31/2017
	<b>Operating Revenue</b>		
461	Metered Water Revenue	\$26,303	\$26,396
460	Unmetered Water Revenue	0	0
462	Fire Protection Revenue	0	0
469	Guaranteed Revenues (Surcharges)	0	0
471	Miscellaneous Service Revenues	0	0
474	Other Water Revenue	64	84
	<b>Total Revenues</b>	<b>\$26,367</b>	<b>\$26,480</b>
	<b>Operating Expenses</b>		
601	Salaries and Wages	\$0	\$0
604	Employee Pensions and Benefits	0	0
610	Purchased Water	0	0
615	Purchased Power	0	0
618	Chemicals	242	131
620	Materials and Supplies	400	189
620.1	Repairs and Maintenance	3,360	0
620.2	Office Supplies and Expense	493	371
630	Contractual Services	2,843	2,277
631	Contractual Services -Engineering	0	0
632	Contractual Services - Accounting	0	0
633	Contractual Services - Legal	0	0
634	Contractual Services - Management Fees	0	0
635	Contractual Services - Water Testing	0	0
636	Contractual Services - Other	0	0
635	Water Testing	894	1,233
640	Rents	519	445
641	Rental of Building/Real Property	0	0
642	Rental of Equipment	0	0
650	Transportation Expenses	0	0
657	Insurance - General Liability	750	750
657.1	Insurance - Health and Life	0	0
665	Regulatory Commission Expense - Rate	0	0
675	Miscellaneous Expense	0	0
403	Depreciation Expense (From Schedule AR4)	9,874	9,903
408	Taxes Other Than Income	0	1
408.11	Property Taxes	763	784
409	Income Taxes	0	0
	<b>Total Operating Expenses</b>	<b>\$20,138</b>	<b>\$16,083</b>
	<b>Operating Income / (Loss)</b>	<b>\$6,229</b>	<b>\$10,397</b>
	<b>Other Income / (Expense)</b>		
419	Interest and Dividend Income	\$180	\$180
421	Non-Utility Income	0	0
426	Miscellaneous Non-Utility (Expense)	0	0
427	Interest (Expense)	(1,941)	(2,072)
	<b>Total Other Income / (Expense)</b>	<b>(\$1,761)</b>	<b>(\$1,892)</b>
	<b>Net Income / (Loss)</b>	<b>\$4,467</b>	<b>\$8,505</b>

**Instructions:** Fill out the Grey Cells with the relevent information. Input 0 or none if there is nothing recorded in that account or there is no applicable information to report.

Parker Lakeview Estates Homeowners Association, Inc. DBA Parker Springs Water Company  
Annual Report  
Supplemental Financial Data (Long-Term Debt)  
12/31/18

Supplemental Financial Data (Long-Term Debt)				
	Loan #1	Loan #2	Loan #3	Loan #4
Date Issued	3/30/2012			
Source of Loan	WIFA920223-12			
ACC Decision No.	72638			
Reason for Loan	Update System			
Dollar Amt. Issued	\$268,670			
Amount Outstanding	\$186,964			
Date of Maturity	3/1/2032			
Interest Rate	1.00%			
Current Year Interest	\$1,941			
Current Year Principal	\$13,135			

Meter Deposit Balance at Test Year End:	\$0
---	-----

Meter Deposits Refunded During the Test Year:	\$35
---	------

***List all bonds, notes, loans, and other types of indebtedness in which the proceeds were used in the provision of public utility service. Indebtedness incurred for personal uses by the owner of the utility should not be listed. Input 0 or none if there is nothing to report for that cell.***



Parker Lakeview Estates Homeowners Association, Inc. DBA Parker Springs Water Company  
Annual Report  
Water Utility Plant Description  
12/31/18

**Water Utility Plant Description**

Name of the System: PARKER LAKEVIEW EST HOA  
ADEQ Public Water System Number: 02045

**WELLS**

ADWR ID No *	Pump Horsepower	Pump Yield (gpm)	Casing Depth (feet)	Casing Diameter (inches)	Pump Motor Type **	Meter Size (inches)	Year Drilled	Arsenic Level (mg/L)
55-621240	2 HP	10	125	12	submersible	1"	1962	<.0030
55-220855	1140 watt	11	300	12	submersible	paddlewheel	2,012	<.0010
	solar powered							

**OTHER WATER SOURCES**

Name or Description	Capacity (gpm)	Gallons Purchased or Obtained (in thousands)
NONE		

**BOOSTER PUMPS**

Horsepower	GPM	Quantity
none		

**FIRE HYDRANTS**

Type	Quantity
Standard ***	0
Other	0

**STORAGE TANKS**

Capacity	Material	Quantity
10,000	steel	1

**PRESSURE/BLADDER  
TANKS**

Capacity	Quantity
	0

**Instructions:** Fill out the Grey Cells with the relevent information. Input 0 or none if there is nothing recorded in that account or there is no applicable information to report. Copy and paste this sheet as many times as is necessary.

\* Arizona Department of Water Resources ("ADWR") well identification number. For example 55-XXXXXX.

\*\* Pump motor type, turbine or submersible.

\*\*\* A standard fire hydrant has two 2.5 inch hose connection nozzles with 7.5 threads per inch, and one 4.5 inch pumper connection nozzle with 4 threads per inch.

Parker Lakeview Estates Homeowners Association, Inc. DBA Parker Springs Water Company  
 Annual Report  
 Water Utility Plant Description (Continued)  
 12/31/18

Water Utility Plant Description (Continued)				
MAINS			CUSTOMER METERS	
Sizes (inches)	Material	Length (feet)	Size (inches)	Quantity
2	PVC	2,400	5/8 X 3/4	35
3			3/4	
4	PVC	2,800	1	
5			1 1/2	
6			Compound 2	
8			Turbine 2	
10			Compound 3	
12			Turbine 3	
			Compound 4	
2	GALV	1,436	Turbine 5	
			Compound 6	
			Turbine 6	
			6+	

For the following three items, list the utility owned assets in each category for each system.

<b>TREATMENT EQUIPMENT:</b>	WELL #1 CHEMFEED INJECTOR PUMP & SOLUTION TANK WELL #2 MILTON J54D VARIABLE SPEED INJECTOR PUMP & SOLUTION TANK
<b>STRUCTURES:</b>	WELL #1 12 X 30 METAL SHED HOUSING ELECRICAL GENERATORS SHELTER FOR WELL HOUSING WELL #2 8X10 BLOCK UTILITY BUILDING VAULT SHELTER FOR WELL PLUMBNG CHAIN LINK FENCING AROUND WELLS, UTILITY BUILDING AND STORAGE TANK
<b>OTHER:</b>	ONE (1) ONAN, ONE (1) KOHLER GENERATORS TO PROVIDE FOR PUMPING WELL #1 SOLAR PANELS TO POWER WELL #2, SOLAR PANEL, BATTERY, TIMERS & SENSORS TO AUTOMATE "KEEP FILL" PUMPING

**Instructions:** Fill out the Grey Cells with the relevent information. Input 0 or none if there is nothing recorded in that account or there is no applicable information to report. Copy and paste this sheet as many times as is necessary.

Parker Lakeview Estates Homeowners Association, Inc. DBA Parker Springs Water Company  
Annual Report  
Water Use Data Sheet  
12/31/18

Water Use Data Sheet					
Name of the System:		PARKER LAKEVIEW EST HOA			
ADEQ Public Water System Number:		02045			
Month	Number of Customers	Gallons Sold (thousands) <sup>1</sup>	Gallons Pumped (thousands) <sup>2</sup>	Gallons Purchased (thousands) <sup>3</sup>	Estimated Gallons Authorized Use (thousands) <sup>4</sup>
January	35	29	28	0	1
February	35	8	18	0	6
March	35	16	24	0	1
April	35	26	32	0	1
May	35	32	40	0	1
June	35	19	27	0	1
July	35	27	34	0	1
August	35	15	19	0	1
September	35	16	23	0	1
October	35	18	24	0	1
November	35	22	30	0	1
December	35	12	21	0	6
Totals		240	320	0	23

If the system has fire hydrants, what is the fire flow requirements?  GPM for  hrs.

Does the system have chlorination treatment?

Is the Water Utility located in an ADWR Active Management Area (AMA)?   
If yes, which AMA?

Does the Company have an ADWR Gallons Per Capita Per Day (GPCPD) requirement?   
If yes, provide the GPCPD amount:

**If applicable, in the space below please provide a description for all un-metered water use along with amounts:**

Mixing chlorine 80 gal, flushing mains 1000 gal (deadends), Utility 160 gal, known loss in galvanized lines

**Instructions:** Fill out the Grey Cells with the relevent information. Input 0 or none if there is nothing recorded in that account or there is no applicable information to report.

1 Gallons sold - Total gallons from customer meters.

2 Gallons pumped - Total gallons from pumped sources.

3 Gallons purchased - Total gallons purchased from other sources.

4 Estimated gallons authorized use - Total estimated gallons from authorized metered or unmetered use. Authorized use such as flushing (mains, services and hydrants) draining/cleaning tanks, process, construction, fire fighting, etc.

Parker Lakeview Estates Homeowners Association, Inc. DBA Parker Springs Water Comp  
Annual Report  
Utility Shutoffs / Disconnects  
12/31/18

ADEQ System No. :	02045
-------------------	-------

Utility Shutoffs / Disconnects			
Month	Termination without Notice R14-2-410.B	Termination with Notice R14-2-410.C	Other
January	0	0	0
February	0	0	0
March	0	0	0
April	0	0	0
May	0	0	0
June	0	0	0
July	0	0	0
August	0	0	0
September	0	0	0
October	0	0	0
November	0	0	0
December	0	0	0
<b>Total</b>	<b>0</b>	<b>0</b>	<b>0</b>

**Other (description):**

n/a
-----

<b>Instructions:</b> Fill out the Grey Cells with the relevant information. Input 0 or none if there is nothing recorded in that account or there is no applicable information to report.
---

Parker Lakeview Estates Homeowners Association, Inc. DBA Parker Springs Water Company  
Annual Report  
Property Taxes  
12/31/18

Property Taxes	
----------------	--

Amount of actual property taxes paid during Calendar Year 2015 was	\$763
--	-------

If no property taxes paid, explain why.
---

<b>Instructions:</b> Fill out the Grey Cells with the relevent information. Input 0 or none if there is nothing recorded in that account or there is no applicable information to report.
---

Verification and Statement (Taxes)

Verification: State of ARIZONA I, the undersigned of the  
(state name)

County of (county name):

COCHISE

Name (owner or official) title:

GAIL SPAIN, SECRETARY/TREASURER

Company name:

Parker Lakeview Estates Homeowners Association, Inc. DBA Parker Springs

RECEIVED  
APR 05 2019  
ARIZONA CORP COMMISSION  
UTILITIES DIVISION - DIRECTOR'S OFFICE

DO SAY THAT THIS ANNUAL UTILITY PROPERTY TAX AND SALES TAX REPORT TO THE ARIZONA CORPORATION COMMISSION.

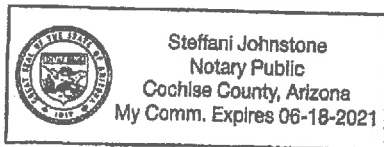
FOR THE YEAR ENDING:

12/31/18

HAS BEEN PREPARED UNDER MY DIRECTION, FROM THE ORIGINAL BOOKS, PAPERS AND RECORDS OF SAID UTILITY; THAT I HAVE CAREFULLY EXAMINED THE SAME, AND DECLARE THE SAME TO BE A COMPLETE AND CORRECT STATEMENT OF BUSINESS AND AFFAIRS OF SAID UTILITY FOR THE PERIOD COVERED BY THIS REPORT IN RESPECT TO EACH AND EVERY MATTER AND THING SET FORTH, TO THE BEST OF MY KNOWLEDGE, INFORMATION AND BELIEF.

Sworn Statement: I HEREBY ATTEST THAT ALL PROPERTY TAXES FOR SAID COMPANY ARE CURRENT AND PAID IN FULL.

I HEREBY ATTEST THAT ALL SALES TAXES FOR SAID COMPANY ARE CURRENT AND PAID IN FULL.



Dorothy Gail Spain  
signature of owner/official

520 455-9345

telephone no.

SUBSCRIBED AND SWORN TO BEFORE ME A NOTARY PUBLIC  
IN AND FOR THE COUNTY

THIS

20

DAY OF

Cochise

(county name)

March 2019

(month) and (year)

MY COMMISSION EXPIRES

6/18/2021  
(date)

Steffani Johnstone  
(signature of notary public)

Verification and Statement

Verification:

State of ARIZONA I, the undersigned of the  
(state name)

County of (county name):

COCHISE

Name (owner or official) title:

GAIL SPAIN, SECRETARY/TREASURER

Company name:

Parker Lakeview Estates Homeowners Association, Inc. DBA Parker

RECEIVED

APR 05 2019

ARIZONA CORP COMMISSION  
UTILITIES DIVISION - DIRECTOR'S OFFICE

DO SAY THAT THIS ANNUAL UTILITY PROPERTY TAX AND SALES TAX REPORT TO THE ARIZONA CORPORATION COMMISSION.

FOR THE YEAR ENDING: 12/31/18

HAS BEEN PREPARED UNDER MY DIRECTION, FROM THE ORIGINAL BOOKS, PAPERS AND RECORDS OF SAID UTILITY; THAT I HAVE CAREFULLY EXAMINED THE SAME, AND DECLARE THE SAME TO BE A COMPLETE AND CORRECT STATEMENT OF BUSINESS AND AFFAIRS OF SAID UTILITY FOR THE PERIOD COVERED BY THIS REPORT IN RESPECT TO EACH AND EVERY MATTER AND THING SET FORTH, TO THE BEST OF MY KNOWLEDGE, INFORMATION AND BELIEF.

**Sworn Statement:** IN ACCORDANCE WITH THE REQUIREMENTS OF TITLE 40, ARTICLE 8, SECTION 40-401, ARIZONA REVISED STATUTES, IT IS HEREIN REPORTED THAT THE GROSS OPERATING REVENUE OF SAID UTILITY DERIVED FROM ARIZONA INTRASTATE UTILITY OPERATIONS DURING THE CALENDAR YEAR WAS:

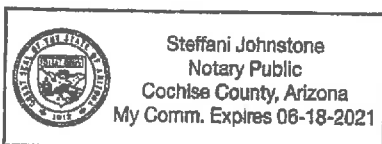
Arizona Intrastate Gross Operating Revenues Only (\$)

\$27,975

(The amount in the box above includes

\$1,608 in sales taxes

billed or collected)



Dorothy Gail Spain  
signature of owner/official

520 455-9345

telephone no.

SUBSCRIBED AND SWORN TO BEFORE ME A NOTARY PUBLIC  
IN AND FOR THE COUNTY

THIS

20

DAY OF

Cochise  
(county name)

March 2019  
(month) and (year)

MY COMMISSION EXPIRES

6/18/2021  
(date)

Steffani Johnstone  
(signature of notary public)

Verification and Statement (Residential Revenue)

Verification:

State of ARIZONA I, the undersigned of the  
(state name)

County of (county name):

COCHISE

Name (owner or official) title:

GAIL SPAIN, SECRETARY/TREASURER

Company name:

Parker Lakeview Estates Homeowners Association, Inc. DBA

RECEIVED

APR 05 2019

ARIZONA CORP COMMISSION  
UTILITIES DIVISION - DIRECTOR'S OFFICE

DO SAY THAT THIS ANNUAL UTILITY PROPERTY TAX AND SALES TAX REPORT TO THE ARIZONA CORPORATION COMMISSION.

FOR THE YEAR ENDING: 12/31/18

HAS BEEN PREPARED UNDER MY DIRECTION, FROM THE ORIGINAL BOOKS, PAPERS AND RECORDS OF SAID UTILITY; THAT I HAVE CAREFULLY EXAMINED THE SAME, AND DECLARE THE SAME TO BE A COMPLETE AND CORRECT STATEMENT OF BUSINESS AND AFFAIRS OF SAID UTILITY FOR THE PERIOD COVERED BY THIS REPORT IN RESPECT TO EACH AND EVERY MATTER AND THING SET FORTH, TO THE BEST OF MY KNOWLEDGE, INFORMATION AND BELIEF.

**Sworn Statement:** IN ACCORDANCE WITH THE REQUIREMENTS OF TITLE 40, ARTICLE 8, SECTION 40-401, ARIZONA REVISED STATUTES, IT IS HEREIN REPORTED THAT THE GROSS OPERATING REVENUE OF SAID UTILITY DERIVED FROM ARIZONA INTRASTATE UTILITY OPERATIONS RECEIVED FROM RESIDENTIAL CUSTOMERS DURING THE CALENDAR YEAR WAS:

Arizona Intrastate Gross Operating Revenues Only (\$)

\$27,975

(The amount in the box above includes

\$1,608

in sales taxes  
billed or collected)

Dorothy Gail Spain  
signature of owner/official

520 455-9345

telephone no.

SUBSCRIBED AND SWORN TO BEFORE ME A NOTARY PUBLIC  
IN AND FOR THE COUNTY

Cochise

(county name)

THIS

April 2

DAY OF

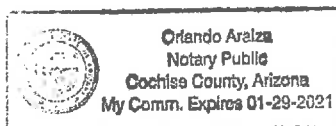
April 2019

(month) and (year)

MY COMMISSION EXPIRES

01-29-2021

(date)



[Signature]  
(signature of notary public)



## Acknowledgement of Samples Received

Addr: **Parker Lakeview Estates**  
7947 South Coronado Trail  
Hc1 Box 474  
Elgin, AZ 85611

Attn: Gail Spain  
Phone:

Client ID: MAP  
Folder #: 771321  
Project: AZ0402045  
Sample Group: Quarterly Q4 2018

Project Manager: Thomas.D.French  
Phone: (480) 778-1558  
Sampler: Ralph Smith

The following samples were received from you on **November 02, 2018 at 08:30**. They have been scheduled for the tests listed below each sample. If this information is incorrect, please contact your service representative. Thank you for using Eurofins Eaton Analytical, LLC.

Sample #	Sample ID	Sample Date
201811020014	EPDS001	10/31/2018 15:17
	PWSID: AZ0402045 Well ID: 001 SDWS PWSID: AZ0402045 SDWS SAMPLE POINT ID: EPDS001	
	@VOASDWA C	Nitrate as Nitrogen by IC
		Sampling Event
201811020015	EPDS002	10/31/2018 15:00
	PWSID: AZ0402045 Well ID: 002 SDWS PWSID: AZ0402045 SDWS SAMPLE POINT ID: EPDS002	
	@VOASDWA C	
201811020016	TRAVEL BLANK - 11010	10/31/2018 15:00
	@VOASDWA TB C	

## Test Description

@VOASDWA C -- Volatile Organics by GCMS

@VOASDWA TB C -- Volatile Organics by GCMS

Arizona Department of Environmental Quality  
Drinking Water Inorganic Chemical Analysis Report Form  
\*\*\*Entry Point To the Distribution System (EPDS) Only\*\*\*

PWS ID#: AZ0402045 PWS Name: Parker Lakeview Estates

10/31/2018 1517 (24 hr Clock) Gail Spain  
Sample Date Sample Time Owner/Contact Person

Owner/Contact Fax Number

Owner/Contact Phone Number

Sample Type

☒ Compliance Monitoring

Sample Collection Point

☒ EPDS# 001

EPDS001

Sampling Site ID

For MCL or Composite Level Exceedance

Original Violation Specimen Number

Sample Type

☐ Confirmation

☐ Confirmation - Composite

**INORGANIC CHEMICAL ANALYSIS**

>>>To be completed by laboratory personnel<<<

Analysis Method	MCL	Reporting Limit	Contaminant Name Method	Cont. Code	Analysis Run Date	Results	Exceeds MCL	Exceeds Trigger Limit
<u>200.8</u>	0.010	0.005	Arsenic	1005			<input type="checkbox"/>	
<u>200.8</u>	2	1	Barium	1010			<input type="checkbox"/>	
<u>200.8</u>	0.005	0.0025	Cadmium	1015			<input type="checkbox"/>	
<u>200.8</u>	0.1	0.05	Chromium	1020			<input type="checkbox"/>	
<u>4500F-C</u>	4	0.5	Fluoride	1025			<input type="checkbox"/>	
<u>245.1</u>	0.002	0.001	Mercury	1035			<input type="checkbox"/>	
<u>300.0</u>	10	2.5	Nitrate (as N)	1040	<u>11/02/2018</u>	<u>&lt;0.1</u>	<input type="checkbox"/>	{5 mg/L} <input type="checkbox"/>
<u>300.0</u>	1	0.25	Nitrite	1041			<input type="checkbox"/>	0.5 mg/L <input type="checkbox"/>
<u>200.8</u>	0.05	0.025	Selenium	1045			<input type="checkbox"/>	
<u>200.8</u>	0.006	0.003	Antimony	1074			<input type="checkbox"/>	
<u>200.8</u>	0.004	0.002	Beryllium	1075			<input type="checkbox"/>	
<u>4500CN-F</u>	0.2	0.1	Cyanide	1024			<input type="checkbox"/>	
<u>200.8</u>	No MCL	0.05	Nickel*	1036			<input type="checkbox"/>	
<u>200.8</u>	0.002	0.001	Thallium	1085			<input type="checkbox"/>	
<u>200.7</u>	No MCL	10	Sodium*	1052			<input type="checkbox"/>	

**Laboratory Information**

>>>To be completed by laboratory personnel<<<

Lab ID Number: AZ0778

Specimen Number: 2018110200141

Name: Eurofins Eaton Analytical, LLC

Printed Name and Phone Number of Lab Contact: Thomas.D.French (480) 778-1558

Authorized Signature: *Thomas D. French*

Date Public Water System Notified: 11/7/2018

Comments: \_\_\_\_\_

MAP-2018 Sampler: Ralph Smith

All units must be reported in milligrams per liter (mg/L)

\*Contaminants without an MCL

DWAR 2IN: Revised 8/2009

Arizona Department of Environmental Quality  
**Drinking Water Volatile Organic Chemical Analysis Report**

\*\*\*Entry Point To the Distribution System (EPDS) Only\*\*\*

PWS ID#: AZ0402045PWS Name: Parker Lakeview Estates10/31/2018

Sample Date

1517

Sample Time

(24 hr Clock)Gail Spain

Owner/Contact Person

Owner/Contact Fax Number

Owner/Contact Phone Number

Sample Type

☒ Compliance Monitoring

Sample Collection Point

☒ EPDS# 001

EPDS001

Sampling Site ID

**FOR MCL OR REPORTING LIMIT EXCEEDANCE**

\_\_\_\_\_ Original Violation Specimen Number

Sample Type

☐ Confirmation - MCL☐ Confirmation - Composite

**VOLATILE ORGANIC CHEMICAL ANALYSIS**

>>>To be completed by laboratory personnel<<<

Analysis Method	MCL mg/L	Reporting Limit mg/L	Contaminant Name	Cont. Code	Analysis Run Date.	Results	Exceeds MCL	Exceeds Reporting Limit
<u>524.2</u>	0.007	0.0005	1,1 Dichloroethylene	2977	<u>11/06/2018</u>	<u>&lt;0.0005</u>	<input type="checkbox"/>	<input type="checkbox"/>
<u>524.2</u>	0.2	0.0005	1,1,1-Trichloroethane	2981	<u>11/06/2018</u>	<u>&lt;0.0005</u>	<input type="checkbox"/>	<input type="checkbox"/>
<u>524.2</u>	0.005	0.0005	1,1,2-Trichloroethane	2985	<u>11/06/2018</u>	<u>&lt;0.0005</u>	<input type="checkbox"/>	<input type="checkbox"/>
<u>524.2</u>	0.005	0.0005	1,2-Dichloroethane	2980	<u>11/06/2018</u>	<u>&lt;0.0005</u>	<input type="checkbox"/>	<input type="checkbox"/>
<u>524.2</u>	0.005	0.0005	1,2-Dichloropropane	2983	<u>11/06/2018</u>	<u>&lt;0.0005</u>	<input type="checkbox"/>	<input type="checkbox"/>
<u>524.2</u>	0.005	0.0005	Benzene	2990	<u>11/06/2018</u>	<u>&lt;0.0005</u>	<input type="checkbox"/>	<input type="checkbox"/>
<u>524.2</u>	0.005	0.0005	Carbon Tetrachloride	2982	<u>11/06/2018</u>	<u>&lt;0.0005</u>	<input type="checkbox"/>	<input type="checkbox"/>
<u>524.2</u>	0.07	0.0005	cis-1,2 Dichloroethylene	2380	<u>11/06/2018</u>	<u>&lt;0.0005</u>	<input type="checkbox"/>	<input type="checkbox"/>
<u>524.2</u>	0.7	0.0005	Ethylbenzene	2992	<u>11/06/2018</u>	<u>&lt;0.0005</u>	<input type="checkbox"/>	<input type="checkbox"/>
<u>524.2</u>	0.1	0.0005	(mono) Chlorobenzene	2989	<u>11/06/2018</u>	<u>&lt;0.0005</u>	<input type="checkbox"/>	<input type="checkbox"/>
<u>524.2</u>	0.6	0.0005	o-Dichlorobenzene	2968	<u>11/06/2018</u>	<u>&lt;0.0005</u>	<input type="checkbox"/>	<input type="checkbox"/>
<u>524.2</u>	0.075	0.0005	para-Dichlorobenzene	2969	<u>11/06/2018</u>	<u>&lt;0.0005</u>	<input type="checkbox"/>	<input type="checkbox"/>
<u>524.2</u>	0.1	0.0005	Styrene	2996	<u>11/06/2018</u>	<u>&lt;0.0005</u>	<input type="checkbox"/>	<input type="checkbox"/>
<u>524.2</u>	0.005	0.0005	Tetrachloroethylene	2987	<u>11/06/2018</u>	<u>&lt;0.0005</u>	<input type="checkbox"/>	<input type="checkbox"/>
<u>524.2</u>	1	0.0005	Toluene	2991	<u>11/06/2018</u>	<u>&lt;0.0005</u>	<input type="checkbox"/>	<input type="checkbox"/>

Specimen Number: 201811020014V

DWAR-4: Revised 7/2009

Arizona Department of Environmental Quality  
Drinking Water Volatile Organic Chemical Analysis Report

\*\*\*Entry Point To the Distribution System (EPDS) Only\*\*\*

PWS ID#: AZ0402045PWS Name: Parker Lakeview Estates

Sample Collection Point

☒ EPDS# 001EPDS001

Sampling Site ID

## VOLATILE ORGANIC CHEMICAL ANALYSIS

&gt;&gt;&gt;To be completed by laboratory personnel&lt;&lt;&lt;

Analysis Method	MCL mg/L	Reporting Limit mg/L	Contaminant Name	Cont. Code	Analysis Run Date.	Results	Exceeds MCL	Exceeds Reporting Limit
<u>524.2</u>	0.1	0.0005	Trans-1,2-Dichloroethylene	2979	<u>11/06/2018</u>	<u>&lt;0.0005</u>	<input type="checkbox"/>	<input type="checkbox"/>
<u>524.2</u>	0.005	0.0005	Trichloroethylene	2984	<u>11/06/2018</u>	<u>&lt;0.0005</u>	<input type="checkbox"/>	<input type="checkbox"/>
<u>524.2</u>	0.002	0.0005	Vinyl Chloride	2976	<u>11/06/2018</u>	<u>&lt;0.0003</u>	<input type="checkbox"/>	<input type="checkbox"/>
<u>524.2</u>	10	0.0015	Xylenes, Total	2955	<u>11/06/2018</u>	<u>&lt;0.0005</u>	<input type="checkbox"/>	<input type="checkbox"/>
<u>524.2</u>	0.07	0.0005	1,2,4-Trichlorobenzene	2378	<u>11/06/2018</u>	<u>&lt;0.0005</u>	<input type="checkbox"/>	<input type="checkbox"/>
<u>524.2</u>	0.005	0.0005	Dichloromethane	2964	<u>11/06/2018</u>	<u>&lt;0.0005</u>	<input type="checkbox"/>	<input type="checkbox"/>

## Laboratory Information

&gt;&gt;&gt;To be completed by laboratory personnel&lt;&lt;&lt;

Lab ID Number: AZ0778Specimen Number: 201811020014VName: Eurofins Eaton Analytical, LLCPrinted Name and Phone Number of Lab Contact: Thomas.D.French(480) 778-1558Authorized Signature: Thomas D. FrenchDate Public Water System Notified: 11/7/2018

Comments: \_\_\_\_\_

MAP-2018 Sampler: Ralph Smith

All units must be reported in milligrams per liter (mg/L)

DWAR-4: Revised 7/2009

Arizona Department of Environmental Quality  
**Drinking Water Volatile Organic Chemical Analysis Report**

\*\*\*Entry Point To the Distribution System (EPDS) Only\*\*\*

PWS ID#: AZ0402045PWS Name: Parker Lakeview Estates10/31/20181500(24 hr Clock)Gail Spain

Sample Date

Sample Time

Owner/Contact Person

Owner/Contact Fax Number

Owner/Contact Phone Number

Sample Type

☒ Compliance Monitoring

Sample Collection Point

☒ EPDS# 002

EPDS002

Sampling Site ID

**FOR MCL OR REPORTING LIMIT EXCEEDANCE**

\_\_\_\_\_ Original Violation Specimen Number

Sample Type

☐ Confirmation - MCL☐ Confirmation - Composite

**VOLATILE ORGANIC CHEMICAL ANALYSIS**

>>>To be completed by laboratory personnel<<<

Analysis Method	MCL mg/L	Reporting Limit mg/L	Contaminant Name	Cont. Code	Analysis Run Date	Results	Exceeds MCL	Exceeds Reporting Limit
<u>524.2</u>	0.007	0.0005	1,1 Dichloroethylene	2977	<u>11/06/2018</u>	<u>&lt;0.0005</u>	<input type="checkbox"/>	<input type="checkbox"/>
<u>524.2</u>	0.2	0.0005	1,1,1-Trichloroethane	2981	<u>11/06/2018</u>	<u>&lt;0.0005</u>	<input type="checkbox"/>	<input type="checkbox"/>
<u>524.2</u>	0.005	0.0005	1,1,2-Trichloroethane	2985	<u>11/06/2018</u>	<u>&lt;0.0005</u>	<input type="checkbox"/>	<input type="checkbox"/>
<u>524.2</u>	0.005	0.0005	1,2-Dichloroethane	2980	<u>11/06/2018</u>	<u>&lt;0.0005</u>	<input type="checkbox"/>	<input type="checkbox"/>
<u>524.2</u>	0.005	0.0005	1,2-Dichloropropane	2983	<u>11/06/2018</u>	<u>&lt;0.0005</u>	<input type="checkbox"/>	<input type="checkbox"/>
<u>524.2</u>	0.005	0.0005	Benzene	2990	<u>11/06/2018</u>	<u>&lt;0.0005</u>	<input type="checkbox"/>	<input type="checkbox"/>
<u>524.2</u>	0.005	0.0005	Carbon Tetrachloride	2982	<u>11/06/2018</u>	<u>&lt;0.0005</u>	<input type="checkbox"/>	<input type="checkbox"/>
<u>524.2</u>	0.07	0.0005	cis-1,2 Dichloroethylene	2380	<u>11/06/2018</u>	<u>&lt;0.0005</u>	<input type="checkbox"/>	<input type="checkbox"/>
<u>524.2</u>	0.7	0.0005	Ethylbenzene	2992	<u>11/06/2018</u>	<u>&lt;0.0005</u>	<input type="checkbox"/>	<input type="checkbox"/>
<u>524.2</u>	0.1	0.0005	(mono) Chlorobenzene	2989	<u>11/06/2018</u>	<u>&lt;0.0005</u>	<input type="checkbox"/>	<input type="checkbox"/>
<u>524.2</u>	0.6	0.0005	o-Dichlorobenzene	2968	<u>11/06/2018</u>	<u>&lt;0.0005</u>	<input type="checkbox"/>	<input type="checkbox"/>
<u>524.2</u>	0.075	0.0005	para-Dichlorobenzene	2969	<u>11/06/2018</u>	<u>&lt;0.0005</u>	<input type="checkbox"/>	<input type="checkbox"/>
<u>524.2</u>	0.1	0.0005	Styrene	2996	<u>11/06/2018</u>	<u>&lt;0.0005</u>	<input type="checkbox"/>	<input type="checkbox"/>
<u>524.2</u>	0.005	0.0005	Tetrachloroethylene	2987	<u>11/06/2018</u>	<u>&lt;0.0005</u>	<input type="checkbox"/>	<input type="checkbox"/>
<u>524.2</u>	1	0.0005	Toluene	2991	<u>11/06/2018</u>	<u>&lt;0.0005</u>	<input type="checkbox"/>	<input type="checkbox"/>

Specimen Number: 201811020015V

DWAR-4: Revised 7/2009

Arizona Department of Environmental Quality  
Drinking Water Volatile Organic Chemical Analysis Report

\*\*\*Entry Point To the Distribution System (EPDS) Only\*\*\*

PWS ID#: AZ0402045PWS Name: Parker Lakeview Estates

Sample Collection Point

☒ EPDS# 002EPDS002

Sampling Site ID

## VOLATILE ORGANIC CHEMICAL ANALYSIS

&gt;&gt;&gt;To be completed by laboratory personnel&lt;&lt;&lt;

Analysis Method	MCL mg/L	Reporting Limit mg/L	Contaminant Name	Cont. Code	Analysis Run Date.	Results	Exceeds MCL	Exceeds Reporting Limit
<u>524.2</u>	0.1	0.0005	Trans-1,2-Dichloroethylene	2979	<u>11/06/2018</u>	<u>&lt;0.0005</u>	<input type="checkbox"/>	<input type="checkbox"/>
<u>524.2</u>	0.005	0.0005	Trichloroethylene	2984	<u>11/06/2018</u>	<u>&lt;0.0005</u>	<input type="checkbox"/>	<input type="checkbox"/>
<u>524.2</u>	0.002	0.0005	Vinyl Chloride	2976	<u>11/06/2018</u>	<u>&lt;0.0003</u>	<input type="checkbox"/>	<input type="checkbox"/>
<u>524.2</u>	10	0.0015	Xylenes, Total	2955	<u>11/06/2018</u>	<u>&lt;0.0005</u>	<input type="checkbox"/>	<input type="checkbox"/>
<u>524.2</u>	0.07	0.0005	1,2,4-Trichlorobenzene	2378	<u>11/06/2018</u>	<u>&lt;0.0005</u>	<input type="checkbox"/>	<input type="checkbox"/>
<u>524.2</u>	0.005	0.0005	Dichloromethane	2964	<u>11/06/2018</u>	<u>&lt;0.0005</u>	<input type="checkbox"/>	<input type="checkbox"/>

## Laboratory Information

&gt;&gt;&gt;To be completed by laboratory personnel&lt;&lt;&lt;

Lab ID Number: AZ0778Specimen Number: 201811020015VName: Eurofins Eaton Analytical, LLCPrinted Name and Phone Number of Lab Contact: Thomas.D.French (480) 778-1558Authorized Signature: Thomas D. FrenchDate Public Water System Notified: 11/7/2018

Comments: \_\_\_\_\_

MAP-2018 Sampler: Ralph Smith

All units must be reported in milligrams per liter (mg/L)

DWAR-4: Revised 7/2009