

Rec

ANNUAL REPORT

Of

Company Name:
PO Box 88006

Mailing Address: Phoenix AZ
85080

Docket No.: W-02146A
For the Year Ended:

**RECEIVED
BY EMAIL**

4/06/2020, 04:06 PM

ARIZONA CORPORATION COMMISSION
UTILITIES DIVISION

WATER UTILITY

To

Arizona Corporation Commission

Due on April 15th

Email: rdelafuente@azcc.gov, mail or deliver the completed Annual Report to:

Arizona Corporation Commission
Compliance Section - Utilities Division
1200 West Washington Street
Phoenix, Arizona 85007

Application Type:
Application Date:

ARIZONA CORPORATION COMMISSION
 WATER UTILITY ANNUAL REPORT
 Peebles Valley Water Company
 A Class Utility

For the Calendar Year Ended:

Primary Address:
 City: State: Zip Code:

Telephone Number:

Date of Original Organization of Utility:

Person to whom correspondence should be addressed concerning this report:

Name:
 Telephone No. :
 Address:
 City: State: Zip Code:
 Email:

Name:
 Telephone No. :
 Address:
 City: State: Zip Code:
 Email:

Name:
 Telephone No. :
 Address:
 City: State: Zip Code:
 Email:

Name:
 Telephone No. :
 Address:
 City: State: Zip Code:
 Email:

Name:
 Telephone No. :
 Address:
 City: State: Zip Code:
 Email:

Ownership:

Counties Served:

Important changes during the year
--

No	For those companies not subject to the affiliated interest rules, has there been a change in ownership or direct control during the year?
	If yes, please provide specific details in the box below.
	None

No	Has the company been notified by any other regulatory authorities during the year, that they are out of compliance?
	If yes, please provide specific details in the box below.
	None

Utility Plant in Service (Water)							
Account No.	Description	Beginning Year Original Cost	Current Year Additions	Current Year Retirements	Adjusted Original Cost	Accumulated Depreciation	OCLD (OC less AD)
301	Organization	\$0	\$0	\$0	\$0	\$0	\$0
302	Franchises	0	\$0	\$0	0	0	0
303	Land and Land Rights	0	\$0	\$0	0	0	0
304	Structures and Improvements	30,749	\$0	\$0	30,749	14,190	16,559
305	Collecting & Improving Reservoirs	0	\$0	\$0	0	0	0
306	Lake, River, Canal Intakes	0	\$0	\$0	0	0	0
307	Wells and Springs	123,902	\$0	\$0	123,902	123,902	0
308	Infiltration Galleries	0	\$0	\$0	0	0	0
309	Supply Mains	0	\$0	\$0	0	0	0
310	Power Generation Equipment	0	\$0	\$0	0	0	0
311	Pumping Equipment	29,535	\$0	\$0	29,535	29,535	0
320	Water Treatment Equipment	0	\$0	\$0	0	0	0
320.1	Water Treatment Plants	26,155	\$0	\$0	26,155	20,015	6,140
320.2	Solution Chemical Feeders	987	\$0	\$0	987	987	0
320.3	Point-of-Use Treatment Devices	0	\$0	\$0	0	0	0
330	Distribution Reservoirs and Standpipes	0	\$0	\$0	0	0	0
330.1	Storage Tanks	104,683	\$0	\$0	104,683	102,932	1,751
330.2	Pressure Tanks	0	\$0	\$0	0	0	0
331	Transmission and Distribution Mains	147,739	\$0	\$0	147,739	140,437	7,302
333	Services	32,789	830	\$0	33,619	29,612	4,007
334	Meters and Meter Installations	25,482	170	\$0	25,652	25,103	549
335	Hydrants	15,608	0	\$0	15,608	3,423	12,185
336	Backflow Prevention Devices	0	0	\$0	0	0	0
339	Other Plant and Misc. Equipment	0	0	\$0	0	0	0
340	Office Furniture and Equipment	1,298	0	\$0	1,298	0	1,298
340.1	Computer & Software	0	0	\$0	0	0	0
341	Transportation Equipment	0	0	\$0	0	0	0
342	Stores Equipment	0	0	\$0	0	0	0
343	Tools, Shop and Garage Equipment	9,954	0	\$0	9,954	2,222	7,732
344	Laboratory Equipment	0	0	\$0	0	0	0
345	Power Operated Equipment	0	6,000	\$0	6,000	200	5,800
346	Communication Equipment	0	0	\$0	0	0	0
347	Miscellaneous Equipment	0	0	\$0	0	0	0
348	Other Tangible Plant	0	0	\$0	0	0	0
	Totals	\$548,881	\$7,000	\$0	\$555,881	\$492,558	\$63,323

Peoples Valley Water Company
Annual Report
Depreciation Expense for the Current Year (Water)
12/31/19

Depreciation Expense for the Current Year (Water)									
Account No.	Description	Beginning Year Original Cost	Current Year Additions	Current Year Retirements	Adjusted Original Cost	Fully Depreciated/Non-depreciable Plant	Depreciable Plant	Depreciation Percentages	Depreciation Expense
301	Organization	\$0	\$0	\$0	\$0	\$0	\$0	0.00%	\$0
302	Franchises	0	0	0	0	0	0	0.00%	0
303	Land and Land Rights	0	0	0	0	0	0	0.00%	0
304	Structures and Improvements	30,749	0	0	30,749	0	30,749	3.33%	1,024
305	Collecting & Improving Reservoirs	0	0	0	0	0	0	0.00%	0
306	Lake, River, Canal Intakes	0	0	0	0	0	0	0.00%	0
307	Wells and Springs	123,902	0	0	123,902	123,902	0	0.00%	0
308	Infiltration Galleries	0	0	0	0	0	0	0.00%	0
309	Supply Mains	0	0	0	0	0	0	0.00%	0
310	Power Generation Equipment	0	0	0	0	0	0	0.00%	0
311	Pumping Equipment	29,535	0	0	29,535	29,535	0	0.00%	0
320	Water Treatment Equipment	0	0	0	0	0	0	0.00%	0
320.1	Water Treatment Plants	26,155	0	0	26,155	0	26,155	3.33%	871
320.2	Solution Chemical Feeders	987	0	0	987	987	0	0.00%	0
320.3	Point-of-Use Treatment Devices	0	0	0	0	0	0	0.00%	0
330	Distribution Reservoirs and Standpipes	0	0	0	0	0	0	0.00%	0
330.1	Storage Tanks	104,683	0	0	104,683	0	104,683	2.22%	2,324
330.2	Pressure Tanks	0	0	0	0	0	0	0.00%	0
331	Transmission and Distribution Mains	147,739	0	0	147,739	0	147,739	2.00%	2,955
333	Services	32,789	830	0	33,619	0	33,619	3.33%	1,106
334	Meters and Meter Installations	25,482	170	0	25,652	24,880	772	8.33%	63
335	Hydrants	15,608	0	0	15,608	0	15,608	2.00%	312
336	Backflow Prevention Devices	0	0	0	0	0	0	0.00%	0
339	Other Plant and Misc. Equipment	0	0	0	0	0	0	0.00%	0
340	Office Furniture and Equipment	1,298	0	0	1,298	1,298	0	0.00%	0
340.1	Computer & Software	0	0	0	0	0	0	0.00%	0
341	Transportation Equipment	0	0	0	0	0	0	0.00%	0
342	Stores Equipment	0	0	0	0	0	0	0.00%	0
343	Tools, Shop and Garage Equipment	9,954	0	0	9,954	0	9,954	5.00%	498
344	Laboratory Equipment	0	0	0	0	0	0	0.00%	0
345	Power Operated Equipment	0	6,000	0	6,000	0	6,000	5.00%	264
346	Communication Equipment	0	0	0	0	0	0	0.00%	0
347	Miscellaneous Equipment	0	0	0	0	0	0	0.00%	0
348	Other Tangible Plant	0	0	0	0	0	0	0.00%	0
	Subtotal	\$548,881	\$7,000	\$0	\$555,881	\$180,602	\$375,279		\$9,416

Contribution(s) in Aid of Construction (Gross)	\$128,172
Less: Non Amortizable Contribution(s)	125,941
Fully Amortized Contribution(s)	0
Amortizable Contribution(s)	\$2,231
Times: Proposed Amortization Rate	2.51%
Amortization of CIAC	\$625

Less: Amortization of CIAC \$625

DEPRECIATION EXPENSE **\$8,791**

Peoples Valley Water Company
Annual Report
Balance Sheet Assets
12/31/19

Balance Sheet Assets				
	Assets		Balance at Beginning of Year (2019)	Balance at End of Year (2019)
Account No.	Current and Accrued Assets			
131	Cash		\$33,295	\$25,516
134	Working Funds		0	0
135	Temporary Cash Investments		0	0
141	Customer Accounts Receivable		13,138	22,764
146	Notes Receivable from Associated Companies		0	0
151	Plant Material and Supplies		1,017	869
162	Prepayments		1,799	790
174	Miscellaneous Current and Accrued Assets		48,071	84,855
	Total Current and Accrued Assets		\$97,320	\$134,794
Account No.	Fixed Assets			
101	Utility Plant in Service*		\$548,881	\$555,881
103	Property Held for Future Use		0	0
105	Construction Work in Progress		0	0
108	Accumulated Depreciation (enter as negative)*		(483,141)	(492,558)
121	Non-Utility Property		0	0
122	Accumulated Depreciation - Non Utility		0	0
	Total Fixed Assets		\$65,740	\$63,323
	Total Assets		\$163,060	\$198,117

*Note these items feed automatically from AR3 UPIS Page 4

Peoples Valley Water Company
Annual Report
Balance Sheet Liabilities and Owners Equity

Balance Sheet Liabilities and Owners Equity				
	Liabilities		Balance at Beginning of Year (2019)	Balance at End of Year (2019)
Account No.	Current Liabilities			
231	Accounts Payable		\$32,820	\$ 21,329.00
232	Notes Payable (Current Portion)		0	2,067
234	Notes Payable to Associated Companies		0	0
235	Customer Deposits		300	200
236	Accrued Taxes		0	0
237	Accrued Interest		0	0
242	Miscellaneous Current and Accrued Liabilities		0	1,103
	Total Current Liabilities		\$33,120	\$24,699
	Long Term Debt			
224	Long Term Debt (Notes and Bonds)		\$0	\$21,126
	Deferred Credits			
251	Unamortized Premium on Debt		\$0	\$0
252	Advances in Aid of Construction		1,502	2,106
255	Accumulated Deferred Investment Tax Credits		0	0
271	Contributions in Aid of Construction		128,172	128,172
272	Less: Amortization of Contributions		(125,316)	(125,941)
281	Accumulated Deferred Income Tax		0	0
	Total Deferred Credits		\$4,358	\$4,337
	Total Liabilites		\$37,478	\$50,162
	Capital Accounts			
201	Common Stock Issued		\$0	\$0
211	Other Paid-In Capital		273,813	273,813
215	Retained Earnings		(148,231)	(125,858)
218	Proprietary Capital (Sole Props and Partnerships)		0	
	Total Capital		\$125,582	\$147,955
	Total Liabilities and Capital		\$163,060	\$198,117

Note: Total liabilities and Capital must match total assets for the beginning and end of the year!

Peoples Valley Water Company
Annual Report
Water Comparative Income Statement
12/31/19

Water Comparative Income Statement			
Account No.	Calendar Year	Current Year 01/01/2019 - 12/31/2019	Last Year 01/01/2018 - 12/31/2018
	Operating Revenue		
461	Metered Water Revenue	\$ 144,825.00	\$114,720
460	Unmetered Water Revenue	855	0
462	Fire Protection Revenue	0	0
469	Guaranteed Revenues (Surcharges)	0	0
471	Miscellaneous Service Revenues	0	485
474	Other Water Revenue	0	0
	Total Revenues	\$145,680	\$115,205
	Operating Expenses		
601	Salaries and Wages	\$0	\$0
604	Employee Pensions and Benefits	0	0
610	Purchased Water	0	0
615	Purchased Power	10,594	10,645
618	Chemicals	5,172	4,976
620	Materials and Supplies	0	0
620.1	Repairs and Maintenance	15,723	23,605
620.2	Office Supplies and Expense	1,074	757
630	Contractual Services	0	0
631	Contractual Services - Engineering	0	0
632	Contractual Services - Accounting	0	0
633	Contractual Services - Legal	0	0
634	Contractual Services - Management Fees	50,400	50,400
635	Contractual Services - Water Testing	9,205	7,636
636	Contractual Services - Other	0	0
640	Rents	11,327	11,486
641	Rental of Building/Real Property	0	0
642	Rental of Equipment	0	0
650	Transportation Expenses	4,619	0
657	Insurance - General Liability	0	0
657.1	Insurance - Health and Life	0	0
665	Regulatory Commission Expense - Rate	0	0
670	Bad Debt Expense	0	0
675	Miscellaneous Expense	133	483
403	Depreciation Expense (From Schedule AR4)	8,791	12,300
408	Taxes Other Than Income	0	0
408.11	Property Taxes	5,166	5,034
409	Income Taxes	0	0
427.1	Customer Security Deposit Interest	0	0
	Total Operating Expenses	\$122,204	\$127,322
	Operating Income / (Loss)	\$23,476	(\$12,117)
	Other Income / (Expense)		
419	Interest and Dividend Income	\$4	\$17
421	Non-Utility Income	0	0
426	Miscellaneous Non-Utility (Expense)	0	0
427	Interest (Expense)	(1,109)	0
	Total Other Income / (Expense)	(\$1,105)	\$17
	Net Income / (Loss)	\$22,371	(\$12,100)

Full time equivalent employees

	Direct Company	Allocated	Outside service	Total
President	0.0	0.0	0.0	0.0
Vice-president	0.0	0.0	0.0	0.0
Manager	0.0	0.0	0.0	0.0
Engineering Staff	0.0	0.0	0.0	0.0
System Operator(s)	0.0	0.0	0.0	0.0
Meter reader	0.0	0.0	0.0	0.0
Customer Service	0.0	0.0	0.0	0.0
Accounting	0.0	0.0	0.0	0.0
Business Office	0.0	0.0	0.0	0.0
Rates Department	0.0	0.0	0.0	0.0
Administrative Staff	0.0	0.0	0.0	0.0
Other	0.0	0.0	0.0	0.0
Total	0.0	0.0	0.0	0.0

Peoples Valley Water Company
 Annual Report
 Supplemental Financial Data (Long-Term Debt)
 12/31/19

Supplemental Financial Data (Long-Term Debt)				
	Loan #1	Loan #2	Loan #3	Loan #4
Date Issued	4/15/2019	1/0/1900	1/0/1900	1/0/1900
Source of Loan	Celestial Water	0	0	0
ACC Decision No.	77076	0	0	0
Reason for Loan	New Well	0	0	0
Dollar Amt. Issued	\$25,000	0	0	0
Amount Outstanding	\$23,194	0	0	0
Date of Maturity	3/31/2029	0	0	0
Interest Rate	5.00%	0	0	0
Current Year Interest	\$1,109	0	0	0
Current Year Principal	\$1,806	0	0	0

Meter Deposit Balance at Test Year End:	\$2,106
---	---------

Meter Deposits Refunded During the Test Year:	\$435
---	-------

List all bonds, notes, loans, and other types of indebtedness in which the proceeds were used in the provision of public utility service. Indebtedness incurred for personal uses by the owner of the utility should not be listed. Input 0 or none if there is nothing to report for that cell.

Well and Water Usage											
Name of the System:		Peoples Valley Water Company									
ADEQ Public Water System Number:		AZ0413078									
ADWR PCC Number:		91-000653									
Well registry 55# (55-XXXXXX):	Pump Horsepower	Pump Yield (gpm)	Casing Depth (feet)	Casing Diameter (inches)	Pump Motor Type **	Year Drilled	Water level 2010	Water level 2019	Meter Size (inches)	How measured:	Active
55-625279	10	65	215	8	Sub	1970	100	100	2	Meter	Yes
55-563104	10	100	225	8	Sub	1996	50	50	2	Meter	Yes
0	0	0	0	0	0	0	0	0	0	0	0
0	0	0	0	0	0	0	0	0	0	0	0
0	0	0	0	0	0	0	0	0	0	0	0
0	0	0	0	0	0	0	0	0	0	0	0
0	0	0	0	0	0	0	0	0	0	0	0
0	0	0	0	0	0	0	0	0	0	0	0
0	0	0	0	0	0	0	0	0	0	0	0
0	0	0	0	0	0	0	0	0	0	0	0
0	0	0	0	0	0	0	0	0	0	0	0
0	0	0	0	0	0	0	0	0	0	0	0
0	0	0	0	0	0	0	0	0	0	0	0
0	0	0	0	0	0	0	0	0	0	0	0
0	0	0	0	0	0	0	0	0	0	0	0
0	0	0	0	0	0	0	0	0	0	0	0
0	0	0	0	0	0	0	0	0	0	0	0
0	0	0	0	0	0	0	0	0	0	0	0
0	0	0	0	0	0	0	0	0	0	0	0
0	0	0	0	0	0	0	0	0	0	0	0
0	0	0	0	0	0	0	0	0	0	0	0

Name of system water delivered to:	N/A
ADWR PCC Number:	#N/A
Source of water delivered to another system	N/A

Name of system water received from:	N/A
ADWR PCC Number:	#N/A
Source of water received	N/A
Well registry 55# (55-XXXXXX):	N/A

Month	Water withdrawn (gallons) ¹	Water sold (gallons) ²	Water delivered (sold) to other systems (gallons) ³	Water received (purchased) from other systems (gallons) ⁴	Estimated authorized use (gallons) ⁵	Purchased Power Expense ⁶	Purchased Power (kWh) ⁷
January	605.80	553.80	0.00	0.00	0.20	\$748	5,175
February	521.30	482.70	0.00	0.00	0.20	697	5,570
March	684.30	636.60	0.00	0.00	0.00	785	5,916
April	911.40	843.90	0.00	0.00	0.00	858	4,304
May	1,126.50	1,069.30	0.00	0.00	0.00	829	4,009
June	1,138.50	1,054.20	0.00	0.00	0.00	1,022	5,390
July	929.50	860.70	0.00	0.00	0.30	991	5,400
August	928.90	859.50	0.00	0.00	0.30	1,226	7,504
September	1,066.80	937.80	0.00	0.00	0.20	955	4,956
October	1,054.20	976.10	0.00	0.00	0.00	895	5,269
November	910.00	919.80	0.00	0.00	0.00	637	6,388
December	930.40	900.40	0.00	0.00	0.00	951	8,536
Totals	10,807.60	10,094.80	0.00	0.00	1.20	\$10,594	68,417

If applicable, in the space below please provide a description for all un-metered water use along with amounts:

0

- 1 Water withdrawn - Total gallons of water withdrawn from pumped sources.
- 2 Water sold - Total gallons from customer meters, and other sales such as construction water.
- 3 Water delivered (sold) to other systems - Total gallons of water delivered to other systems.
- 4 Water received (purchased) from other systems - Total gallons of water purchased/received from other systems.
- 5 Estimated authorized use - Total estimated gallons from authorized metered or unmetered use. Authorized uses such as flushing (mains, services and hydrants) draining/cleaning tanks, process, construction, fire fighting, etc. Non-authorized use (real losses) are service line breaks and leaks, water main breaks, meter inaccuracies and theft.
- 6 Enter the total purchased power costs for the power meters associated with this system.
- 7 Enter the total purchased kWh used by the power meters associated with this system.

Water Utility Plant Description	
Name of the System:	Peoples Valley Water Company
ADEQ Public Water System Number:	AZ0413078
ADWR PCC Number:	91-000653

MAINS		
Sizes (inches)	Material	Length (feet)
4.00	PVC	3,800
6.00	PVC	41,500
8.00	PVC	500
0.00	0	0
0.00	0	0
0.00	0	0
0.00	0	0
0.00	0	0
0.00	0	0
0.00	0	0
0.00	0	0
0.00	0	0
0.00	0	0
0.00	0	0
0.00	0	0

CUSTOMER METERS			
Size (inches)	Quantity	Percent over 1,00,000 gallons	Percent over 10 years old
5/8 X 3/4	172	0%	80%
3/4 X 3/4	13	0%	80%
1 X1	23	0%	80%
1.5 X 1.5	7	0%	90%
2.0 2.0	1	0%	100%
0	0	0%	0%
0	0	0%	0%
0	0	0%	0%
0	0	0%	0%
0	0	0%	0%
0	0	0%	0%
0	0	0%	0%
0	0	0%	0%
0	0	0%	0%
0	0	0%	0%
0	0	0%	0%
0	0	0%	0%
0	0	0%	0%
0	216	0%	0%

SERVICE LINES			
Material	Percent of system	Year installed	
PEP	100%	0	
0	0%	0	
0	0%	0	
0	0%	0	
0	0%	0	

BOOSTER PUMPS		
Horsepower	GPM	Quantity
5	50	2
0	0	0
0	0	0
0	0	0

FIRE HYDRANTS	
Type	Quantity
Standard *	6
Other	0

STORAGE TANKS			
Capacity (gallons)	Material	Quantity	Year installed
80,000	Steel	2	1970
0	0	0	1996
0	0	0	0
0	0	0	0
0	0	0	0
0	0	0	0

PRESSURE/BLADDER TANKS			
Capacity (gallons)	Material	Quantity	Year installed
5,000	Steel	1	1996
0	0	0	0
0	0	0	0
0	0	0	0
0	0	0	0
0	0	0	0

* A standard fire hydrant has two 2.5 inch hose connection nozzles with 7.5 threads per inch, and one 4.5 inch pumper connection nozzle with 4 threads per inch.

Water Utility Plant Description (Continued)
--

For the following three items, list the utility owned assets in each category for each system.

TREATMENT EQUIPMENT:	Chlorine injection at both wells and Yardney Separators with 1.0 & 3.0 micron filters at well #2.
STRUCTURES:	Fencing at both well sites and storage tanks, elevated concrete pad at well #2 and material storage buildings at both well sites #1 & #2.
OTHER:	0

Provide a calculation used to determine the value of one water equivalent residential connection (ERC).

Use one of the following methods:

- (a) If actual flow data are available from the preceding 12 months, divide the total annual single family residence (SFR) gallons sold by the average number of single family residence customers for the same period and divide the result by 365
- (b) If no historical flow data are available, use:
 $ERC = (\text{Total SFR gallons sold (Omit 000)} / 365 \text{ days} / 350 \text{ gallons per day})$

ERC	128
Method used:	(a)

Customer and Other Information	
Name of the System:	Peoples Valley Water Company
ADEQ Public Water System Number:	AZ0413078
ADWR PCC Number:	91-000653

Month	Number of Customers				
	Single-Family	Multi-Family	Commercial	Turf/Irrigation	Other Non-Residential
January	217	0	0	0	0
February	215	0	0	0	0
March	216	0	0	0	0
April	216	0	0	0	0
May	218	0	0	0	0
June	215	0	0	0	0
July	217	0	0	0	0
August	214	0	0	0	0
September	219	0	0	0	0
October	216	0	0	0	0
November	216	0	0	0	0
December	212	0	0	0	0

If the system has fire hydrants, what is the fire flow requirements? GPM for hrs.

Does the system have chlorination treatment?

Does the Company have an ADWR Gallons Per Capita Per Day (GPCPD) requirement?
 If yes, provide the GPCPD amount:

Is the Water Utility located in an ADWR Active Management Area (AMA)?
 If yes, which AMA?

What is the present system connection capacity (in ERCs *) using existing lines?

What is the future system connection capacity (in ERCs *) upon service area buildout?

Describe any plans and estimated completion dates for any enlargements or improvements of this system.

* an ERC is based on the calculation on the bottom of AR9 page 12.

Peoples Valley Water Company
 Annual Report
 Utility Shutoffs / Disconnects
 12/31/19

Utility Shutoffs / Disconnects	
Name of the System:	Peoples Valley Water Company
ADEQ Public Water System Number:	AZ0413078
ADWR PCC Number:	91-000653

Month	Termination without Notice R14-2-410.B	Termination with Notice R14-2-410.C	Other
January	0	0	0
February	0	0	0
March	0	0	0
April	0	1	0
May	0	0	0
June	0	0	0
July	0	1	0
August	0	0	0
September	0	1	0
October	0	0	0
November	0	1	0
December	0	0	0
Total	0	4	0

Other (description):

0

Instructions: Fill out the Grey Cells with the relevent information. Input 0 or none if there is nothing recorded in that account or there is no applicable information to report.

Property Taxes

Amount of actual property taxes paid during Calendar Year 2019 was

\$5,100

If no property taxes paid, explain why.

0

Instructions: Fill out the Grey Cells with the relevant information. Input 0 or none if there is nothing recorded in that account or there is no applicable information to report.

Verification and Sworn Statement (Taxes)

Verification: State of Arizona I, the undersigned of the
(state name)

County of (county name): Maricopa
Name (owner or official) title: Dave Hall, President
Company name: Peoples Valley Water Company

DO SAY THAT THIS ANNUAL UTILITY PROPERTY TAX AND SALES TAX REPORT TO THE ARIZONA CORPORATION COMMISSION.

FOR THE YEAR ENDING: 12/31/19

HAS BEEN PREPARED UNDER MY DIRECTION, FROM THE ORIGINAL BOOKS, PAPERS AND RECORDS OF SAID UTILITY; THAT I HAVE CAREFULLY EXAMINED THE SAME, AND DECLARE THE SAME TO BE A COMPLETE AND CORRECT STATEMENT OF BUSINESS AND AFFAIRS OF SAID UTILITY FOR THE PERIOD COVERED BY THIS REPORT IN RESPECT TO EACH AND EVERY MATTER AND THING SET FORTH, TO THE BEST OF MY KNOWLEDGE, INFORMATION AND BELIEF.

Sworn Statement: I HEREBY ATTEST THAT ALL PROPERTY TAXES FOR SAID COMPANY ARE CURRENT AND PAID IN FULL.

I HEREBY ATTEST THAT ALL SALES TAXES FOR SAID COMPANY ARE CURRENT AND PAID IN FULL.

Dave Hall
signature of owner/official

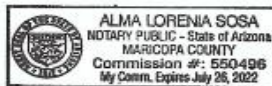
480-998-8888
telephone no.

SUBSCRIBED AND SWORN TO BEFORE ME A NOTARY PUBLIC
IN AND FOR THE COUNTY

THIS 6th DAY OF April 2020
(month) and (year)

MY COMMISSION EXPIRES July 26, 2022
(date)

Alma Lorenia Sosa
(signature of notary public)



**RECEIVED
BY EMAIL**
4/06/2020, 04:06 PM
ARIZONA CORPORATION COMMISSION
UTILITIES DIVISION

Verification and Sworn Statement

Verification:

State of Arizona I, the undersigned of the
(state name)
County of (county name): Maricopa
Name (owner or official) title: Dave Hall, President
Company name: Peebles Valley Water Company

DO SAY THAT THIS ANNUAL UTILITY PROPERTY TAX AND SALES TAX REPORT TO THE ARIZONA CORPORATION COMMISSION.

FOR THE YEAR ENDING: 12/31/19

HAS BEEN PREPARED UNDER MY DIRECTION, FROM THE ORIGINAL BOOKS, PAPERS AND RECORDS OF SAID UTILITY; THAT I HAVE CAREFULLY EXAMINED THE SAME, AND DECLARE THE SAME TO BE A COMPLETE AND CORRECT STATEMENT OF BUSINESS AND AFFAIRS OF SAID UTILITY FOR THE PERIOD COVERED BY THIS REPORT IN RESPECT TO EACH AND EVERY MATTER AND THING SET FORTH, TO THE BEST OF MY KNOWLEDGE, INFORMATION AND BELIEF.

Sworn Statement: IN ACCORDANCE WITH THE REQUIREMENTS OF TITLE 40, ARTICLE 8, SECTION 40-401, ARIZONA REVISED STATUTES, IT IS HEREIN REPORTED THAT THE GROSS OPERATING REVENUE OF SAID UTILITY DERIVED FROM ARIZONA INTRASTATE UTILITY OPERATIONS DURING THE CALENDAR YEAR WAS:

Arizona Intrastate Gross Operating Revenues Only (\$)

\$154,738

(The amount in the box above includes

\$9,058 in sales taxes
billed or collected)

Dave Hall
signature of owner/official

480-998-8888
telephone no.

SUBSCRIBED AND SWORN TO BEFORE ME A NOTARY PUBLIC
IN AND FOR THE COUNTY

Maricopa

(county name)

THIS

6th

DAY OF

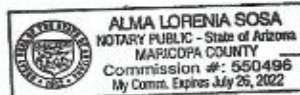
April 2022

(month) and (year)

MY COMMISSION EXPIRES

July 26, 2022

(date)



Alma Lorenia Sosa
(signature of notary public)

RECEIVED
BY EMAIL

4/06/2020, 04:06 PM

ARIZONA CORPORATION COMMISSION
UTILITIES DIVISION

Verification and Sworn Statement (Residential Revenue)

Verification:

State of Arizona I, the undersigned of the
(state name)

County of (county name): Maricopa
Name (owner or official) title: Dave Hall, President
Company name: Peoples Valley Water Company

DO SAY THAT THIS ANNUAL UTILITY PROPERTY TAX AND SALES TAX REPORT TO THE ARIZONA CORPORATION COMMISSION.

FOR THE YEAR ENDING: 12/31/19

HAS BEEN PREPARED UNDER MY DIRECTION, FROM THE ORIGINAL BOOKS, PAPERS AND RECORDS OF SAID UTILITY; THAT I HAVE CAREFULLY EXAMINED THE SAME, AND DECLARE THE SAME TO BE A COMPLETE AND CORRECT STATEMENT OF BUSINESS AND AFFAIRS OF SAID UTILITY FOR THE PERIOD COVERED BY THIS REPORT IN RESPECT TO EACH AND EVERY MATTER AND THING SET FORTH, TO THE BEST OF MY KNOWLEDGE, INFORMATION AND BELIEF.

Sworn Statement: IN ACCORDANCE WITH THE REQUIREMENTS OF TITLE 40, ARTICLE 8, SECTION 40-401, ARIZONA REVISED STATUTES, IT IS HEREIN REPORTED THAT THE GROSS OPERATING REVENUE OF SAID UTILITY DERIVED FROM ARIZONA INTRASTATE UTILITY OPERATIONS RECEIVED FROM RESIDENTIAL CUSTOMERS DURING THE CALENDAR YEAR WAS:

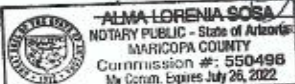
Arizona Intrastate Gross Operating Revenues Only (\$)
\$154,738
(The amount in the box above includes
\$9,058 in sales taxes
billed or collected)

Dave Hall
signature of owner/official
480-998-8888
telephone no.

SUBSCRIBED AND SWORN TO BEFORE ME A NOTARY PUBLIC
IN AND FOR THE COUNTY Maricopa
(county name)

THIS 6th DAY OF April 2020
(month) and (year)

MY COMMISSION EXPIRES July 26, 2022
(date)

Alma Lorenia Sosa
signature of notary public


**RECEIVED
BY EMAIL**
4/06/2020, 04:06 PM
ARIZONA CORPORATION COMMISSION
UTILITIES DIVISION

Peoples Valley Water Company
Annual Report
Not Applicable no CIAC or advances incurred. for Income Tax Statement of Certification
12/31/19

Not Applicable no CIAC or advances incurred. for Income Tax Statement of Certification

Verification:

State of Arizona I, the undersigned of the
(state name)

County of (county name): Maricopa
Name (owner or official) title: Dave Hall, President
Company name: Peoples Valley Water Company

FOR THE YEAR ENDING: 12/31/19

Sworn Statement:

IN ACCORDANCE WITH THE REQUIREMENTS OF DECISION NO. 77084, BECAUSE THE UTILITY REQUIRES THE GROSS UP OF ADVANCES AND CONTRIBUTIONS, I HEREBY STATE THAT THE UTILITY 0 A NET INCREASE IN CURRENT INCOME TAX EXPENSE OR A DECREASE IN DEFERRED TAX ASSET FOR A CARRY FORWARD ACCORDING TO GAAP IN AN AMOUNT EQUAL TO OR GREATER THAN THE AMOUNT OF THE REQUIRED GROSS UP PAID BY DEVELOPERS IN THE PERIOD COVERED BY THIS ANNUAL REPORT.


signature of owner/official

480-998-8888
telephone no.

SUBSCRIBED AND SWORN TO BEFORE ME A NOTARY PUBLIC
IN AND FOR THE COUNTY

Maricopa
(county name)

THIS 6th DAY OF April 2020
(month) and (year)

MY COMMISSION EXPIRES July 26, 2022
(date)


(signature of notary public)



**RECEIVED
BY EMAIL**
4/06/2020, 04:06 PM
ARIZONA CORPORATION COMMISSION
UTILITIES DIVISION