

RECEIVED
UTILITIES DIVISION

2019 APR 11 P 2:44

ARIZONA CORPORATION COMMISSION

ANNUAL REPORT

Of

Company Name: Perkins Mountain Water Company
1240 E. State St., Ste. 115

Mailing Address: Pahrump NV
89048

Docket No.: W-20380A
For the Year Ended: 12/31/18

WATER UTILITY

To

Arizona Corporation Commission

Due on April 15th

Email: rdelafuente@azcc.gov, mail or deliver the completed Annual Report to:
Arizona Corporation Commission
Compliance Section - Utilities Division
1200 West Washington Street
Phoenix, Arizona 85007

Application Type: Original Filing
Application Date: 4/10/2019

4-12-19

ARIZONA CORPORATION COMMISSION
WATER UTILITY ANNUAL REPORT
Perkins Mountain Water Company
A Class ☐ E Utility

1. For the Calendar Year Ended: 12/31/18

2. Address:

4544 Highway 95			
City: Fort Mojave	State: Arizona	Zip Code: 86426	

3. Telephone Number:

928-763-6676

4. Date of Original Organization of Utility:

1/31/2008

5. Person to whom correspondence should be addressed concerning this report:

Name:

Nicole Winans

Telephone No. :

(775) 990-4860, Ext. 1222

Address:

1240 E. State Street Ste. #115		
City: Pahump	State: Nevada	Zip Code: 89048

Email:

Nicole.Winans@greatbasinwaterco.com
--

6. On-Site Manager:

Name:

Steven Taylor

Telephone No. :

(928) 763-6676

Address:

4544 Highway 95		
City: Fort Mojave	State: Arizona	Zip Code: 86426

Email:

Steven.Taylor@bermudawateraz.com
--

7. Ownership:

"C" Corporation

8. Counties Served:

Mohave

Utility Plant in Service (Water)							
Account No.	Description	Beginning Year Original Cost	Current Year Additions	Current Year Retirements	Adjusted Original Cost	Accumulated Depreciation	OCLD (OC less AD)
301	Organization	354,173	-	\$0	\$354,173	70,632	\$283,540
302	Franchises	0	0	0	0	0	0
303	Land and Land Rights	0	0	0	0	0	0
304	Structures and Improvements	0	0	0	0	0	0
305	Collecting & Improving Reservoirs	0	0	0	0	0	0
306	Lake, River, Canal Intakes	0	0	0	0	0	0
307	Wells and Springs	0	0	0	0	0	0
308	Infiltration Galleries	0	0	0	0	0	0
309	Supply Mains	0	0	0	0	0	0
310	Power Generation Equipment	0	0	0	0	0	0
311	Pumping Equipment	0	0	0	0	0	0
320	Water Treatment Equipment	0	0	0	0	0	0
320.1	Water Treatment Plants	0	0	0	0	0	0
320.2	Solution Chemical Feeders	0	0	0	0	0	0
320.3	Point-of-Use Treatment Devices	0	0	0	0	0	0
330	Distribution Reservoirs and Standpipes	0	0	0	0	0	0
330.1	Storage Tanks	0	0	0	0	0	0
330.2	Pressure Tanks	0	0	0	0	0	0
331	Transmission and Distribution Mains	0	0	0	0	0	0
333	Services	0	0	0	0	0	0
334	Meters and Meter Installations	0	0	0	0	0	0
335	Hydrants	0	0	0	0	0	0
336	Backflow Prevention Devices	0	0	0	0	0	0
339	Other Plant and Misc. Equipment	0	0	0	0	0	0
340	Office Furniture and Equipment	0	0	0	0	0	0
340.1	Computer & Software	0	0	0	0	0	0
341	Transportation Equipment	0	0	0	0	0	0
342	Stores Equipment	0	0	0	0	0	0
343	Tools, Shop and Garage Equipment	0	0	0	0	0	0
344	Laboratory Equipment	0	0	0	0	0	0
345	Power Operated Equipment	0	0	0	0	0	0
346	Communication Equipment	0	0	0	0	0	0
347	Miscellaneous Equipment	0	0	0	0	0	0
348	Other Tangible Plant	0	0	0	0	0	0
	Totals	\$354,173	\$0	\$0	\$354,173	\$70,632	\$283,540

Instructions: Fill out the Grey Cells with the relevent information. Input 0 or none if there is nothing recorded in that account or there is no applicable information to report.

Perkins Mountain Water Company
Annual Report
Depreciation Expense for the Current Year (Water)
12/31/18

Depreciation Expense for the Current Year (Water)								
Account No.	Description	Beginning Year Original Cost	Current Year Additions	Current Year Retirements	Adjusted Original Cost	Fully Depreciated/Non- depreciable Plant	Depreciation Percentages	Depreciation Expense
301	Organization	\$354,173	\$0	\$0	\$354,173	\$0	2.00%	\$7,083
302	Franchises	0	0	0	0	0	2.00%	0
303	Land and Land Rights	0	0	0	0	0	0.00%	0
304	Structures and Improvements	0	0	0	0	0	3.33%	0
305	Collecting & Improving Reservoirs	0	0	0	0	0	2.50%	0
306	Lake, River, Canal Intakes	0	0	0	0	0	0.00%	0
307	Wells and Springs	0	0	0	0	0	3.33%	0
308	Infiltration Galleries	0	0	0	0	0	0.00%	0
309	Supply Mains	0	0	0	0	0	2.00%	0
310	Power Generation Equipment	0	0	0	0	0	0.00%	0
311	Pumping Equipment	0	0	0	0	0	12.50%	0
320	Water Treatment Equipment	0	0	0	0	0	3.33%	0
320.1	Water Treatment Plants	0	0	0	0	0	0.00%	0
320.2	Solution Chemical Feeders	0	0	0	0	0	0.00%	0
320.3	Point-of-Use Treatment Devices	0	0	0	0	0	0.00%	0
330	Distribution Reservoirs and Standpipes	0	0	0	0	0	2.22%	0
330.1	Storage Tanks	0	0	0	0	0	0.00%	0
330.2	Pressure Tanks	0	0	0	0	0	0.00%	0
331	Transmission and Distribution Mains	0	0	0	0	0	2.00%	0
333	Services	0	0	0	0	0	3.33%	0
334	Meters and Meter Installations	0	0	0	0	0	8.33%	0
335	Hydrants	0	0	0	0	0	2.00%	0
336	Backflow Prevention Devices	0	0	0	0	0	6.67%	0
339	Other Plant and Misc. Equipment	0	0	0	0	0	0.00%	0
340	Office Furniture and Equipment	0	0	0	0	0	6.67%	0
340.1	Computer & Software	0	0	0	0	0	6.67%	0
341	Transportation Equipment	0	0	0	0	0	20.00%	0
342	Stores Equipment	0	0	0	0	0	0.00%	0
343	Tools, Shop and Garage Equipment	0	0	0	0	0	5.00%	0
344	Laboratory Equipment	0	0	0	0	0	10.00%	0
345	Power Operated Equipment	0	0	0	0	0	5.00%	0
346	Communication Equipment	0	0	0	0	0	10.00%	0
347	Miscellaneous Equipment	0	0	0	0	0	10.00%	0
348	Other Tangible Plant	0	0	0	0	0	0.00%	0
	Subtotal	\$354,173	\$0	\$0	\$354,173	\$0		\$7,083

Contribution(s) in Aid of Construction (Gross)

\$0

Less: Non Amortizable Contribution(s)

0

Fully Amortized Contribution(s)

0

Amortizable Contribution(s)

\$0

Times: Proposed Amortization Rate

2.00%

Amortization of CIAC

\$0

Less: Amortization of CIAC

DEPRECIATION EXPENSE

Instructions: Fill out the Grey Cells with the relevent information. Input 0 or none if there is nothing recorded in that account or there is no applicable information to report.

Perkins Mountain Water Company
Annual Report
Balance Sheet Assets
12/31/18

Balance Sheet Assets				
	Assets		Balance at Beginning of Year (2018)	Balance at End of Year (2018)
Account No.	Current and Accrued Assets			
131	Cash		-	-
134	Working Funds		0	0
135	Temporary Cash Investments		0	0
141	Customer Accounts Receivable		0	0
146	Notes Receivable from Associated Companies		(350,477)	(352,628)
151	Plant Material and Supplies		0	0
162	Prepayments		0	0
174	Miscellaneous Current and Accrued Assets		43,698	44,173
	Total Current and Accrued Assets		(\$306,779)	(\$308,454)
Account No.	Fixed Assets			
101	Utility Plant in Service*		\$354,173	\$354,173
103	Property Held for Future Use		0	0
105	Construction Work in Progress		0	0
108	Accumulated Depreciation (enter as negative)*		(63,549)	(70,632)
121	Non-Utility Property		0	0
122	Accumulated Depreciation - Non Utility		0	0
	Total Fixed Assets		\$290,624	\$283,540
	Total Assets		(\$16,155)	(\$24,914)

Instructions: Fill out the Grey Cells with the relevant information. Input 0 or none if there is nothing recorded in that account or there is no applicable information to report.

*Note these items feed automatically from AR3 UPIS Page 3

Perkins Mountain Water Company
Annual Report
Balance Sheet Liabilities and Owners Equity

Balance Sheet Liabilities and Owners Equity				
	Liabilities		Balance at Beginning of Year (2018)	Balance at End of Year (2018)
Account No.	Current Liabilities			
231	Accounts Payable		-	-
232	Notes Payable (Current Portion)		0	0
234	Notes Payable to Associated Companies		0	0
235	Customer Deposits		0	0
236	Accrued Taxes		0	0
237	Accrued Interest		0	0
242	Miscellaneous Current and Accrued Liabilities		0	0
	Total Current Liabilities		\$0	\$0
	Long Term Debt			
224	Long Term Debt (Notes and Bonds)		\$0	\$0
	Deferred Credits			
251	Unamortized Premium on Debt		\$0	\$0
252	Advances in Aid of Construction		0	0
255	Accumulated Deferred Investment Tax Credits		0	0
271	Contributions in Aid of Construction		0	0
272	Less: Amortization of Contributions		0	0
281	Accumulated Deferred Income Tax		39,452	37,394
	Total Deferred Credits		\$39,452	\$37,394
	Total Liabilities		\$39,452	\$37,394
	Capital Accounts			
201	Common Stock Issued		1	1
211	Other Paid-In Capital		0	0
215	Retained Earnings		(55,608)	(62,309)
218	Proprietary Capital (Sole Props and Partnerships)		0	0
	Total Capital		(\$55,607)	(\$62,308)
	Total Liabilities and Capital		(\$16,155)	(\$24,914)

Instructions: Fill out the Grey Cells with the relevant information. Input 0 or none if there is nothing recorded in that account or there is no applicable information to report.

Note: Total liabilities and Capital must match total assets for the beginning and end of the year!

Perkins Mountain Water Company
Annual Report
Water Comparative Income Statement
12/31/18

Water Comparative Income Statement			
Account No.	Calendar Year	Current Year 01/01/2018 - 12/31/2018	Last Year 01/01/2017 - 12/31/2017
	Operating Revenue		
461	Metered Water Revenue	-	-
460	Unmetered Water Revenue	0	0
462	Fire Protection Revenue	0	0
469	Guaranteed Revenues (Surcharges)	0	0
471	Miscellaneous Service Revenues	0	0
474	Other Water Revenue	0	0
	Total Revenues	\$0	\$0
	Operating Expenses		
601	Salaries and Wages	-	-
604	Employee Pensions and Benefits	-	-
610	Purchased Water	-	-
615	Purchased Power	-	-
618	Chemicals	-	-
620	Materials and Supplies	-	-
620.1	Repairs and Maintenance	-	-
620.2	Office Supplies and Expense	-	-
630	Contractual Services	-	-
631	Contractual Services - Engineering	-	-
632	Contractual Services - Accounting	-	-
633	Contractual Services - Legal	-	-
634	Contractual Services - Management Fees	-	-
635	Contractual Services - Water Testing	-	-
636	Contractual Services - Other	897	192
640	Rents	-	-
641	Rental of Building/Real Property	-	-
642	Rental of Equipment	-	-
650	Transportation Expenses	-	-
657	Insurance - General Liability	-	-
657.1	Insurance - Health and Life	-	-
665	Regulatory Commission Expense - Rate	-	-
670	Bad Debt Expense	-	-
675	Miscellaneous Expense	33	8
403	Depreciation Expense (From Schedule AR4)	7,083	7,083
408	Taxes Other Than Income	695	695
407	Amortization	-	-
408.11	Property Taxes	-	-
409	Income Taxes	(2,008)	(15,335)
427.1	Customer Security Deposit Interest	-	-
	Total Operating Expenses	\$6,701	(\$7,356)
	Operating Income / (Loss)	(\$6,701)	\$7,356
	Other Income / (Expense)		
419	Interest and Dividend Income	-	-
421	Non-Utility Income	0	0
426	Miscellaneous Non-Utility (Expense)	0	0
427	Interest (Expense)	0	0
	Total Other Income / (Expense)	\$0	\$0
	Net Income / (Loss)	(\$6,701)	\$7,356

Instructions: Fill out the Grey Cells with the relevant information. Input 0 or none if there is nothing recorded in that account or there is no applicable information to report.

Full time equivalent employees

	Direct Company	Outside service	Total
President	0.0	0.0	0.0
Vice-president	0.0	0.0	0.0
Manager	0.0	0.0	0.0
Engineering Staff	0.0	0.0	0.0
System Operator(s)	0.0	0.0	0.0
Meter reader	0.0	0.0	0.0
Customer Service	0.0	0.0	0.0
Accounting	0.0	0.0	0.0
Business Office	0.0	0.0	0.0
Rates Department	0.0	0.0	0.0
Administrative Staff	0.0	0.0	0.0
Other	0.0	0.0	0.0
Total	0.0	0.0	0.0

Instructions: Fill out the Grey Cells with the relevant information. Input 0 or none if there is nothing recorded in that account or there is no applicable information to report. A full-time employee is based on 2080 total hours per year. Please calculate partial employees using 2080 hours.

Perkins Mountain Water Company
Annual Report
Supplemental Financial Data (Long-Term Debt)
12/31/18

Supplemental Financial Data (Long-Term Debt)				
	Loan #1	Loan #2	Loan #3	Loan #4
Date Issued	None	None	None	None
Source of Loan	None	None	None	None
ACC Decision No.	None	None	None	None
Reason For Loan	None	None	None	None
Dollar Amt. Issued	None	None	None	None
Amount Outstanding	None	None	None	None
Date of Maturity	None	None	None	None
Interest Rate	None	None	None	None
Current Year Interest	None	None	None	None
Current Year Principal	None	None	None	None

Meter Deposit Balance at Test Year End:	-
---	---

Meter Deposits Refunded During the Test Year:	-
---	---

List all bonds, notes, loan, and other types of indebtedness in which the proceeds were used in the provision of public utility service. Indebtedness incurred for personal uses by the owner of the utility should not be listed. Input 0 or none if there is nothing to report for that cell.

Perkins Mountain Water Company
Annual Report
Well and Water Usage
12/31/18

[illegible]

Name of system water delivered to:	N/A	
ADWR PCC Number:	N/A	
Source of water delivered to another system	N/A	
Name of system water received from:	N/A	
ADWR PCC Number:	None	
Source of water received	N/A	
Well registry 55# (55-XXXXXX):	N/A	

Month	Water withdrawn (acre ft) 1	Water sold (acre ft) 2	Water delivered (sold) to other systems (acre ft) 3	Water received (purchased) from other systems (acre ft) 4	Estimated authorized use (acre ft) 5	Purchased Power Expense 6	Purchased Power (kWh) 7
January	None	None	None	None	None	None	None
February	None	None	None	None	None	None	None
March	None	None	None	None	None	None	None
April	None	None	None	None	None	None	None
May	None	None	None	None	None	None	None
June	None	None	None	None	None	None	None
July	None	None	None	None	None	None	None
August	None	None	None	None	None	None	None
September	None	None	None	None	None	None	None
October	None	None	None	None	None	None	None
November	None	None	None	None	None	None	None
December	None	None	None	None	None	None	None
Totals	0	0	0	0	0	\$0	0

If applicable, in the space below please provide a description for all un-metered water use along with amounts:

None

[Instructions: Fill out the Grey Cells with the relevant information. Input 0 or none if there is nothing recorded in that account or there is no applicable information to report.]

- 1 Water withdrawn - Total acre feet of water withdrawn from pumped sources.
2 Water sold - Total acre feet from customer meters, and other sales such as construction water.
3 Water delivered (sold) to other systems - Total acre feet of water delivered to other systems.
4 Water received (purchased) from other systems - Total acre feet of water purchased/received from other systems.
5 Estimated authorized use - Total estimated acre feet from authorized metered or unmetered use. Authorized uses such as flushing (mains, services and hydrants) draining/cleaning tanks, process, construction, fire fighting, etc. Non-authorized use (real losses) are service line breaks and leaks, water main breaks, meter inaccuracies and theft.
6 Enter the total purchased power costs for the power meters associated with this system.
7 Enter the total purchased kWh used by the power meters associated with this system.

Water Utility Plant Description

Name of the System:	Perkins Mountain Water Company	
ADEQ Public Water System Number:	NA	
ADWR PCC Number:	NA	

[illegible][illegible]

SERVICE LINES		
Material	Percent of system	
None	0%	
None	0%	
None	0%	
None	0%	
None	0%	

BOOSTER PUMPS			
Horsepower	GPM		Quantity
None		None	None
None		None	None
None		None	None
None		None	None

FIRE HYDRANTS	
Type	Quantity
Standard *	None
Other	None

[illegible][illegible]

Instructions: Fill out the Grey Cells with the relevant information. Input 0 or none if there is nothing recorded in that account or there is no applicable information to report. Copy and paste this sheet as many times as is necessary.

* A standard fire hydrant has two 2.5 inch hose connection nozzles with 7.5 threads per inch, and one 4.5 inch pumper connection nozzle with 4 threads per inch.

Water Utility Plant Description (Continued)

For the following three items, list the utility owned assets in each category for each system.

TREATMENT EQUIPMENT:	None
-------------------------	------

STRUCTURES:	None
-------------	------

OTHER:	None
--------	------

Instructions: Fill out the Grey Cells with the relevant information. Input 0 or none if there is nothing recorded in that account or there is no applicable information to report. Copy and paste this sheet as many times as is necessary.

Perkins Mountain Water Company
Annual Report
Customer and Other Information
12/31/18

Customer and Other Information	
Name of the System:	Perkins Mountain Water Company
ADEQ Public Water System Number:	NA
ADWR PCC Number:	NA

Month	Number of Customers				
	Single-Family	Multi-Family	Commercial	Turf/Irrigation	Other Non-Residential
January	0	0	0	0	0
February	0	0	0	0	0
March	0	0	0	0	0
April	0	0	0	0	0
May	0	0	0	0	0
June	0	0	0	0	0
July	0	0	0	0	0
August	0	0	0	0	0
September	0	0	0	0	0
October	0	0	0	0	0
November	0	0	0	0	0
December	0	0	0	0	0

If the system has fire hydrants, what is the fire flow requirements? GPM for hrs.

Does the system have chlorination treatment?

Does the Company have an ADWR Gallons Per Capita Per Day (GPCPD) requirement?

If yes, provide the GPCPD amount:

Is the Water Utility located in an ADWR Active Management Area (AMA)?

If yes, which AMA?

Instructions: Fill out the Grey Cells with the relevant information. Input 0 or none if there is nothing recorded in that account or there is no applicable information to report. Copy and paste this sheet as many times as is necessary.

Property Taxes	
Amount of actual property taxes paid during Calendar Year 2018 was	-

If no property taxes paid, explain why.
None

Instructions: Fill out Grey Cells with relevant information. Input 0 or none if there is nothing recorded in that account or there is no applicable information to report.

Verification and Sworn Statement (Taxes)

Verification: State of Arizona I, the undersigned of the
(state name)

County of (county name): Mohave
Name (owner or official) title: Wendy Barnett, President
Company name: Perkins Mountain Water Company

DO SAY THAT THIS ANNUAL UTILITY PROPERTY TAX AND SALES TAX REPORT TO THE ARIZONA CORPORATION COMMISSION.

FOR THE YEAR ENDING: 12/31/18

HAS BEEN PREPARED UNDER MY DIRECTION, FROM THE ORIGINAL BOOK, PAPERS AND RECORDS OF SAID UTILITY; THAT I HAVE CAREFULLY EXAMINED THE SAME, AND DECLARE THE SAME TO BE A COMPLETE AND CORRECT STATEMENT OF BUSINESS AND AFFAIRS OF SAID UTILITY FOR THE PERIOD COVERED BY THIS REPORT IN RESPECT TO EACH AND EVERY MATTER AND THING SET FORTH, TO THE BEST OF MY KNOWLEDGE, INFORMATION AND BELIEF.

Sworn Statement: I HEREBY ATTEST THAT ALL PROPERTY TAXES FOR SAID COMPANY ARE CURRENT AND PAID IN FULL.

I HEREBY ATTEST THAT ALL SALES TAXES FOR SAID COMPANY ARE CURRENT AND PAID IN FULL.

Wendy Barnett

signature of owner/ official

(775)-990-4830

telephone no.

SUBSCRIBED AND SWORN TO BEFORE ME A NOTARY PUBLIC
IN AND FOR THE COUNTY

THIS

10th

DAY OF

NYE

(county name)


APRIL 2019

(month) and (year)

MY COMMISSION EXPIRES

SEPT. 18, 2021

(date)



Judith E. Gillmore

(signature of notary public)

RECEIVED
UTILITIES DIVISION
2019 APR 11 P 2:45
ARIZONA CORPORATION COMMISSION

Verification and Sworn Statement

Verification:

State of Arizona I, the undersigned of the
(state name)

County of (county name): Mohave
Name (owner or official) title: Wendy Barnett, President
Company name: Perkins Mountain Water Company

DO SAY THAT THIS ANNUAL UTILITY PROPERTY TAX AND SALES TAX REPORT TO THE ARIZONA CORPORATION COMMISSION.

FOR THE YEAR ENDING: 12/31/18

HAS BEEN PREPARED UNDER MY DIRECTION, FROM THE ORIGINAL BOOKS, PAPERS AND RECORDS OF SAID UTILITY; THAT I HAVE CAREFULLY EXAMINED THE SAME, AND DECLARE THE SAME TO BE A COMPLETE AND CORRECT STATEMENT OF BUSINESS AND AFFAIRS OF SAID UTILITY FOR THE PERIOD COVERED BY THIS REPORT IN RESPECT TO EACH AND EVERY MATTER AND THING SET FORTH, TO THE BEST OF MY KNOWLEDGE, INFORMATION AND BELIEF.

Sworn Statement: IN ACCORDANCE WITH THE REQUIREMENTS OF TITLE 40, ARTICLE 8, SECTION 40-401, ARIZONA REVISED STATUTES, IT IS HEREIN REPORTED THAT THE GROSS OPERATING REVENUE OF SAID UTILITY DERIVED FROM ARIZONA INTRASTATE UTILITY OPERATIONS DURING THE CALENDAR YEAR WAS:

Arizona Intrastate Gross Operating Revenues Only (\$)

-

(The amount in the box above includes

- in sales taxes
(billed or collected)

W. Barnett

signature of owner/official

(775)-990-4830

telephone no.

SUBSCRIBED AND SWORN TO BEFORE ME A NOTARY PUBLIC
IN AND FOR THE COUNTY

THIS

10th

DAY OF


APRIL 2019

(month) and (year)

MY COMMISSION EXPIRES

SEPT. 18, 2021

(date)



Judith E. Gillmore
(signature of notary public)

Verification and Sworn Statement (Residential Revenue)

Verification:

State of Arizona, the undersigned of the
(state name)

County of (county name): Mohave
Name (owner or official) title: Wendy Barnett, President
Company name: Perkins Mountain Water Company

DO SAY THAT THIS ANNUAL UTILITY PROPERTY TAX AND SALES TAX REPORT TO THE ARIZONA CORPORATION COMMISSION.

FOR THE YEAR ENDING: 12/31/18

HAS BEEN PREPARED UNDER MY DIRECTION, FROM THE ORIGINAL BOOKS, PAPERS AND RECORDS OF SAID UTILITY; THAT I HAVE CAREFULLY EXAMINED THE SAME, AND DECLARE THE SAME TO BE A COMPLETE AND CORRECT STATEMENT OF BUSINESS AND AFFAIRS OF SAID UTILITY FOR THE PERIOD COVERED BY THIS REPORT IN RESPECT TO EACH AND EVERY MATTER AND THING SET FORTH, TO THE BEST OF MY KNOWLEDGE, INFORMATION AND BELIEF

Sworn Statement: IN ACCORDANCE WITH THE REQUIREMENTS OF TITLE 40, ARTICLE 8, SECTION 40-401, ARIZONA REVISED STATUTES, IT IS HEREIN REPORTED THAT THE GROSS OPERATING REVENUE OF SAID UTILITY DERIVED FROM ARIZONA INTRASTATE UTILITY OPERATIONS RECEIVED FROM RESIDENTIAL CUSTOMERS DURING THE CALENDAR YEAR WAS:

Arizona Intrastate Gross Operating Revenues Only (\$)

-

(The amount in the box above includes

- in sales taxes
billed or collected)

Wendy Barnett
signature of owner/official

(775)-990-4830
telephone no.

SUBSCRIBED AND SWORN TO BEFORE ME A NOTARY PUBLIC
IN AND FOR THE COUNTY

NYE
(county name)


THIS

10th

DAY OF

APRIL 2019
(month) and (year)

SEPT. 18, 2021
(date)



Judith E. Gillmore
(signature of notary public)