

ANNUAL REPORT

Of

Company Name: **Picacho Water Company**
9532 E. Riggs Rd.

Mailing Address: **Sun Lakes** **AZ**
85248

Docket No.: **W-03528A**
For the Year Ended: **12/31/18**

RECEIVED
MAY 14 2019
ARIZONA CORP COMMISSION
UTILITIES DIVISION - DIRECTOR'S OFFICE

WATER UTILITY

To

Arizona Corporation Commission

Due on April 15th

Email: rdelafuente@azcc.gov, mail or deliver the completed Annual Report to:

Arizona Corporation Commission
Compliance Section - Utilities Division
1200 West Washington Street
Phoenix, Arizona 85007

Application Type: **Original Filing**
Application Date: **4/24/2019**

5-16-19

ARIZONA CORPORATION COMMISSION
WATER UTILITY ANNUAL REPORT
Picacho Water Company
A Class ☒ Utility

1. For the Calendar Year Ended: 12/31/18

2. Address:

9532 E Riggs Road			
City:	Sun Lakes	State:	arizona
		Zip Code:	85248

3. Telephone Number:

480-895-9200

4. Date of Original Organization of Utility:

1998

5. Person to whom correspondence should be addressed concerning this report:

Name:

Steve Soriano

Telephone No. :

480-895-9200

Address:

9532 E Riggs Road			
City:	Sun Lakes	State:	Arizona
		Zip Code:	85248

Email:

Steve.Soriano@Robson.com

6. On-Site Manager:

Name:

Dave Voorhees

Telephone No. :

480-895-5009

Address:

24607 S Price Road			
City:	Sun Lakes	State:	Arizona
		Zip Code:	85248

Email:

Dave.Voorhees@Robson.com

7. Ownership:

"S" Corporation

8. Counties Served:

Pinal

Utility Plant in Service (Water)							
Account No.	Description	Beginning Year Original Cost	Current Year Additions	Current Year Retirements	Adjusted Original Cost	Accumulated Depreciation	OCLD (OC less AD)
301	Organization	\$0	\$0	\$0	\$0	\$0	\$0
302	Franchises	183,896	0	0	183,896	0	183,896
303	Land and Land Rights	0	0	0	0	0	0
304	Structures and Improvements	36,549	0	0	36,549	5,210	31,339
305	Collecting & Improving Reservoirs	0	0	0	0	0	0
306	Lake, River, Canal Intakes	0	0	0	0	0	0
307	Wells and Springs	2,130,845	0	30,000	2,100,845	765,566	1,335,279
308	Infiltration Galleries	0	0	0	0	0	0
309	Supply Mains	0	0	0	0	0	0
310	Power Generation Equipment	0	5,313	0	5,313	48	5,265
311	Pumping Equipment	1,075,518	50,560	12,187	1,113,891	354,212	759,679
320	Water Treatment Equipment	0	0	0	0	0	0
320.1	Water Treatment Plants	0	0	0	0	0	0
320.2	Solution Chemical Feeders	29,002	6,763	2,226	33,539	(1,542)	35,081
320.3	Point-of-Use Treatment Devices	0	0	0	0	0	0
330	Distribution Reservoirs and Standpipes	0	0	0	0	0	0
330.1	Storage Tanks	889,323	0	6,000	883,323	335,225	548,098
330.2	Pressure Tanks	6,291	2,628	2,007	6,912	(1,335)	8,247
331	Transmission and Distribution Mains	4,041,462	922,162	106,908	4,856,716	1,058,795	3,797,921
333	Services	658,905	85,000	0	743,905	157,049	586,856
334	Meters and Meter Installations	375,286	36,826	0	412,112	75,785	336,327
335	Hydrants	526,465	67,466	0	593,931	146,344	447,587
336	Backflow Prevention Devices	0	0	0	0	0	0
339	Other Plant and Misc. Equipment	0	0	0	0	0	0
340	Office Furniture and Equipment	13,996	187	0	14,183	4,488	9,695
340.1	Computer & Software	0	0	0	0	0	0
341	Transportation Equipment	26,718	0	0	26,718	10,075	16,643
342	Stores Equipment	0	0	0	0	0	0
343	Tools, Shop and Garage Equipment	0	0	0	0	0	0
344	Laboratory Equipment	0	0	0	0	0	0
345	Power Operated Equipment	0	0	0	0	0	0
346	Communication Equipment	184,325	4,607	0	188,932	68,236	120,696
347	Miscellaneous Equipment	29,213	1,101	0	30,314	4,823	25,491
348	Other Tangible Plant	0	0	0	0	0	0
	Totals	\$10,207,794	\$1,182,613	\$159,328	\$11,231,079	\$2,982,979	\$8,248,100

Instructions: Fill out the Grey Cells with the relevant information. Input 0 or none if there is nothing recorded in that account or there is no applicable information to report.

Picacho Water Company
Annual Report
Depreciation Expense for the Current Year (Water)
12/31/18

Depreciation Expense for the Current Year (Water)								
Account No.	Description	Beginning Year Original Cost	Current Year Additions	Current Year Retirements	Adjusted Original Cost	Fully Depreciated/Non- depreciable Plant	Depreciation Percentages	Depreciation Expense
301	Organization	\$0	\$0	\$0	\$0	\$0	0.00%	\$0
302	Franchises	183,896	0	0	183,896	183,896	0.00%	0
303	Land and Land Rights	0	0	0	0	0	0.00%	0
304	Structures and Improvements	36,549	0	0	36,549	0	3.00%	1,096
305	Collecting & Improving Reservoirs	0	0	0	0	0	0.00%	0
306	Lake, River, Canal Intakes	0	0	0	0	0	0.00%	0
307	Wells and Springs	2,130,845	0	30,000	2,100,845	0	3.01%	63,324
308	Infiltration Galleries	0	0	0	0	0	0.00%	0
309	Supply Mains	0	0	0	0	0	0.00%	0
310	Power Generation Equipment	0	5,313	0	5,313	0	0.90%	48
311	Pumping Equipment	1,075,518	50,560	12,187	1,113,891	0	2.98%	33,206
320	Water Treatment Equipment	0	0	0	0	0	0.00%	0
320.1	Water Treatment Plants	0	0	0	0	0	0.00%	0
320.2	Solution Chemical Feeders	29,002	6,763	2,226	33,539	0	2.87%	960
320.3	Point-of-Use Treatment Devices	0	0	0	0	0	0.00%	0
330	Distribution Reservoirs and Standpipes	0	0	0	0	0	0.00%	0
330.1	Storage Tanks	889,323	0	6,000	883,323	0	3.02%	26,640
330.2	Pressure Tanks	6,291	2,628	2,007	6,912	0	2.81%	194
331	Transmission and Distribution Mains	4,041,462	922,162	106,908	4,856,716	0	2.60%	126,436
333	Services	658,905	85,000	0	743,905	0	2.82%	20,997
334	Meters and Meter Installations	375,286	36,826	0	412,112	0	2.86%	11,801
335	Hydrants	526,465	67,466	0	593,931	0	2.83%	16,829
336	Backflow Prevention Devices	0	0	0	0	0	0.00%	0
339	Other Plant and Misc. Equipment	0	0	0	0	0	0.00%	0
340	Office Furniture and Equipment	13,996	187	0	14,183	0	3.00%	425
340.1	Computer & Software	0	0	0	0	0	0.00%	0
341	Transportation Equipment	26,718	0	0	26,718	0	3.00%	802
342	Stores Equipment	0	0	0	0	0	0.00%	0
343	Tools, Shop and Garage Equipment	0	0	0	0	0	0.00%	0
344	Laboratory Equipment	0	0	0	0	0	0.00%	0
345	Power Operated Equipment	0	0	0	0	0	0.00%	0
346	Communication Equipment	184,325	4,607	0	188,932	0	2.96%	5,599
347	Miscellaneous Equipment	29,213	1,101	0	30,314	0	2.94%	890
348	Other Tangible Plant	0	0	0	0	0	0.00%	0
	Subtotal	\$10,207,794	\$1,182,613	\$159,328	\$11,231,079	\$183,896		\$309,247

Contribution(s) in Aid of Construction (Gross)	\$0
Less: Non Amortizable Contribution(s)	0
Fully Amortized Contribution(s)	0
Amortizable Contribution(s)	\$0
Times: Proposed Amortization Rate	2.80%
Amortization of CIAC	\$0

Less: Amortization of CIAC

DEPRECIATION EXPENSE

Instructions: Fill out the Grey Cells with the relevant information. Input 0 or none if there is nothing recorded in that account or there is no applicable information to report.

Picacho Water Company
Annual Report
Balance Sheet Assets
12/31/18

Balance Sheet Assets				
	Assets		Balance at Beginning of Year (2018)	Balance at End of Year (2018)
Account No.	Current and Accrued Assets			
131	Cash		\$87,597	\$72,330
134	Working Funds		0	0
135	Temporary Cash Investments		0	0
141	Customer Accounts Receivable		54,045	50,110
142	Other Receivables		0	0
145	Accounts Receivable - Related Party		8,305	3,404
146	Notes Receivable from Associated Companies		519,964	42,426
151	Plant Material and Supplies		0	0
162	Prepayments		2,927	3,515
174	Miscellaneous Current and Accrued Assets		0	0
	Total Current and Accrued Assets		\$672,838	\$171,785
Account No.	Fixed Assets			
101	Utility Plant in Service*		\$10,207,794	\$11,231,079
103	Property Held for Future Use		0	0
105	Construction Work in Progress		0	53,634
108	Accumulated Depreciation (enter as negative)*		(2,833,061)	(2,982,979)
121	Non-Utility Property		0	0
122	Accumulated Depreciation - Non Utility		0	0
	Total Fixed Assets		\$7,374,733	\$8,301,734
	Total Assets		\$8,047,571	\$8,473,519

Instructions: Fill out the Grey Cells with the relevant information. Input 0 or none if there is nothing recorded in that account or there is no applicable information to report.

*Note these items feed automatically from AR3 UPIS Page 3

Picacho Water Company
Annual Report
Balance Sheet Liabilities and Owners Equity

Balance Sheet Liabilities and Owners Equity				
	Liabilities		Balance at Beginning of Year (2018)	Balance at End of Year (2018)
Account No.	Current Liabilities			
231	Accounts Payable		\$25,372	\$86,957
232	Notes Payable (Current Portion)		0	0
233	Accounts Payable - Related Party		0	38,149
234	Notes Payable to Associated Companies		0	0
235	Customer Deposits		0	0
236	Accrued Taxes		31,965	29,048
237	Accrued Interest		0	0
242	Miscellaneous Current and Accrued Liabilities		2,806	4,063
	Total Current Liabilities		\$60,143	\$158,217
	Long Term Debt			
224	Long Term Debt (Notes and Bonds)		\$0	\$0
	Deferred Credits			
251	Unamortized Premium on Debt		\$0	\$0
252	Advances in Aid of Construction		\$0	\$0
255	Accumulated Deferred Investment Tax Credits		\$0	\$0
271	Contributions in Aid of Construction		\$0	\$0
272	Less: Amortization of Contributions		\$0	\$0
281	Accumulated Deferred Income Tax		\$0	\$0
	Total Deferred Credits		\$0	\$0
	Total Liabilities		\$60,143	\$158,217
	Capital Accounts			
201	Common Stock Issued		\$1,475,000	\$1,475,000
211	Other Paid-In Capital		6,025,000	6,212,032
215	Retained Earnings		487,428	628,270
218	Proprietary Capital (Sole Props and Partnerships)		0	0
	Total Capital		\$7,987,428	\$8,315,302
	Total Liabilities and Capital		\$8,047,571	\$8,473,519

Instructions: Fill out the Grey Cells with the relevant information. Input 0 or none if there is nothing recorded in that account or there is no applicable information to report.

Note: Total liabilities and Capital must match total assets for the beginning and end of the year!

Picacho Water Company
Annual Report
Water Comparative Income Statement
12/31/18

Water Comparative Income Statement			
Account No.	Calendar Year	Current Year 01/01/2018 - 12/31/2018	Last Year 01/01/2017 - 12/31/2017
	Operating Revenue		
461	Metered Water Revenue	\$852,370	\$794,591
460	Unmetered Water Revenue	0	0
462	Fire Protection Revenue	0	0
469	Guaranteed Revenues (Surcharges)	0	0
471	Miscellaneous Service Revenues	0	0
474	Other Water Revenue	6,402	5,220
	Total Revenues	\$858,772	\$799,811
	Operating Expenses		
601	Salaries and Wages	\$85,869	\$69,732
603	Salaries and Wages - Officers	\$6,422	\$6,422
604	Employee Pensions and Benefits	17,176	11,740
610	Purchased Water	0	0
615	Purchased Power	194,161	191,666
618	Chemicals	7,719	1,581
620	Materials and Supplies	0	0
620.1	Repairs and Maintenance	5,339	9,670
620.2	Office Supplies and Expense	12,732	10,656
630	Contractual Services	0	0
631	Contractual Services - Engineering	0	0
632	Contractual Services - Accounting	745	415
633	Contractual Services - Legal	678	4,100
634	Contractual Services - Management Fees	0	0
635	Contractual Services - Water Testing	3,920	3,097
636	Contractual Services - Other	13,120	15,539
640	Rents	0	0
641	Rental of Building/Real Property	0	0
642	Rental of Equipment	57	1,372
650	Transportation Expenses	8,793	4,084
656	Insurance - Vehicles	3,044	7,673
657	Insurance - General Liability	8,818	8,459
657.1	Insurance - Health and Life	0	0
665	Regulatory Commission Expense - Rate	0	0
670	Bad Debt Expense	362	305
675	Miscellaneous Expense	3,856	(899)
403	Depreciation Expense (From Schedule AR4)	309,247	293,179
408	Taxes Other Than Income	3,149	3,013
408.11	Property Taxes	43,139	40,952
408.12	Payroll Taxes	5,707	4,567
409	Income Taxes	0	0
427.1	Customer Security Deposit Interest	0	0
	Total Operating Expenses	\$734,053	\$687,323
	Operating Income / (Loss)	\$124,719	\$112,488
	Other Income / (Expense)		
419	Interest and Dividend Income	\$16,345	\$51,759
421	Non-Utility Income	573	419
426	Miscellaneous Non-Utility (Expense)	(796)	(289)
427	Interest (Expense)	0	0
	Total Other Income / (Expense)	\$16,122	\$51,889
	Net Income / (Loss)	\$140,841	\$164,377

Instructions: Fill out the Grey Cells with the relevant information. Input 0 or none if there is nothing recorded in that account or there is no applicable information to report.

Picacho Water Company
Annual Report
Full time equivalent employees
12/31/18

Full time equivalent employees

	Direct Company	Outside service	Total
President	0.0000	0.0003	0.0003
Vice-president	0.0020	0.0000	0.0020
Manager	0.1144	0.0260	0.1404
Engineering Staff	0.0000	0.0000	0.0000
System Operator(s)	0.9157	0.0000	0.9157
Meter reader	0.0894	0.0000	0.0894
Customer Service	0.0574	0.0000	0.0574
Accounting	0.0000	0.1000	0.1000
Business Office	0.0000	0.0020	0.0020
Rates Department	0.0000	0.0000	0.0000
Administrative Staff	0.2163	0.0000	0.2163
Other	0.0000	0.0000	0.0000
Total	1.3952	0.1283	1.5235

Instructions: Fill out the Grey Cells with the relevant information. Input 0 or none if there is nothing recorded in that account or there is no applicable information to report. A full-time employee is based on 2080 total hours per year. Please calculate partial employees using 2080 hours.

Picacho Water Company
Annual Report
Supplemental Financial Data (Long-Term Debt)
12/31/18

Supplemental Financial Data (Long-Term Debt)				
	Loan #1	Loan #2	Loan #3	Loan #4
Date Issued	N/A	N/A	N/A	N/A
Source of Loan	N/A	N/A	N/A	N/A
ACC Decision No.	N/A	N/A	N/A	N/A
Reason for Loan	N/A	N/A	N/A	N/A
Dollar Amt. Issued	N/A	N/A	N/A	N/A
Amount Outstanding	N/A	N/A	N/A	N/A
Date of Maturity	N/A	N/A	N/A	N/A
Interest Rate	N/A	N/A	N/A	N/A
Current Year Interest	N/A	N/A	N/A	N/A
Current Year Principal	N/A	N/A	N/A	N/A

Meter Deposit Balance at Test Year End:	\$0
-----------------------------------------	-----

Meter Deposits Refunded During the Test Year:	\$0
-----------------------------------------------	-----

List all bonds, notes, loans, and other types of indebtedness in which the proceeds were used in the provision of public utility service. Indebtedness incurred for personal uses by the owner of the utility should not be listed. Input 0 or none if there is nothing to report for that cell.

Well and Water Usage									
Name of the System:		PICACHO WATER CO							
ADEQ Public Water System Number:		AZ0411135							
ADWR PCC Number:		91-000564.0000							
Well registry 55# (55-XXXXXX):	Pump Horsepower	Pump Yield (gpm)	Casing Depth (feet)	Casing Diameter (inches)	Pump Motor Type **	Year Drilled	Meter Size (inches)	How Measured:	Active
55-567967	400	2,500	1,613	20	Turbine	1998	12	Metered	Yes
55-567966	400	2,400	1,150	20"/14"	Turbine	1998	12	Metered	Yes
55-211811	400	2,000	1,570	18	Turbine	2006	12	Metered	Yes
n/a	n/a	n/a	n/a	n/a	n/a	n/a	n/a	n/a	n/a
n/a	n/a	n/a	n/a	n/a	n/a	n/a	n/a	n/a	n/a
n/a	n/a	n/a	n/a	n/a	n/a	n/a	n/a	n/a	n/a
n/a	n/a	n/a	n/a	n/a	n/a	n/a	n/a	n/a	n/a
n/a	n/a	n/a	n/a	n/a	n/a	n/a	n/a	n/a	n/a
n/a	n/a	n/a	n/a	n/a	n/a	n/a	n/a	n/a	n/a
n/a	n/a	n/a	n/a	n/a	n/a	n/a	n/a	n/a	n/a
n/a	n/a	n/a	n/a	n/a	n/a	n/a	n/a	n/a	n/a
n/a	n/a	n/a	n/a	n/a	n/a	n/a	n/a	n/a	n/a
n/a	n/a	n/a	n/a	n/a	n/a	n/a	n/a	n/a	n/a
n/a	n/a	n/a	n/a	n/a	n/a	n/a	n/a	n/a	n/a
n/a	n/a	n/a	n/a	n/a	n/a	n/a	n/a	n/a	n/a
n/a	n/a	n/a	n/a	n/a	n/a	n/a	n/a	n/a	n/a
n/a	n/a	n/a	n/a	n/a	n/a	n/a	n/a	n/a	n/a
n/a	n/a	n/a	n/a	n/a	n/a	n/a	n/a	n/a	n/a
n/a	n/a	n/a	n/a	n/a	n/a	n/a	n/a	n/a	n/a
n/a	n/a	n/a	n/a	n/a	n/a	n/a	n/a	n/a	n/a
n/a	n/a	n/a	n/a	n/a	n/a	n/a	n/a	n/a	n/a
n/a	n/a	n/a	n/a	n/a	n/a	n/a	n/a	n/a	n/a

Name of system water delivered to:	PICACHO WATER CO
ADWR PCC Number:	91-000564.0000
Source of water delivered to another system	Ground Water

Name of system water received from:	PICACHO WATER CO
ADWR PCC Number:	91-000564.0000
Source of water received	Ground Water
Well registry 55# (55-XXXXXX):	na

Month	Water withdrawn (acre ft) ¹	Water sold (acre ft) ²	Water delivered (sold) to other systems (acre ft) ³	Water received (purchased) from other systems (acre ft) ⁴	Estimated authorized use (acre ft) ⁵	Purchased Power Expense ⁶	Purchased Power (kWh) ⁷
January	45	53	0	0	0	\$10,867	48,147
February	39	35	0	0	0	11,663	52,133
March	60	58	0	0	0	12,544	59,412
April	94	93	0	0	1	18,558	109,934
May	119	119	0	0	1	18,250	108,645
June	126	123	0	0	1	20,015	123,064
July	142	129	0	0	0	25,984	170,963
August	104	98	0	0	0	17,763	104,446
September	89	87	0	0	2	20,286	125,285
October	56	56	0	0	0	12,419	63,249
November	56	53	0	0	0	12,676	64,617
December	43	30	0	0	0	13,136	72,017
Totals	972	934	0	0	6	\$194,161	1,101,912

If applicable, in the space below please provide a description for all un-metered water use along with amounts:
n/a

Instructions: Fill out the Grey Cells with the relevant information. Input 0 or none if there is nothing recorded in that account or there is no applicable information to report.

- 1 Water withdrawn - Total acre feet of water withdrawn from pumped sources.
- 2 Water sold - Total acre feet from customer meters, and other sales such as construction water.
- 3 Water delivered (sold) to other systems - Total acre feet of water delivered to other systems.
- 4 Water received (purchased) from other systems - Total acre feet of water purchased/received from other systems.
- 5 Estimated authorized use - Total estimated acre feet from authorized metered or unmetered use. Authorized uses such as flushing (mains, services and hydrants) draining/cleaning tanks, process, construction, fire fighting, etc. Non-authorized use (real losses) are service line breaks and leaks, water main breaks, meter inaccuracies and theft.
- 6 Enter the total purchased power costs for the power meters associated with this system.
- 7 Enter the total purchased kWh used by the power meters associated with this system.

Water Utility Plant Description		
Name of the System:	PICACHO WATER CO	
ADEQ Public Water System Number:	AZ0411135	
ADWR PCC Number:	91-000564.0000	

MAINS		
Sizes (inches)	Material	Length (feet)
6.00	PVC	33,927
8.00	PVC	36,134
8.00	ACP, DIP, PVC	90
12.00	PVC	39,845
16.00	PVC	12,442
18.00	PVC	7,920
na	na	na
na	na	na
na	na	na
na	na	na
na	na	na
na	na	na
na	na	na
na	na	na

SERVICE LINES	
Material	Percent of system
Copper	100%
na	na
na	na
na	na
na	na

BOOSTER PUMPS			
Horsepower	GPM	Quantity	
60	500	2	
40	400	1	
30	300	1	
n.a	n.a	n.a	

STORAGE TANKS		
Capacity (gallons)	Material	Quantity
1,000,000	Steel	1
n/a	n/a	n/a
n/a	n/a	n/a
n/a	n/a	n/a
n/a	n/a	n/a
n/a	n/a	n/a

CUSTOMER METERS	
Size (inches)	Quantity
5/8 X 3/4	1,219
1	9
1.5	5
2	29
2	4
4	3
6	1
8	1
12	1
na	na
na	na
na	na
na	na
na	na
na	na
na	na
na	na
na	na

FIRE HYDRANTS	
Type	Quantity
Standard *	182
Other	0

PRESSURE/BLADDER TANKS		
Capacity (gallons)	Material	Quantity
15,000	steel	1
n/a	n/a	n/a
n/a	n/a	n/a
n/a	n/a	n/a
n/a	n/a	n/a
n/a	n/a	n/a
n/a	n/a	n/a

Instructions: Fill out the Grey Cells with the relevant information. Input 0 or none if there is nothing recorded in that account or there is no applicable information to report. Copy and paste this sheet as many times as is necessary.

* A standard fire hydrant has two 2.5 inch hose connection nozzles with 7.5 threads per inch, and one 4.5 inch pumper connection nozzle with 4 threads per inch.

Annual Report
Water Utility Plant Description (Continued)
12/31/18

Water Utility Plant Description (Continued)

For the following three items, list the utility owned assets in each category for each system.

TREATMENT EQUIPMENT:	Dual Chlorination System (2)
---------------------------------	------------------------------

STRUCTURES:	4 Motor Control Panels
--------------------	------------------------

OTHER:	Generator (1) 350 KW
---------------	----------------------

Instructions: Fill out the Grey Cells with the relevant information. Input 0 or none if there is nothing recorded in that account or there is no applicable information to report. Copy and paste this sheet as many times as is necessary.

Customer and Other Information	
Name of the System:	PICACHO WATER CO
ADEQ Public Water System Number:	AZ0411135
ADWR PCC Number:	91-000564.0000

Month	Number of Customers				
	Single-Family	Multi-Family	Commercial	Turf/Irrigation	Other Non-Residential
January	1,093	0	62	2	0
February	1,105	0	62	2	0
March	1,118	0	62	2	0
April	1,132	0	62	2	0
May	1,142	0	62	2	0
June	1,158	0	62	2	0
July	1,170	0	62	2	0
August	1,180	0	62	2	0
September	1,193	0	63	2	0
October	1,197	0	63	2	0
November	1,202	0	63	2	0
December	1,207	0	63	2	0

If the system has fire hydrants, what is the fire flow requirements? GPM for hrs.

Does the system have chlorination treatment?

Does the Company have an ADWR Gallons Per Capita Per Day (GPCPD) requirement?

If yes, provide the GPCPD amount:

Is the Water Utility located in an ADWR Active Management Area (AMA)?

If yes, which AMA?

Instructions: Fill out the Grey Cells with the relevant information. Input 0 or none if there is nothing recorded in that account or there is no applicable information to report. Copy and paste this sheet as many times as is necessary.

Picacho Water Company
Annual Report
Property Taxes
12/31/18

Property Taxes	
Amount of actual property taxes paid during Calendar Year 2018 was	\$42,024

If no property taxes paid, explain why.
n/a

Instructions: Fill out the Grey Cells with the relevant information. Input 0 or none if there is nothing recorded in that account or there is no applicable information to report.

Picacho Water Company
Annual Report
Verification and Sworn Statement (Taxes)
12/31/18

RECEIVED
APR 26 2019
ARIZONA CORP COMMISSION
UTILITIES DIVISION - DIRECTOR'S OFFICE

Verification and Sworn Statement (Taxes)

Verification: State of Arizona I, the undersigned of the
(state name)

County of (county name): Maricopa
Name (owner or official) title: Steve Soriano / General Manager
Company name: Picacho Water Company


DO SAY THAT THIS ANNUAL UTILITY PROPERTY TAX AND SALES TAX REPORT TO THE ARIZONA CORPORATION COMMISSION.

FOR THE YEAR ENDING: 12/31/18

HAS BEEN PREPARED UNDER MY DIRECTION, FROM THE ORIGINAL BOOKS, PAPERS AND RECORDS OF SAID UTILITY; THAT I HAVE CAREFULLY EXAMINED THE SAME, AND DECLARE THE SAME TO BE A COMPLETE AND CORRECT STATEMENT OF BUSINESS AND AFFAIRS OF SAID UTILITY FOR THE PERIOD COVERED BY THIS REPORT IN RESPECT TO EACH AND EVERY MATTER AND THING SET FORTH, TO THE BEST OF MY KNOWLEDGE, INFORMATION AND BELIEF.

Sworn Statement: I HEREBY ATTEST THAT ALL PROPERTY TAXES FOR SAID COMPANY ARE CURRENT AND PAID IN FULL.

I HEREBY ATTEST THAT ALL SALES TAXES FOR SAID COMPANY ARE CURRENT AND PAID IN FULL.



signature of owner/official

480-895-9200

telephone no.

SUBSCRIBED AND SWORN TO BEFORE ME A NOTARY PUBLIC
IN AND FOR THE COUNTY

THIS

26th


DAY OF

Maricopa
(county name)

April, 2019
(month) and (year)

MY COMMISSION EXPIRES

4/25/21
(date)




(signature of notary public)

RECEIVED

APR 26 2019

ARIZONA CORP COMMISSION
UTILITIES DIVISION - DIRECTOR'S OFFICE

Verification and Sworn Statement

Verification:

State of Arizona I, the undersigned of the
(state name)

County of (county name): Maricopa

Name (owner or official) title: Steve Soriano / General Manager

Company name: Picacho Water Company

DO SAY THAT THIS ANNUAL UTILITY PROPERTY TAX AND SALES TAX REPORT TO THE ARIZONA CORPORATION COMMISSION.

FOR THE YEAR ENDING: 12/31/18

HAS BEEN PREPARED UNDER MY DIRECTION, FROM THE ORIGINAL BOOKS, PAPERS AND RECORDS OF SAID UTILITY; THAT I HAVE CAREFULLY EXAMINED THE SAME, AND DECLARE THE SAME TO BE A COMPLETE AND CORRECT STATEMENT OF BUSINESS AND AFFAIRS OF SAID UTILITY FOR THE PERIOD COVERED BY THIS REPORT IN RESPECT TO EACH AND EVERY MATTER AND THING SET FORTH, TO THE BEST OF MY KNOWLEDGE, INFORMATION AND BELIEF.

Sworn Statement: IN ACCORDANCE WITH THE REQUIREMENTS OF TITLE 40, ARTICLE 8, SECTION 40-401, ARIZONA REVISED STATUTES, IT IS HEREIN REPORTED THAT THE GROSS OPERATING REVENUE OF SAID UTILITY DERIVED FROM ARIZONA INTRASTATE UTILITY OPERATIONS DURING THE CALENDAR YEAR WAS:

Arizona Intrastate Gross Operating Revenues Only (\$)

\$947,430

(The amount in the box above includes

\$88,658 in sales taxes

billed or collected)



signature of owner/official

480-895-9200

telephone no.

SUBSCRIBED AND SWORN TO BEFORE ME A NOTARY PUBLIC
IN AND FOR THE COUNTY

THIS

9/24/17


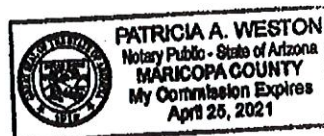
DAY OF

Maricopa
(county name)

April, 2019
(month) and (year)

MY COMMISSION EXPIRES

4/25/21
(date)


(signature of notary public)

RECEIVED

APR 26 2019

Verification and Sworn Statement (Residential Revenue)

ARIZONA CORP. COMMISSION
UTILITIES DIVISION - DIRECTOR'S OFFICE

Verification:

State of Arizona I, the undersigned of the
(state name)

County of (county name):

Maricopa

Name (owner or official) title:

Steve Soriano / General Manager

Company name:

Picacho Water Company

DO SAY THAT THIS ANNUAL UTILITY PROPERTY TAX AND SALES TAX REPORT TO THE ARIZONA CORPORATION COMMISSION.

FOR THE YEAR ENDING: 12/31/18

HAS BEEN PREPARED UNDER MY DIRECTION, FROM THE ORIGINAL BOOKS, PAPERS AND RECORDS OF SAID UTILITY; THAT I HAVE CAREFULLY EXAMINED THE SAME, AND DECLARE THE SAME TO BE A COMPLETE AND CORRECT STATEMENT OF BUSINESS AND AFFAIRS OF SAID UTILITY FOR THE PERIOD COVERED BY THIS REPORT IN RESPECT TO EACH AND EVERY MATTER AND THING SET FORTH, TO THE BEST OF MY KNOWLEDGE, INFORMATION AND BELIEF.

Sworn Statement: IN ACCORDANCE WITH THE REQUIREMENTS OF TITLE 40, ARTICLE 8, SECTION 40-401, ARIZONA REVISED STATUTES, IT IS HEREIN REPORTED THAT THE GROSS OPERATING REVENUE OF SAID UTILITY DERIVED FROM ARIZONA INTRASTATE UTILITY OPERATIONS RECEIVED FROM RESIDENTIAL CUSTOMERS DURING THE CALENDAR YEAR WAS:

Arizona Intrastate Gross Operating Revenues Only (\$)

\$444,521

(The amount in the box above includes

\$40,995 in sales taxes

billed or collected)

Steve Soriano

signature of owner/official

480-895-9200

telephone no.

SUBSCRIBED AND SWORN TO BEFORE ME A NOTARY PUBLIC
IN AND FOR THE COUNTY

Maricopa
(county name)

THIS


21st

DAY OF

April, 2019
(month) and (year)

MY COMMISSION EXPIRES

4/25/21
(date)



Patricia A. Weston
(signature of notary public)