

ANNUAL REPORT

Of

Company Name: Pima Utility Company
9532 E. Riggs Rd.

Mailing Address: Sun Lakes AZ
85248

Docket No.: W-02199A
For the Year Ended: 12/31/21

RECEIVED BY EMAIL
5/11/2022 1:29 PM
ARIZONA CORPORATION COMMISSION
UTILITIES DIVISION

WATER UTILITY

To

Arizona Corporation Commission

Due on April 15th

Email: Util-Compliance@azcc.gov, mail or deliver the completed Annual Report to:
Arizona Corporation Commission
Compliance Section - Utilities Division
1200 West Washington Street
Phoenix, Arizona 85007

Application Type: Original Filing
Application Date: 5/11/2022

ARIZONA CORPORATION COMMISSION
WATER UTILITY ANNUAL REPORT
Pima Utility Company
A Class ☐ Utility

For the Calendar Year Ended: 12/31/21

Primary Address:

9532 E Riggs Road
City: Sun Lakes State: Arizona Zip Code: 85248

Telephone Number:

480-895-9200

Date of Original Organization of Utility:

1972

Person to whom correspondence should be addressed concerning this report:

Name:

Brian Smith

Telephone No. :

480-895-9200

Address:

9532 E Riggs Road
City: Sun Lakes State: Arizona Zip Code: 85248

Email:

Brian.Smith@Robson.com
--

NA
Name:

Dave Voorhees

Telephone No. :

480-895-9200

Address:

24607 S Price Road
City: Sun Lakes State: Arizona Zip Code: 8524

Email:

Dave.Voorhees@Robson.com
--

NA
Name:

NA

Telephone No. :

NA

Address:

NA
City: NA State: NA Zip Code: NA

Email:

NA

NA
Name:

NA

Telephone No. :

NA

Address:

NA
City: NA State: NA Zip Code: NA

Email:

NA

NA
Name:

NA

Telephone No. :

NA

Address:

NA
City: NA State: NA Zip Code: NA

Email:

NA

Ownership:

"S" Corporation

Counties Served:

Maricopa

ARIZONA CORPORATION COMMISSION
WATER UTILITY ANNUAL REPORT
Pima Utility Company

Important changes during the year
--

No	For those companies not subject to the affiliated interest rules, has there been a change in ownership or direct control during the year?
	If yes, please provide specific details in the box below.
	n/a

No	Has the company been notified by any other regulatory authorities during the year, that they are out of compliance?
	If yes, please provide specific details in the box below.
	n/a

Utility Plant in Service (Water)							
Account No.	Description	Beginning Year Original Cost	Current Year Additions	Current Year Retirements	Adjusted Original Cost	Accumulated Depreciation	OCLD (OC less AD)
301	Organization	\$0	\$0	\$0	\$0	\$0	\$0
302	Franchises	0	0	0	0	0	0
303	Land and Land Rights	97,637	0	0	97,637	0	97,637
304	Structures and Improvements	448,378	2,949.83	0	451,328	244,637	206,691
305	Collecting & Improving Reservoirs	0	0	0	0	0	0
306	Lake, River, Canal Intakes	0	0	0	0	0	0
307	Wells and Springs	1,101,777	0	0	1,101,777	243,347	858,430
308	Infiltration Galleries	0	0	0	0	0	0
309	Supply Mains	0	0	0	0	0	0
310	Power Generation Equipment	20,225	0	0	20,225	2,118	18,107
311	Pumping Equipment	3,202,698	166,850	31,705	3,337,843	1,895,555	1,442,288
320	Water Treatment Equipment	0	0	0	0	0	0
320.1	Water Treatment Plants	0	0	0	0	0	0
320.2	Solution Chemical Feeders	102,547	8,792	2,396	108,943	105,884	3,059
320.3	Point-of-Use Treatment Devices	0	0	0	0	0	0
330	Distribution Reservoirs and Standpipes	0	0	0	0	0	0
330.1	Storage Tanks	1,148,351	632,235	2,000	1,778,586	690,013	1,088,573
330.2	Pressure Tanks	71,072	0	0	71,072	59,154	11,919
331	Transmission and Distribution Mains	3,772,139	11,725	0	3,783,864	2,372,151	1,411,713
333	Services	6,073,317	83,259	32,582	6,123,994	2,117,029	4,006,965
334	Meters and Meter Installations	1,007,523	26,268	37,726	996,065	526,926	469,139
335	Hydrants	899,391	2,095	0	901,487	755,781	145,706
336	Backflow Prevention Devices	0	0	0	0	0	0
339	Other Plant and Misc. Equipment	0	0	0	0	0	0
340	Office Furniture and Equipment	4,518	0	0	4,518	(244)	4,762
340.1	Computer & Software	24,322	79,036	0	103,358	23,387	79,971
341	Transportation Equipment	343,777	0	0	343,777	288,124	55,654
342	Stores Equipment	0	0	0	0	0	0
343	Tools, Shop and Garage Equipment	136,895	545	0	137,440	76,817	60,623
344	Laboratory Equipment	0	0	0	0	0	0
345	Power Operated Equipment	136,241	9,348	0	145,590	89,627	55,963
346	Communication Equipment	253,690	5,140	0	258,830	253,947	4,883
347	Miscellaneous Equipment	10,773	0	0	10,773	4,945	5,828
348	Other Tangible Plant	0	0	0	0	0	0
	Totals	\$18,855,272	\$1,028,244	\$106,409	\$19,777,106	\$9,749,196	\$10,027,911

Depreciation Expense for the Current Year (Water)									
Account No.	Description	Beginning Year Original Cost	Current Year Additions	Current Year Retirements	Adjusted Original Cost	Fully Depreciated/Non-depreciable Plant	Depreciable Plant	Depreciation Percentages	Depreciation Expense
301	Organization	\$0	\$0	\$0	\$0	\$0	\$0	0.00%	\$0
302	Franchises	0	0	0	0	0	0	0.00%	0
303	Land and Land Rights	97,637	0	0	97,637	97,637	(0)	0.00%	0
304	Structures and Improvements	448,378	2,950	0	451,328	0	451,328	3.33%	14,980
305	Collecting & Improving Reservoirs	0	0	0	0	0	0	0.00%	0
306	Lake, River, Canal Intakes	0	0	0	0	0	0	0.00%	0
307	Wells and Springs	1,101,777	0	0	1,101,777	0	1,101,777	3.33%	36,689
308	Infiltration Galleries	0	0	0	0	0	0	0.00%	0
309	Supply Mains	0	0	0	0	0	0	0.00%	0
310	Power Generation Equipment	20,225	0	0	20,225	0	20,225	5.00%	1,011
311	Pumping Equipment	3,202,698	166,850	31,705	3,337,843	0	3,337,843	8.33%	272,414
320	Water Treatment Equipment	0	0	0	0	0	0	0.00%	0
320.1	Water Treatment Plants	0	0	0	0	0	0	0.00%	0
320.2	Solution Chemical Feeders	102,547	8,792	2,396	108,943	0	108,943	20.00%	21,149
320.3	Point-of-Use Treatment Devices	0	0	0	0	0	0	0.00%	0
330	Distribution Reservoirs and Standpipes	0	0	0	0	0	0	0.00%	0
330.1	Storage Tanks	1,148,351	632,235	2,000	1,778,586	0	1,778,586	2.22%	32,489
330.2	Pressure Tanks	71,072	0	0	71,072	0	71,072	5.00%	3,554
331	Transmission and Distribution Mains	3,772,139	11,725	0	3,783,864	0	3,783,864	2.00%	75,560
333	Services	6,073,317	83,259	32,582	6,123,994	0	6,123,994	3.33%	202,950
334	Meters and Meter Installations	1,007,523	26,268	37,726	996,065	0	996,065	8.33%	83,741
335	Hydrants	899,391	2,095	0	901,487	0	901,487	2.00%	18,009
336	Backflow Prevention Devices	0	0	0	0	0	0	0.00%	0
339	Other Plant and Misc. Equipment	0	0	0	0	0	0	0.00%	0
340	Office Furniture and Equipment	4,518	0	0	4,518	0	4,518	6.67%	301
340.1	Computer & Software	24,322	79,036	0	103,358	0	103,358	20.00%	12,768
341	Transportation Equipment	343,777	0	0	343,777	0	343,777	20.00%	68,755
342	Stores Equipment	0	0	0	0	0	0	0.00%	0
343	Tools, Shop and Garage Equipment	136,895	545	0	137,440	0	137,440	5.00%	6,858
344	Laboratory Equipment	0	0	0	0	0	0	0.00%	0
345	Power Operated Equipment	136,241	9,348	0	145,590	0	145,590	5.00%	7,046
346	Communication Equipment	253,690	5,140	0	258,830	253,690	5,140	10.00%	257
347	Miscellaneous Equipment	10,773	0	0	10,773	275	10,499	10.00%	1,050
348	Other Tangible Plant	0	0	0	0	0	0	10.00%	0
	Subtotal	\$18,855,272	\$1,028,244	\$106,409	\$19,777,106	\$351,601	\$19,425,505		\$859,582

Contribution(s) in Aid of Construction (Gross)	\$963,772
Less: Non Amortizable Contribution(s)	0
Fully Amortized Contribution(s)	0
Amortizable Contribution(s)	\$963,772
Times: Proposed Amortization Rate	4.43%
Amortization of CIAC	\$42,648

Less: Amortization of CIAC \$42,648

DEPRECIATION EXPENSE \$816,934

Pima Utility Company
Annual Report
Balance Sheet Assets
12/31/21

Balance Sheet Assets				
	Assets		Balance at Beginning of Year (2021)	Balance at End of Year (2021)
Account No.	Current and Accrued Assets			
131	Cash		\$171,747	\$172,589
134	Working Funds		0	0
135	Temporary Cash Investments		0	0
141	Customer Accounts Receivable		212,399	250,516
142	Other Receivables		0	0
145	Accounts Receivable - Related Party		0	0
146	Notes Receivable from Associated Companies		48,970	1,315,514
151	Plant Material and Supplies		0	0
162	Prepayments		13,546	16,506
174	Miscellaneous Current and Accrued Assets		0	0
181	Unamortized Debt Discounts		1,827	673
	Total Current and Accrued Assets		\$448,488	\$1,755,798
	Deferred Debits			
186.1	Deferred Rate Case Expense		\$61,448	\$31,937
	Total Deferred Debits		\$61,448	\$31,937
Account No.	Fixed Assets			
101	Utility Plant in Service*		\$18,855,272	\$19,777,106
103	Property Held for Future Use		0	0
105	Construction Work in Progress		1,483,318	1,352,591
108	Accumulated Depreciation (enter as negative)*		(8,996,023)	(9,749,196)
121	Non-Utility Property		0	0
122	Accumulated Depreciation - Non Utility		0	0
	Total Fixed Assets		\$11,342,566	\$11,380,502
	Total Assets		\$11,852,502	\$13,168,237

*Note these items feed automatically from AR3 UPIS Page 4

Pima Utility Company
Annual Report
Balance Sheet Liabilities and Owners Equity

Balance Sheet Liabilities and Owners Equity				
	Liabilities		Balance at Beginning of Year (2021)	Balance at End of Year (2021)
Account No.	Current Liabilities			
231	Accounts Payable		\$94,087	\$72,229
232	Notes Payable (Current Portion)		279,000	279,000
233	Accounts Payable - Related Party		0	8,563
234	Notes Payable to Associated Companies		0	0
235	Customer Deposits		7,829	6,866
236	Accrued Taxes		91,340	85,731
237	Accrued Interest		12,482	10,929
242	Miscellaneous Current and Accrued Liabilities		127,207	140,458
	Total Current Liabilities		\$611,945	\$603,776
	Long Term Debt			
223	Advances from Associated Companies		\$2,308,390	\$4,313,833
224	Long Term Debt (Notes and Bonds)		2,952,750	2,673,750
	Total Long Term Debt		\$5,261,140	\$6,987,583
	Deferred Credits			
251	Unamortized Premium on Debt		\$0	\$0
252	Advances in Aid of Construction		0	0
255	Accumulated Deferred Investment Tax Credits		0	0
271	Contributions in Aid of Construction		963,772	963,772
272	Less: Amortization of Contributions		(730,398)	(773,046)
281	Accumulated Deferred Income Tax		0	0
	Total Deferred Credits		\$233,374	\$190,726
	Total Liabilities		\$6,106,459	\$7,782,085
	Capital Accounts			
201	Common Stock Issued		\$107,416	\$107,416
211	Other Paid-In Capital		6,763,835	6,763,835
215	Retained Earnings		(1,125,208)	(1,485,099)
218	Proprietary Capital (Sole Props and Partnerships)		0	0
	Total Capital		\$5,746,043	\$5,386,152
	Total Liabilities and Capital		\$11,852,502	\$13,168,237

Note: Total liabilities and Capital must match total assets for the beginning and end of the year!

Pima Utility Company
Annual Report
Water Comparative Income Statement
12/31/21

Water Comparative Income Statement			
Account No.	Calendar Year	Current Year 01/01/2021 - 12/31/2021	Last Year 01/01/2020 - 12/31/2020
	Operating Revenue		
461	Metered Water Revenue	\$2,616,367	\$2,673,423
460	Unmetered Water Revenue	0	0
462	Fire Protection Revenue	0	0
469	Guaranteed Revenues (Surcharges)	0	0
471	Miscellaneous Service Revenues	0	0
474	Other Water Revenue	39,408	34,576
	Total Revenues	\$2,655,775	\$2,707,999
	Operating Expenses		
601	Salaries and Wages	\$531,903	\$459,679
603	Salaries and Wages - Officers	42,891	43,023
604	Employee Pensions and Benefits	100,087	86,142
610	Purchased Water	0	0
615	Purchased Power	282,030	297,283
618	Chemicals	15,808	32,549
620	Materials and Supplies	0	0
620.1	Repairs and Maintenance	50,760	82,561
620.2	Office Supplies and Expense	100,743	87,852
630	Contractual Services	0	0
631	Contractual Services -Engineering	0	0
632	Contractual Services - Accounting	9,093	4,738
633	Contractual Services - Legal	390	5,168
634	Contractual Services - Management Fees	0	0
635	Contractual Services - Water Testing	5,374	22,676
636	Contractual Services - Other	90,585	88,104
640	Rents	0	0
641	Rental of Building/Real Property	0	0
642	Rental of Equipment	2,757	2,297
650	Transportation Expenses	27,773	24,986
656	Insurance - Vehicles	27,074	16,047
657	Insurance - General Liability	82,314	53,528
657.1	Insurance - Health and Life	0	0
665	Regulatory Commission Expense - Rate	0	0
670	Bad Debt Expense	11,007	4,458
675	Miscellaneous Expense	24,836	26,254
403	Depreciation Expense (From Schedule AR4)	816,934	775,310
408	Taxes Other Than Income	31,782	26,463
408.11	Property Taxes	121,088	126,133
408.12	Payroll Taxes	32,447	32,355
409	Income Taxes	0	0
427.1	Customer Security Deposit Interest	0	0
434	Rate Case Adjustments	0	0
	Total Operating Expenses	\$2,407,677	\$2,297,605
	Operating Income / (Loss)	\$248,098	\$410,394
	Other Income / (Expense)		
419	Interest and Dividend Income	\$0	\$0
421	Non-Utility Income	1,877	1,880
426	Miscellaneous Non-Utility (Expense)	(335)	0
427	Interest (Expense)	(138,539)	(152,268)
	Total Other Income / (Expense)	(\$136,996)	(\$150,388)
	Net Income / (Loss)	\$111,102	\$260,006

Full time equivalent employees

	Direct Company	Allocated	Outside service	Total
President	0.0	0.0	0.0	0.0
Vice-president	0.0	0.0	0.1	0.1
Manager	0.1	0.3	0.0	0.4
Engineering Staff	0.0	0.0	0.0	0.0
System Operator(s)	6.2	0.7	0.0	6.9
Meter reader	2.3	0.0	0.0	2.3
Customer Service	0.7	0.0	0.0	0.7
Accounting	0.0	0.0	0.9	0.9
Business Office	0.0	0.0	0.0	0.0
Rates Department	0.0	0.0	0.0	0.0
Administrative Staff	0.4	0.0	0.0	0.4
Other	0.0	0.0	0.0	0.0
Total	9.7	1.0	1.0	11.7

Pima Utility Company
Annual Report
Supplemental Financial Data (Long-Term Debt)
12/31/21

Supplemental Financial Data (Long-Term Debt)				
	Loan #1	Loan #2	Loan #3	Loan #4
Date Issued	7/13/2017	n/a	n/a	n/a
Source of Loan	Wells Fargo	n/a	n/a	n/a
ACC Decision No.	75985	n/a	n/a	n/a
Reason for Loan	Refinance/Constr	n/a	n/a	n/a
Dollar Amt. Issued	\$4,185,000	n/a	n/a	n/a
Amount Outstanding	\$2,952,750	n/a	n/a	n/a
Date of Maturity	7/10/2022	n/a	n/a	n/a
Interest Rate	4.17%	n/a	n/a	n/a
Current Year Interest	\$129,878	n/a	n/a	n/a
Current Year Principal	\$279,000	n/a	n/a	n/a

Meter Deposit Balance at Test Year End:	\$6,866
---	---------

Meter Deposits Refunded During the Test Year:	\$1,228
---	---------

List all bonds, notes, loans, and other types of indebtedness in which the proceeds were used in the provision of public utility service. Indebtedness incurred for personal uses by the owner of the utility should not be listed. Input 0 or none if there is nothing to report for that cell.

Well and Water Usage											
Name of the System:		PIMA UTILITIES COMPANY									
ADEQ Public Water System Number:		AZ0407120									
ADWR PCC Number:		91-000234.0000									
Well registry 55# (55-XXXXXX):	Pump Horsepower	Pump Yield (gpm)	Casing Depth (feet)	Casing Diameter (inches)	Pump Motor Type **	Year Drilled	Water level 2011	Water level 2021	Meter Size (inches)	How measured:	Active
55-520891	150	1,600	900	20 / 16	submersible	1988	unknown	unknown	10", 8", 10"	N/A	N/A
55-625796	200	1,700	600	20	turbine	1952	unknown	unknown	12	N/A	N/A
55-806730	200	1,200	861	16	turbine	rehad 1994	unknown	unknown	12	N/A	N/A
55-566937	200	1,500	910	20	turbine	1999	unknown	unknown	12	N/A	N/A
55-625798	125	1,100	820	20	turbine	1947	unknown	unknown	10	N/A	N/A
55-625799	250	2,200	750	16	turbine	1950	unknown	unknown	10	N/A	N/A
55-625800	150	1,600	502	14	turbine	1955	unknown	unknown	8	N/A	N/A
55-514527	150	1,500	874	20 / 16	turbine	1986	unknown	unknown	8	N/A	N/A
0	0	0	0	0	0	0	0	0	0	0	0
0	0	0	0	0	0	0	0	0	0	0	0
0	0	0	0	0	0	0	0	0	0	0	0
0	0	0	0	0	0	0	0	0	0	0	0
0	0	0	0	0	0	0	0	0	0	0	0
0	0	0	0	0	0	0	0	0	0	0	0
0	0	0	0	0	0	0	0	0	0	0	0
0	0	0	0	0	0	0	0	0	0	0	0
0	0	0	0	0	0	0	0	0	0	0	0
0	0	0	0	0	0	0	0	0	0	0	0

Name of system water delivered to:		NA									
ADWR PCC Number:		#N/A									
Source of water delivered to another system		NA									
Name of system water received from:		NA									
ADWR PCC Number:		#N/A									
Source of water received		NA									
Well registry 55# (55-XXXXXX):		NA									

Month	Water withdrawn (gallons) ¹	Water sold (gallons) ²	Water delivered (sold) to other systems (gallons) ³	Water received (purchased) from other systems (gallons) ⁴	Estimated authorized use (gallons) ⁵	Purchased Power Expense ⁶	Purchased Power (kWh) ⁷
January	102,314,000.00	97,210,349.00	0.00	0.00	3,617,000.00	\$17,942	227,508
February	108,718,000.00	102,835,025.00	0.00	0.00	3,065,000.00	16,344	210,830
March	140,390,000.00	117,405,955.00	0.00	0.00	3,188,000.00	16,330	211,122
April	173,761,000.00	160,544,434.00	0.00	0.00	3,441,000.00	20,103	261,975
May	210,369,000.00	185,882,126.00	0.00	0.00	3,640,000.00	24,062	309,204
June	240,803,000.00	220,049,797.00	0.00	0.00	2,845,000.00	28,741	368,608
July	207,967,000.00	195,876,657.00	0.00	0.00	3,290,000.00	32,017	409,267
August	167,045,000.00	144,285,827.00	0.00	0.00	2,734,000.00	28,399	359,927
September	175,338,000.00	171,389,671.00	0.00	0.00	3,146,000.00	23,597	302,815
October	201,281,000.00	178,740,917.00	0.00	0.00	3,065,000.00	22,207	276,924
November	157,546,000.00	147,139,687.00	0.00	0.00	2,377,000.00	28,448	328,900
December	113,200,000.00	100,895,125.00	0.00	0.00	3,958,000.00	23,841	272,095
Totals	1,998,732,000.00	1,822,255,570.00	0.00	0.00	38,366,000.00	\$282,030	3,539,175

If applicable, in the space below please provide a description for all un-metered water use along with amounts:

N/A

1 Water withdrawn - Total gallons of water withdrawn from pumped sources.
2 Water sold - Total gallons from customer meters, and other sales such as construction water.
3 Water delivered (sold) to other systems - Total gallons of water delivered to other systems.
4 Water received (purchased) from other systems - Total gallons of water purchased/received from other systems.
5 Estimated authorized use - Total estimated gallons from authorized metered or unmetered use. Authorized uses such as flushing (mains, services and hydrants) draining/cleaning tanks, process, construction, fire fighting, etc. Non-authorized use (real losses) are service line breaks and leaks, water main breaks, meter inaccuracies and theft.
6 Enter the total purchased power costs for the power meters associated with this system.
7 Enter the total purchased kWh used by the power meters associated with this system.

Water Utility Plant Description			
Name of the System:		Pima Utilities Company	
ADEQ Public Water System Number:		AZ0407120	
ADWR PCC Number:		91-000234.0000	

MAINS		
Sizes (inches)	Material	Length (feet)
2.00	PVC	221
4.00	PVC	7,031
6.00	PVC	306,747
8.00	PVC	96,682
10.00	PVC	43,488
12.00	PVC	13,527
NA	NA	NA
NA	NA	NA
NA	NA	NA
NA	NA	NA
NA	NA	NA
NA	NA	NA
NA	NA	NA
NA	NA	NA

SERVICE LINES		
Material	Percent of system	Year installed
Black poly	10%	unkown
Copper	90%	~1999
NA	na	na
NA	na	na
NA	na	na

BOOSTER PUMPS		
Horsepower	GPM	Quantity
75	650	4
40	450	2
25	250	8
60	500	1

STORAGE TANKS			
Capacity (gallons)	Material	Quantity	Year installed
400,000	Carbon Steel	1	1972
600,000	Carbon Steel	1	1986
750,000	Carbon Steel	2	1996, 1999
na	na	na	na
na	na	na	na
na	na	na	na

CUSTOMER METERS			
Size (inches)	Quantity	Percent over 1,000,000 gallons	Percent over 10 years old
5/8 X 3/4	9,831	25%	unknown
0.75	1	100%	unknown
1	298	74%	unknown
1.5	15	80%	unknown
2	109	87%	unknown
4	1	100%	unknown
8	3	100%	unknown
10	3	100%	unknown
NA	na	na	na
NA	na	na	na
NA	na	na	na
NA	na	na	na
NA	na	na	na
NA	na	na	na
NA	na	na	na
NA	na	na	na
NA	na	na	na

FIRE HYDRANTS	
Type	Quantity
Standard *	709
Other	0

PRESSURE/BLADDER TANKS			
Capacity (gallons)	Material	Quantity	Year installed
5,000	Steel	1	1999
15,000	Steel	1	1996
na	na	na	na
na	na	na	na
na	na	na	na
na	na	na	na

* A standard fire hydrant has two 2.5 inch hose connection nozzles with 7.5 threads per inch, and one 4.5 inch pumper connection nozzle with 4 threads per inch.

Water Utility Plant Description (Continued)
--

For the following three items, list the utility owned assets in each category for each system.

TREATMENT EQUIPMENT:	Chlorinators (6)
STRUCTURES:	Fences, Enclosures, Storage
OTHER:	Pumps, Hoses, Vehicles, Generators

Provide a calculation used to determine the value of one water equivalent residential connection (ERC).

Use one of the following methods:

- (a) If actual flow data are available from the preceding 12 months, divide the total annual single family residence (SFR) gallons sold by the average number of single family residence customers for the same period and divide the result by 365
- (b) If no historical flow data are available, use:

$$ERC = (\text{Total SFR gallons sold (Omit 000)} / 365 \text{ days} / 350 \text{ gallons per day})$$

ERC	234
Method used:	(a)

Customer and Other Information		
Name of the System:	PIMA UTILITIES COMPANY	
ADEQ Public Water System Number:	AZ0407120	
ADWR PCC Number:	91-000234.0000	

Month	Number of Customers				
	Single-Family	Multi-Family	Commercial	Turf/Irrigation	Other Non-Residential
January	9,992	231	231	8	5
February	9,990	231	231	8	4
March	9,992	231	231	8	4
April	9,992	231	231	8	4
May	9,993	231	231	8	3
June	9,987	230	231	8	4
July	9,990	231	231	8	4
August	9,988	231	231	8	4
September	9,990	231	231	8	4
October	10,047	231	231	8	3
November	10,024	231	231	8	4
December	10,016	231	231	8	4

If the system has fire hydrants, what is the fire flow requirements? GPM for hrs.

Does the system have chlorination treatment?

Does the Company have an ADWR Gallons Per Capita Per Day (GPCPD) requirement?

If yes, provide the GPCPD amount:

Is the Water Utility located in an ADWR Active Management Area (AMA)?
If yes, which AMA?

What is the present system connection capacity (in ERCs *) using existing lines?

What is the future system connection capacity (in ERCs *) upon service area buildout?

Describe any plans and estimated completion dates for any enlargements or improvements of this system.

Well 34 replacement. Estimated completion 2022

* an ERC is based on the calculation on the bottom of AR9 page 12.

Pima Utility Company
Annual Report
 Utility Shutoffs / Disconnects
 12/31/21

Utility Shutoffs / Disconnects	
Name of the System:	PIMA UTILITIES COMPANY
ADEQ Public Water System Number:	AZ0407120
ADWR PCC Number:	91-000234.0000

Month	Termination without Notice R14-2-410.B	Termination with Notice R14-2- 410.C	Other
January	0	0	0
February	0	0	0
March	0	0	0
April	0	0	0
May	0	0	0
June	0	0	0
July	0	0	0
August	0	0	0
September	0	0	0
October	0	0	0
November	0	0	0
December	0	0	0
Total	0	0	0

Other (description):

N/A

Instructions: Fill out the Grey Cells with the relevant information. Input 0 or none if there is nothing recorded in that account or there is no applicable information to report.

Property Taxes	
----------------	--

Amount of actual property taxes paid during Calendar Year 2021 was
--

\$123,611

If no property taxes paid, explain why.

n/a

Instructions: Fill out the Grey Cells with the relevant information. Input 0 or none if there is nothing recorded in that account or there is no applicable information to report.

Verification and Sworn Statement (Taxes)

Verification: State of Arizona I, the undersigned of the
(state name)

County of (county name): Maricopa
Name (owner or official) title: Brian Smith - Vice President
Company name: Pima Utility Company

DO SAY THAT THIS ANNUAL UTILITY PROPERTY TAX AND SALES TAX REPORT TO THE ARIZONA CORPORATION COMMISSION.

FOR THE YEAR ENDING: 12/31/21

HAS BEEN PREPARED UNDER MY DIRECTION, FROM THE ORIGINAL BOOKS, PAPERS AND RECORDS OF SAID UTILITY; THAT I HAVE CAREFULLY EXAMINED THE SAME, AND DECLARE THE SAME TO BE A COMPLETE AND CORRECT STATEMENT OF BUSINESS AND AFFAIRS OF SAID UTILITY FOR THE PERIOD COVERED BY THIS REPORT IN RESPECT TO EACH AND EVERY MATTER AND THING SET FORTH, TO THE BEST OF MY KNOWLEDGE, INFORMATION AND BELIEF.

Sworn Statement: I HEREBY ATTEST THAT ALL PROPERTY TAXES FOR SAID COMPANY ARE CURRENT AND PAID IN FULL.

I HEREBY ATTEST THAT ALL SALES TAXES FOR SAID COMPANY ARE CURRENT AND PAID IN FULL.

[Signature]
signature of owner/official

480-895-9200
telephone no.

SUBSCRIBED AND SWORN TO BEFORE ME A NOTARY PUBLIC
IN AND FOR THE COUNTY

THIS

26th

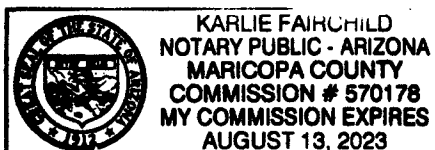
DAY OF

Maricopa
(county name)

April 2022
(month) and (year)

MY COMMISSION EXPIRES

8/13/2023
(date)



[Signature]
(signature of notary public)

Verification and Sworn Statement

Verification:

State of Arizona I, the undersigned of the
(state name)

County of (county name):

Maricopa

Name (owner or official) title:

Brian Smith - Vice President

Company name:

Pima Utility Company

DO SAY THAT THIS ANNUAL UTILITY PROPERTY TAX AND SALES TAX REPORT TO THE ARIZONA CORPORATION COMMISSION.

FOR THE YEAR ENDING: 12/31/21

HAS BEEN PREPARED UNDER MY DIRECTION, FROM THE ORIGINAL BOOKS, PAPERS AND RECORDS OF SAID UTILITY; THAT I HAVE CAREFULLY EXAMINED THE SAME, AND DECLARE THE SAME TO BE A COMPLETE AND CORRECT STATEMENT OF BUSINESS AND AFFAIRS OF SAID UTILITY FOR THE PERIOD COVERED BY THIS REPORT IN RESPECT TO EACH AND EVERY MATTER AND THING SET FORTH, TO THE BEST OF MY KNOWLEDGE, INFORMATION AND BELIEF.

Sworn Statement: IN ACCORDANCE WITH THE REQUIREMENTS OF TITLE 40, ARTICLE 8, SECTION 40-401, ARIZONA REVISED STATUTES, IT IS HEREIN REPORTED THAT THE GROSS OPERATING REVENUE OF SAID UTILITY DERIVED FROM ARIZONA INTRASTATE UTILITY OPERATIONS DURING THE CALENDAR YEAR WAS:

Arizona Intrastate Gross Operating Revenues Only (\$)

\$2,834,622

(The amount in the box above includes

\$178,847 in sales taxes
billed or collected)

[Signature]
signature of owner/official

480-895-9200

telephone no.

SUBSCRIBED AND SWORN TO BEFORE ME A NOTARY PUBLIC
IN AND FOR THE COUNTY

THIS

26th


DAY OF

Maricopa
(county name)

April 2022
(month) and (year)

MY COMMISSION EXPIRES

8/13/2023
(date)



[Signature]
(signature of notary public)

Verification and Sworn Statement (Residential Revenue)

Verification:

State of Arizona I, the undersigned of the
(state name)

County of (county name): Maricopa
Name (owner or official) title: Brian Smith - Vice President
Company name: Pima Utility Company

DO SAY THAT THIS ANNUAL UTILITY PROPERTY TAX AND SALES TAX REPORT TO THE ARIZONA CORPORATION COMMISSION.

FOR THE YEAR ENDING: 12/31/21

HAS BEEN PREPARED UNDER MY DIRECTION, FROM THE ORIGINAL BOOKS, PAPERS AND RECORDS OF SAID UTILITY; THAT I HAVE CAREFULLY EXAMINED THE SAME, AND DECLARE THE SAME TO BE A COMPLETE AND CORRECT STATEMENT OF BUSINESS AND AFFAIRS OF SAID UTILITY FOR THE PERIOD COVERED BY THIS REPORT IN RESPECT TO EACH AND EVERY MATTER AND THING SET FORTH, TO THE BEST OF MY KNOWLEDGE, INFORMATION AND BELIEF.

Sworn Statement: IN ACCORDANCE WITH THE REQUIREMENTS OF TITLE 40, ARTICLE 8, SECTION 40-401, ARIZONA REVISED STATUTES, IT IS HEREIN REPORTED THAT THE GROSS OPERATING REVENUE OF SAID UTILITY DERIVED FROM ARIZONA INTRASTATE UTILITY OPERATIONS RECEIVED FROM RESIDENTIAL CUSTOMERS DURING THE CALENDAR YEAR WAS:

Arizona Intrastate Gross Operating Revenues Only (\$)

\$1,972,763

(The amount in the box above includes

\$122,516 in sales taxes
billed or collected)

[Signature]
signature of owner/official

480-895-9200
telephone no.

SUBSCRIBED AND SWORN TO BEFORE ME A NOTARY PUBLIC
IN AND FOR THE COUNTY

Maricopa
(county name)

THIS

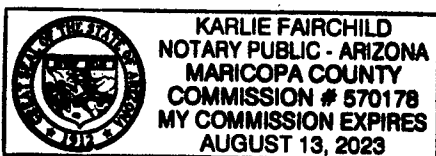
26th

DAY OF

April 2022
(month) and (year)

MY COMMISSION EXPIRES

8/13/2023
(date)



[Signature]
(signature of notary public)

Full Gross-up Method for Income Tax Statement of Certification

Verification:

State of Arizona I, the undersigned of the
(state name)

County of (county name): Maricopa
Name (owner or official) title: Brian Smith - Vice President
Company name: Pima Utility Company

FOR THE YEAR ENDING: 12/31/21

Sworn Statement:

IN ACCORDANCE WITH THE REQUIREMENTS OF DECISION NO. 77084, BECAUSE THE UTILITY REQUIRES THE GROSS UP OF ADVANCES AND CONTRIBUTIONS, I HEREBY STATE THAT THE UTILITY HAS NOT INCURRED NOR IS EXPECTED TO INCUR A NET INCREASE IN CURRENT INCOME TAX EXPENSE OR A DECREASE IN DEFERRED TAX ASSET FOR A CARRY FORWARD ACCORDING TO GAAP IN AN AMOUNT EQUAL TO OR GREATER THAN THE AMOUNT OF THE REQUIRED GROSS UP PAID BY DEVELOPERS IN THE PERIOD COVERED BY THIS ANNUAL REPORT.

[Signature]
signature of owner/official

480-895-9200
telephone no.

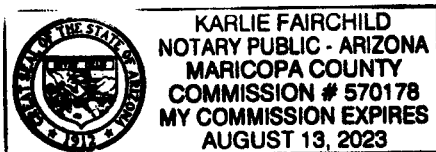
SUBSCRIBED AND SWORN TO BEFORE ME A NOTARY PUBLIC
IN AND FOR THE COUNTY

Maricopa
(county name)

THIS 26th DAY OF April 2022
(month) and (year)

MY COMMISSION EXPIRES

8/13/2023
(date)



[Signature]
(signature of notary public)