

ANNUAL REPORT

Of

Company Name: **Pima Utility Company**
9532 E. Riggs Rd.

Mailing Address: **Sun Lakes** **AZ**
85248

Docket No.: **W-02199A**
For the Year Ended: **12/31/18**

RECEIVED

MAY 14 2019

ARIZONA CORP COMMISSION
UTILITIES DIVISION - DIRECTOR'S OFFICE

WATER UTILITY

To

Arizona Corporation Commission

Due on April 15th

Email: rdelafuente@azcc.gov, mail or deliver the completed Annual Report to:

Arizona Corporation Commission
Compliance Section - Utilities Division
1200 West Washington Street
Phoenix, Arizona 85007

Application Type: **Original Filing**

Application Date: **4/24/2019**

5-16-19

ARIZONA CORPORATION COMMISSION
WATER UTILITY ANNUAL REPORT
Pima Utility Company
A Class ☒ Utility

1. For the Calendar Year Ended: 12/31/18

2. Address:

9532 E Riggs Road			
City:	Sun Lakes	State:	arizona
		Zip Code:	85248

3. Telephone Number:

480-895-9200

4. Date of Original Organization of Utility:

1972

5. Person to whom correspondence should be addressed concerning this report:

Name:

Steve Soriano

Telephone No. :

480-895-9200

Address:

9532 E Riggs Road			
City:	Sun Lakes	State:	Arizona
		Zip Code:	85248

Email:

Steve.Soriano@Robson.com

6. On-Site Manager:

Name:

Dave Voorhees

Telephone No. :

480-895-5009

Address:

24607 S Price Road			
City:	Sun Lakes	State:	Arizona
		Zip Code:	85248

Email:

Dave.Voorhees@Robson.com

7. Ownership:

"S" Corporation

8. Counties Served:

Maricopa

Utility Plant in Service (Water)							
Account No.	Description	Beginning Year Original Cost	Current Year Additions	Current Year Retirements	Adjusted Original Cost	Accumulated Depreciation	OCLD (OC less AD)
301	Organization	\$0	\$0	\$0	\$0	\$0	\$0
302	Franchises	0	0	0	0	0	0
303	Land and Land Rights	97,637	0	0	97,637	0	97,637
304	Structures and Improvements	330,756	39,609	0	370,365	219,178	151,187
305	Collecting & Improving Reservoirs	0	0	0	0	0	0
306	Lake, River, Canal Intakes	0	0	0	0	0	0
307	Wells and Springs	578,175	610,760	33,124	1,155,811	221,574	934,237
308	Infiltration Galleries	0	0	0	0	0	0
309	Supply Mains	0	0	0	0	0	0
310	Power Generation Equipment	734	4,540	0	5,274	205	5,069
311	Pumping Equipment	2,820,124	202,061	275,253	2,746,932	1,501,450	1,245,482
320	Water Treatment Equipment	0	0	0	0	0	0
320.1	Water Treatment Plants	0	0	0	0	0	0
320.2	Solution Chemical Feeders	94,796	7,044	15,633	86,207	60,448	25,759
320.3	Point-of-Use Treatment Devices	0	0	0	0	0	0
330	Distribution Reservoirs and Standpipes	0	0	0	0	0	0
330.1	Storage Tanks	1,151,875	0	0	1,151,875	612,022	539,853
330.2	Pressure Tanks	73,937	0	0	73,937	51,143	22,794
331	Transmission and Distribution Mains	2,943,500	651,966	0	3,595,466	2,147,771	1,447,695
333	Services	5,710,228	170,960	45,606	5,835,582	1,633,771	4,201,811
334	Meters and Meter Installations	929,686	73,489	22,750	980,425	417,414	563,011
335	Hydrants	891,404	0	0	891,404	703,792	187,612
336	Backflow Prevention Devices	0	0	0	0	0	0
339	Other Plant and Misc. Equipment	0	0	0	0	0	0
340	Office Furniture and Equipment	2,832	1,686	0	4,518	(1,148)	5,666
340.1	Computer & Software	13,625	0	0	13,625	1,960	11,665
341	Transportation Equipment	197,825	0	0	197,825	112,103	85,722
342	Stores Equipment	0	0	0	0	0	0
343	Tools, Shop and Garage Equipment	133,861	7,634	10,225	131,270	57,355	73,915
344	Laboratory Equipment	0	0	0	0	0	0
345	Power Operated Equipment	128,748	3,294	0	132,042	69,169	62,873
346	Communication Equipment	252,810	0	0	252,810	233,066	19,744
347	Miscellaneous Equipment	11,237	538	1,001	10,774	1,796	8,978
348	Other Tangible Plant	0	0	0	0	0	0
	Totals	\$16,363,790	\$1,773,581	\$403,592	\$17,733,779	\$8,043,069	\$9,690,710

Instructions: Fill out the Grey Cells with the relevant information. Input 0 or none if there is nothing recorded in that account or there is no applicable information to report.

Pima Utility Company
Annual Report
Depreciation Expense for the Current Year (Water)
12/31/18

Depreciation Expense for the Current Year (Water)								
Account No.	Description	Beginning Year Original Cost	Current Year Additions	Current Year Retirements	Adjusted Original Cost	Fully Depreciated/Non- depreciable Plant	Depreciation Percentages	Depreciation Expense
301	Organization	\$0	\$0	\$0	\$0	\$0	0.00%	\$0
302	Franchises	0	0	0	0	0	0.00%	0
303	Land and Land Rights	97,637	0	0	97,637	97,637	0.00%	0
304	Structures and Improvements	330,756	39,609	0	370,365	0	3.33%	11,674
305	Collecting & Improving Reservoirs	0	0	0	0	0	0.00%	0
306	Lake, River, Canal Intakes	0	0	0	0	0	0.00%	0
307	Wells and Springs	578,175	610,760	33,124	1,155,811	0	3.33%	28,871
308	Infiltration Galleries	0	0	0	0	0	0.00%	0
309	Supply Mains	0	0	0	0	0	0.00%	0
310	Power Generation Equipment	734	4,540	0	5,274	0	5.00%	150
311	Pumping Equipment	2,820,124	202,061	275,253	2,746,932	0	12.50%	231,868
320	Water Treatment Equipment	0	0	0	0	0	0.00%	0
320.1	Water Treatment Plants	0	0	0	0	0	0.00%	0
320.2	Solution Chemical Feeders	94,796	7,044	15,633	86,207	0	20.00%	18,100
320.3	Point-of-Use Treatment Devices	0	0	0	0	0	0.00%	0
330	Distribution Reservoirs and Standpipes	0	0	0	0	0	0.00%	0
330.1	Storage Tanks	1,151,875	0	0	1,151,875	0	2.22%	25,571
330.2	Pressure Tanks	73,937	0	0	73,937	0	5.00%	3,697
331	Transmission and Distribution Mains	2,943,500	651,966	0	3,595,466	0	2.00%	65,390
333	Services	5,710,228	170,960	45,606	5,835,582	0	3.33%	192,235
334	Meters and Meter Installations	929,686	73,489	22,750	980,425	0	8.33%	79,556
335	Hydrants	891,404	0	0	891,404	0	2.00%	17,828
336	Backflow Prevention Devices	0	0	0	0	0	0.00%	0
339	Other Plant and Misc. Equipment	0	0	0	0	0	0.00%	0
340	Office Furniture and Equipment	2,832	1,686	0	4,518	0	6.67%	245
340.1	Computer & Software	13,625	0	0	13,625	0	20.00%	2,725
341	Transportation Equipment	197,825	0	0	197,825	0	20.00%	39,565
342	Stores Equipment	0	0	0	0	0	0.00%	0
343	Tools, Shop and Garage Equipment	133,861	7,634	10,225	131,270	0	5.00%	6,628
344	Laboratory Equipment	0	0	0	0	0	5.00%	0
345	Power Operated Equipment	128,748	3,294	0	132,042	0	5.00%	6,520
346	Communication Equipment	252,810	0	0	252,810	0	10.00%	25,281
347	Miscellaneous Equipment	11,237	538	1,001	10,774	775	10.00%	1,023
348	Other Tangible Plant	0	0	0	0	0	0.00%	0
	Subtotal	\$16,363,790	\$1,773,581	\$403,592	\$17,733,779	\$98,412		\$756,927

Contribution(s) in Aid of Construction (Gross)	\$963,772
Less: Non Amortizable Contribution(s)	0
Fully Amortized Contribution(s)	0
Amortizable Contribution(s)	\$963,772
Times: Proposed Amortization Rate	4.29%
Amortization of CIAC	\$41,365

Less: Amortization of CIAC **\$41,365**

DEPRECIATION EXPENSE \$715,562

Instructions: Fill out the Grey Cells with the relevant information. Input 0 or none if there is nothing recorded in that account or there is no applicable information to report.

Pima Utility Company
Annual Report
Balance Sheet Assets
12/31/18

Balance Sheet Assets				
	Assets		Balance at Beginning of Year (2018)	Balance at End of Year (2018)
Account No.	Current and Accrued Assets			
131	Cash		\$459,480	\$550,368
134	Working Funds		0	0
135	Temporary Cash Investments		0	0
141	Customer Accounts Receivable		210,504	209,182
142	Other Receivables		0	0
145	Accounts Receivable - Related Party		0	0
146	Notes Receivable from Associated Companies		728,096	0
151	Plant Material and Supplies		0	0
162	Prepayments		14,301	16,058
174	Miscellaneous Current and Accrued Assets		0	0
181	Unamortized Debt Discounts		5,288	4,134
	Total Current and Accrued Assets		\$1,417,669	\$779,742
	Deferred Debits			
186.1	Deferred Rate Case Expense		\$150,000	\$120,487
	Total Deferred Debits		\$150,000	\$120,487
Account No.	Fixed Assets			
101	Utility Plant in Service*		\$16,363,790	\$17,733,779
103	Property Held for Future Use		0	0
105	Construction Work in Progress		852,612	294,988
108	Accumulated Depreciation (enter as negative)*		(7,689,735)	(8,043,069)
121	Non-Utility Property		0	0
122	Accumulated Depreciation - Non Utility		0	0
	Total Fixed Assets		\$9,526,667	\$9,985,698
	Total Assets		\$11,094,336	\$10,885,927

Instructions: Fill out the Grey Cells with the relevant information. Input 0 or none if there is nothing recorded in that account or there is no applicable information to report.

*Note these items feed automatically from AR3 UPIS Page 3

Pima Utility Company
Annual Report
Balance Sheet Liabilities and Owners Equity

Balance Sheet Liabilities and Owners Equity				
	Liabilities		Balance at Beginning of Year (2018)	Balance at End of Year (2018)
Account No.	Current Liabilities			
231	Accounts Payable		\$273,136	\$150,503
232	Notes Payable (Current Portion)		279,000	279,000
233	Accounts Payable - Related Party		0	135
234	Notes Payable to Associated Companies		0	34,059
235	Customer Deposits		5,867	5,065
236	Accrued Taxes		102,651	93,207
237	Accrued Interest		4,110	13,606
242	Miscellaneous Current and Accrued Liabilities		128,537	126,892
	Total Current Liabilities		\$793,301	\$702,467
	Long Term Debt			
223	Advances from Associated Companies		\$0	\$272,128
224	Long Term Debt (Notes and Bonds)		3,789,750	3,510,750
	Total Long Term Debt		\$3,789,750	\$3,782,878
	Deferred Credits			
251	Unamortized Premium on Debt		\$0	\$0
252	Advances in Aid of Construction		0	0
255	Accumulated Deferred Investment Tax Credits		0	0
271	Contributions in Aid of Construction		963,772	963,772
272	Less: Amortization of Contributions		(604,489)	(645,854)
281	Accumulated Deferred Income Tax		0	0
	Total Deferred Credits		\$359,283	\$317,918
	Total Liabilities		\$4,942,334	\$4,803,263
	Capital Accounts			
201	Common Stock Issued		\$107,416	\$107,416
211	Other Paid-In Capital		6,763,835	6,763,835
215	Retained Earnings		(719,249)	(788,587)
218	Proprietary Capital (Sole Props and Partnerships)		0	0
	Total Capital		\$6,152,002	\$6,082,664
	Total Liabilities and Capital		\$11,094,336	\$10,885,927

Instructions: Fill out the Grey Cells with the relevant information. Input 0 or none if there is nothing recorded in that account or there is no applicable information to report.

Note: Total liabilities and Capital must match total assets for the beginning and end of the year!

Pima Utility Company
Annual Report
Water Comparative Income Statement
12/31/18

Water Comparative Income Statement			
Account No.	Calendar Year	Current Year 01/01/2018 - 12/31/2018	Last Year 01/01/2017 - 12/31/2017
	Operating Revenue		
461	Metered Water Revenue	\$2,657,521	\$2,562,023
460	Unmetered Water Revenue	0	0
462	Fire Protection Revenue	0	0
469	Guaranteed Revenues (Surcharges)	0	0
471	Miscellaneous Service Revenues	0	0
474	Other Water Revenue	34,049	35,407
	Total Revenues	\$2,691,570	\$2,597,430
	Operating Expenses		
601	Salaries and Wages	\$406,152	\$367,190
603	Salaries and Wages - Officers	\$42,891	\$42,891
604	Employee Pensions and Benefits	83,373	67,134
610	Purchased Water	0	0
615	Purchased Power	279,948	266,187
618	Chemicals	31,460	22,996
620	Materials and Supplies	0	0
620.1	Repairs and Maintenance	50,301	77,666
620.2	Office Supplies and Expense	76,042	65,034
630	Contractual Services	0	0
631	Contractual Services - Engineering	36	0
632	Contractual Services - Accounting	6,420	4,375
633	Contractual Services - Legal	216	2,923
634	Contractual Services - Management Fees	0	0
635	Contractual Services - Water Testing	3,991	15,454
636	Contractual Services - Other	86,528	89,020
640	Rents	0	0
641	Rental of Building/Real Property	0	0
642	Rental of Equipment	1,025	450
650	Transportation Expenses	30,536	21,846
656	Insurance - Vehicles	11,580	19,281
657	Insurance - General Liability	50,390	48,024
657.1	Insurance - Health and Life	0	0
665	Regulatory Commission Expense - Rate	6,028	(45,682)
670	Bad Debt Expense	3,832	4,101
675	Miscellaneous Expense	24,090	14,842
403	Depreciation Expense (From Schedule AR4)	715,562	788,091
408	Taxes Other Than Income	26,501	23,671
408.11	Property Taxes	122,633	137,463
408.12	Payroll Taxes	27,703	26,114
409	Income Taxes	0	0
427.1	Customer Security Deposit Interest	0	0
434	Rate Case Adjustments	0	33,997
	Total Operating Expenses	\$2,087,238	\$2,093,068
	Operating Income / (Loss)	\$604,332	\$504,362
	Other Income / (Expense)		
419	Interest and Dividend Income	\$27,155	\$100,311
421	Non-Utility Income	1,862	1,518
426	Miscellaneous Non-Utility (Expense)	(3,183)	(1,167)
427	Interest (Expense)	(163,496)	(131,450)
	Total Other Income / (Expense)	(\$137,662)	(\$30,788)
	Net Income / (Loss)	\$466,670	\$473,574

Instructions: Fill out the Grey Cells with the relevant information. Input 0 or none if there is nothing recorded in that account or there is no applicable information to report.

Pima Utility Company
Annual Report
Full time equivalent employees
12/31/18

Full time equivalent employees

	Direct Company	Outside service	Total
President	0.0000	0.0027	0.0027
Vice-president	0.0190	0.0000	0.0190
Manager	0.3433	0.2000	0.5433
Engineering Staff	0.0000	0.0000	0.0000
System Operator(s)	5.2925	0.0000	5.2925
Meter reader	3.4749	0.0000	3.4749
Customer Service	0.3786	0.0000	0.3786
Accounting	0.0000	0.7830	0.7830
Business Office	0.0000	0.0160	0.0160
Rates Department	0.0000	0.0000	0.0000
Administrative Staff	0.3563	0.0000	0.3563
Other	0.0000	0.0000	0.0000
Total	9.8646	1.0017	10.8663

Instructions: Fill out the Grey Cells with the relevant information. Input 0 or none if there is nothing recorded in that account or there is no applicable information to report. A full-time employee is based on 2080 total hours per year. Please calculate partial employees using 2080 hours.

Pima Utility Company
Annual Report
Supplemental Financial Data (Long-Term Debt)
12/31/18

Supplemental Financial Data (Long-Term Debt)				
	Loan #1	Loan #2	Loan #3	Loan #4
Date Issued	1/18/2009	8/6/2012	7/13/2017	n/a
Source of Loan	IDA Bonds	Wells Fargo	Wells Fargo	n/a
ACC Decision No.	59134	73078	75985	n/a
Reason for Loan	Construction	Refinance/Constr	Refinance/Constr	n/a
Dollar Amt. Issued	\$10,300,000	\$4,185,000	\$4,185,000	n/a
Amount Outstanding	\$0	\$0	\$3,789,750	n/a
Date of Maturity	Various	7/25/2017	7/10/2022	n/a
Interest Rate	7.25%	3.04%	4.17%	n/a
Current Year Interest	\$0	\$0	\$163,496	n/a
Current Year Principal	\$0	\$0	\$279,000	n/a

Meter Deposit Balance at Test Year End:	\$5,065
---	---------

Meter Deposits Refunded During the Test Year:	\$802
---	-------

List all bonds, notes, loans, and other types of indebtedness in which the proceeds were used in the provision of public utility service. Indebtedness incurred for personal uses by the owner of the utility should not be listed. Input 0 or none if there is nothing to report for that cell.

Well and Water Usage									
Name of the System:		PIMA UTILITIES COMPANY							
ADEQ Public Water System Number:		AZ0407120							
ADWR PCC Number:		91-000234.0000							
Well registry 55# (55-XXXXXX):	Pump Horsepower	Pump Yield (gpm)	Casing Depth (feet)	Casing Diameter (inches)	Pump Motor Type **	Year Drilled	Meter Size (inches)	How measured:	Active
55-520891	150	1,600	900	20 / 16	submersible	1988	10 / 8 / 10	Metered	YES
55-625796	200	1,700	600	20	turbine	1952	12	Metered	YES
55-806730	200	1,200	861	16	turbine	rehab 1994	12	Metered	YES
55-566937	200	1,500	910	20	turbine	1999	12	Metered	YES
55-625798	125	1,100	820	20	turbine	1947	10	Metered	YES
55-625799	250	2,200	750	16	turbine	1950	10	Metered	YES
55-625800	150	1,600	502	14	turbine	1955	8	Metered	YES
55-514527	150	1,500	874	20 / 16	turbine	1986	8	Metered	YES
0	0	0	0	0	0	0	0	0	0
0	0	0	0	0	0	0	0	0	0
0	0	0	0	0	0	0	0	0	0
0	0	0	0	0	0	0	0	0	0
0	0	0	0	0	0	0	0	0	0
0	0	0	0	0	0	0	0	0	0
0	0	0	0	0	0	0	0	0	0
0	0	0	0	0	0	0	0	0	0
0	0	0	0	0	0	0	0	0	0
0	0	0	0	0	0	0	0	0	0

Name of system water delivered to:		PIMA UTILITIES COMPANY							
ADWR PCC Number:		91-000234.0000							
Source of water delivered to another system		NA							
Name of system water received from:		NA							
ADWR PCC Number:		NA							
Source of water received		NA							
Well registry 55# (55-XXXXXX):		NA							

Month	Water withdrawn (acre ft) ¹	Water sold (acre ft) ²	Water delivered (sold) to other systems (acre ft) ³	Water received (purchased) from other systems (acre ft) ⁴	Estimated authorized use (acre ft) ⁵	Purchased Power Expense ⁶	Purchased Power (kWh) ⁷
January	367	329	0	0	8	\$16,957	247,987
February	340	298	0	0	10	16,670	243,727
March	435	358	0	0	8	15,504	226,420
April	543	489	0	0	9	19,748	287,181
May	675	640	0	0	9	22,859	328,683
June	712	655	0	0	6	28,447	410,347
July	769	711	0	0	6	30,289	422,218
August	668	619	0	0	7	32,811	461,996
September	595	541	0	0	6	28,579	408,586
October	411	386	0	0	8	26,506	379,614
November	456	417	0	0	9	20,702	296,112
December	323	267	0	0	8	20,876	297,602
Totals	6,294	5,710	0	0	94	\$279,948	4,010,473

If applicable, in the space below please provide a description for all un-metered water use along with amounts:
N/A

Instructions: Fill out the Grey Cells with the relevant information. Input 0 or none if there is nothing recorded in that account or there is no applicable information to report.

- 1 Water withdrawn - Total acre feet of water withdrawn from pumped sources.
- 2 Water sold - Total acre feet from customer meters, and other sales such as construction water.
- 3 Water delivered (sold) to other systems - Total acre feet of water delivered to other systems.
- 4 Water received (purchased) from other systems - Total acre feet of water purchased/received from other systems.
- 5 Estimated authorized use - Total estimated acre feet from authorized metered or unmetered use. Authorized uses such as flushing (mains, services and hydrants) draining/cleaning tanks, process, construction, fire fighting, etc. Non-authorized use (real losses) are service line breaks and leaks, water main breaks, meter inaccuracies and theft.
- 6 Enter the total purchased power costs for the power meters associated with this system.
- 7 Enter the total purchased kWh used by the power meters associated with this system.

Well and Water Usage									
Name of the System: PIMA UTILITIES COMPANY									
ADBO Public Water System Number: AZ0407120									
ADWR PCC Number: 91-000234.0000									
Well registry 55# (55-XXXXXX):									
Pump Horsepower	Pump Yield (gpm)	Casing Depth (feet)	Casing Diameter (inches)	Pump Motor Type **	Year Drilled	Meter Size (inches)	How measured:	Active	
55-520891	150	1,600	900	20 / 16	submersible	1983	10 / 8 / 10	Metered	YES
55-625796	200	1,700	600	20	turbine	1952	12	Metered	YES
55-806730	200	1,200	861	16	turbine	rehab 1994	12	Metered	YES
55-366937	200	1,500	910	20	turbine	1999	12	Metered	YES
55-425798	125	1,100	820	20	turbine	1947	10	Metered	YES
55-625799	250	2,200	750	16	turbine	1950	10	Metered	YES
55-625800	150	1,600	502	14	turbine	1953	8	Metered	YES
55-514527	150	1,500	874	20 / 16	turbine	1986	8	Metered	YES
0	0	0	0	0	0	0	0	0	0
0	0	0	0	0	0	0	0	0	0
0	0	0	0	0	0	0	0	0	0
0	0	0	0	0	0	0	0	0	0
0	0	0	0	0	0	0	0	0	0
0	0	0	0	0	0	0	0	0	0
0	0	0	0	0	0	0	0	0	0
0	0	0	0	0	0	0	0	0	0
0	0	0	0	0	0	0	0	0	0
0	0	0	0	0	0	0	0	0	0

Name of system water delivered to: PIMA UTILITIES COMPANY	
ADWR PCC Number:	91-000234.0000
Source of water delivered to another system	ground water
Name of system water received from: PIMA UTILITIES COMPANY	
ADWR PCC Number:	91-000234.0000
Source of water received	ground water
Well registry 55# (55-XXXXXX):	na

Month	Water withdrawn (acre ft) ¹	Water sold (acre ft) ²	Water delivered (sold) to other systems (acre ft) ³	Water received (purchased) from other systems (acre ft) ⁴	Estimated authorized use (acre ft) ⁵	Purchased Power Expense ⁶	Purchased Power (kWh) ⁷
January	367	329	0	0	8	\$16,957	247,987
February	340	298	0	0	10	16,670	243,727
March	435	358	0	0	8	15,504	226,420
April	543	489	0	0	9	19,748	287,181
May	675	640	0	0	9	22,859	328,683
June	712	655	0	0	6	28,447	410,347
July	769	711	0	0	6	30,289	422,218
August	668	619	0	0	7	32,811	461,996
September	595	541	0	0	6	28,579	408,586
October	411	386	0	0	8	26,506	379,614
November	456	417	0	0	9	20,702	296,112
December	323	267	0	0	8	20,876	297,602
Totals	6,294	5,710	0	0	94	\$279,948	4,010,473

If applicable, in the space below please provide a description for all un-metered water use along with amounts:

N/A

Instructions: Fill out the Grey Cells with the relevant information. Input 0 or none if there is nothing recorded in that account or there is no applicable information to report.

1 Water withdrawn - Total acre feet of water withdrawn from pumped sources.
2 Water sold - Total acre feet from customer meters, and other sales such as construction water.
3 Water delivered (sold) to other systems - Total acre feet of water delivered to other systems.
4 Water received (purchased) from other systems - Total acre feet of water purchased/received from other systems.
5 Estimated authorized use - Total estimated acre feet from authorized metered or unmetered use. Authorized uses such as flushing (mains, services and hydrants) draining/cleaning tanks, process, construction, fire fighting, etc. Non-authorized use (real losses) are service line breaks and leaks, water main breaks, meter inaccuracies and theft.
6 Enter the total purchased power costs for the power meters associated with this system.
7 Enter the total purchased kWh used by the power meters associated with this system.

Water Utility Plant Description		
Name of the System:	PIMA UTILITIES COMPANY	
ADEQ Public Water System Number:	AZ0407120	
ADWR PCC Number:	91-000234.0000	

MAINS		
Sizes (inches)	Material	Length (feet)
2.00	PVC	221
4.00	PVC	7,031
6.00	PVC	306,747
8.00	PVC	96,682
10.00	PVC	43,488
12.00	PVC	13,527
NA	NA	NA
NA	NA	NA
NA	NA	NA
NA	NA	NA
NA	NA	NA
NA	NA	NA
NA	NA	NA
NA	NA	NA

SERVICE LINES	
Material	Percent of system
Black poly	10%
copper	90%
na	na
na	na
na	na

CUSTOMER METERS	
Size (inches)	Quantity
5/8 X 3/4	9,801
0.75	4
1	293
1.5	14
2	98
3	15
4	1
8	5
10	3
NA	NA
NA	NA
NA	NA
NA	NA
NA	NA
NA	NA
NA	NA
NA	NA
NA	NA

BOOSTER PUMPS		
Horsepower	GPM	Quantity
75	650	4
40	450	2
25	250	8
60	500	1

FIRE HYDRANTS	
Type	Quantity
Standard *	709
Other	0

STORAGE TANKS		
Capacity (gallons)	Material	Quantity
400,000	CARBON STEEL	1
600,000	CARBON STEEL	1
750,000	CARBON STEEL	2
N/A	N/A	N/A
N/A	N/A	N/A
N/A	N/A	N/A

PRESSURE/BLADDER TANKS		
Capacity (gallons)	Material	Quantity
5,000	STEEL	1
15,000	STEEL	1
N/A	N/A	N/A
N/A	N/A	N/A
N/A	N/A	N/A
N/A	N/A	N/A

Instructions: Fill out the Grey Cells with the relevant information. Input 0 or none if there is nothing recorded in that account or there is no applicable information to report. Copy and paste this sheet as many times as is necessary.

* A standard fire hydrant has two 2.5 inch hose connection nozzles with 7.5 threads per inch, and one 4.5 inch pumper connection nozzle with 4 threads per inch.

Annual Report
Water Utility Plant Description (Continued)
12/31/18

Water Utility Plant Description (Continued)

For the following three items, list the utility owned assets in each category for each system.

TREATMENT EQUIPMENT:	Chlorinators (5)
STRUCTURES:	Fences, Enclosures, Storage
OTHER:	Pumps, Hoses, Vehicles, Generators

Instructions: Fill out the Grey Cells with the relevant information. Input 0 or none if there is nothing recorded in that account or there is no applicable information to report. Copy and paste this sheet as many times as is necessary.

Customer and Other Information	
Name of the System:	PIMA UTILITIES COMPANY
ADEQ Public Water System Number:	AZ0407120
ADWR PCC Number:	91-000234.0000

Month	Number of Customers				
	Single-Family	Multi-Family	Commercial	Turf/Irrigation	Other Non-Residential
January	9,980	0	229	10	0
February	9,981	0	228	10	0
March	9,982	0	230	10	0
April	9,984	0	230	10	0
May	9,979	0	231	10	0
June	9,984	0	230	10	0
July	9,982	0	229	10	0
August	9,983	0	230	10	0
September	9,980	0	229	10	0
October	9,983	0	230	10	0
November	9,981	0	232	10	0
December	9,982	0	231	10	0

If the system has fire hydrants, what is the fire flow requirements? GPM for hrs.

Does the system have chlorination treatment?

Does the Company have an ADWR Gallons Per Capita Per Day (GPCPD) requirement?

If yes, provide the GPCPD amount:

Is the Water Utility located in an ADWR Active Management Area (AMA)?

If yes, which AMA?

Instructions: Fill out the Grey Cells with the relevant information. Input 0 or none if there is nothing recorded in that account or there is no applicable information to report. Copy and paste this sheet as many times as is necessary.

Pima Utility Company
Annual Report
Property Taxes
12/31/18

Property Taxes	
----------------	--

Amount of actual property taxes paid during Calendar Year 2018 was
--

\$126,351

If no property taxes paid, explain why.

n/a

Instructions: Fill out the Grey Cells with the relevant information. Input 0 or none if there is nothing recorded in that account or there is no applicable information to report.

Pima Utility Company
Annual Report
Verification and Sworn Statement (Taxes)
12/31/18

RECEIVED
APR 26 2019
ARIZONA CORP COMMISSION
UTILITIES DIVISION - DIRECTOR'S OFFICE

Verification and Sworn Statement (Taxes)

Verification: State of Arizona I, the undersigned of the
(state name)

County of (county name): Maricopa
Name (owner or official) title: Steve Soriano / General Manager
Company name: Pima Utility Company

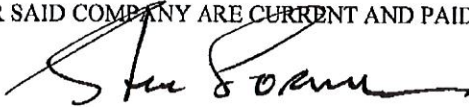
DO SAY THAT THIS ANNUAL UTILITY PROPERTY TAX AND SALES TAX REPORT TO THE ARIZONA CORPORATION COMMISSION.

FOR THE YEAR ENDING: 12/31/18

HAS BEEN PREPARED UNDER MY DIRECTION, FROM THE ORIGINAL BOOKS, PAPERS AND RECORDS OF SAID UTILITY; THAT I HAVE CAREFULLY EXAMINED THE SAME, AND DECLARE THE SAME TO BE A COMPLETE AND CORRECT STATEMENT OF BUSINESS AND AFFAIRS OF SAID UTILITY FOR THE PERIOD COVERED BY THIS REPORT IN RESPECT TO EACH AND EVERY MATTER AND THING SET FORTH, TO THE BEST OF MY KNOWLEDGE, INFORMATION AND BELIEF.

Sworn Statement: I HEREBY ATTEST THAT ALL PROPERTY TAXES FOR SAID COMPANY ARE CURRENT AND PAID IN FULL.

I HEREBY ATTEST THAT ALL SALES TAXES FOR SAID COMPANY ARE CURRENT AND PAID IN FULL.



signature of owner/official

480-895-9200

telephone no.


SUBSCRIBED AND SWORN TO BEFORE ME A NOTARY PUBLIC
IN AND FOR THE COUNTY

THIS 26th DAY OF

Maricopa
(county name)
April, 2019
(month) and (year)

MY COMMISSION EXPIRES

4/25/21
(date)




(signature of notary public)

Verification and Sworn Statement

RECEIVED

APR 26 2019

ARIZONA CORP COMMISSION
UTILITIES DIVISION - DIRECTOR'S OFFICE

Verification:

State of Arizona I, the undersigned of the
(state name)

County of (county name): Maricopa

Name (owner or official) title: Steve Soriano / General Manager

Company name: Pima Utility Company

DO SAY THAT THIS ANNUAL UTILITY PROPERTY TAX AND SALES TAX REPORT TO THE ARIZONA CORPORATION COMMISSION.

FOR THE YEAR ENDING: 12/31/18

HAS BEEN PREPARED UNDER MY DIRECTION, FROM THE ORIGINAL BOOKS, PAPERS AND RECORDS OF SAID UTILITY; THAT I HAVE CAREFULLY EXAMINED THE SAME, AND DECLARE THE SAME TO BE A COMPLETE AND CORRECT STATEMENT OF BUSINESS AND AFFAIRS OF SAID UTILITY FOR THE PERIOD COVERED BY THIS REPORT IN RESPECT TO EACH AND EVERY MATTER AND THING SET FORTH, TO THE BEST OF MY KNOWLEDGE, INFORMATION AND BELIEF.

Sworn Statement: IN ACCORDANCE WITH THE REQUIREMENTS OF TITLE 40, ARTICLE 8, SECTION 40-401, ARIZONA REVISED STATUTES, IT IS HEREIN REPORTED THAT THE GROSS OPERATING REVENUE OF SAID UTILITY DERIVED FROM ARIZONA INTRASTATE UTILITY OPERATIONS DURING THE CALENDAR YEAR WAS:

Arizona Intrastate Gross Operating Revenues Only (\$)

\$2,872,643

(The amount in the box above includes

\$181,073 in sales taxes
billed or collected)

Steve Soriano
signature of owner/official

480-895-9200

telephone no.

SUBSCRIBED AND SWORN TO BEFORE ME A NOTARY PUBLIC
IN AND FOR THE COUNTY

THIS

26th

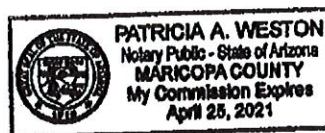
DAY OF

Maricopa
(county name)

April, 2019
(month) and (year)

MY COMMISSION EXPIRES

4/25/21
(date)



Patricia A. Weston
(signature of notary public)

Verification and Sworn Statement (Residential Revenue)	
Verification:	
State of	Arizona I, the undersigned of the (state name)
County of (county name):	Maricopa
Name (owner or official) title:	Steve Soriano / General Manager
Company name:	Pima Utility Company

RECEIVED
APR 26 2019
ARIZONA CORP COMMISSION
UTILITIES DIVISION - DIRECTOR'S OFFICE

DO SAY THAT THIS ANNUAL UTILITY PROPERTY TAX AND SALES TAX REPORT TO THE ARIZONA CORPORATION COMMISSION.

FOR THE YEAR ENDING: 12/31/18

HAS BEEN PREPARED UNDER MY DIRECTION, FROM THE ORIGINAL BOOKS, PAPERS AND RECORDS OF SAID UTILITY; THAT I HAVE CAREFULLY EXAMINED THE SAME, AND DECLARE THE SAME TO BE A COMPLETE AND CORRECT STATEMENT OF BUSINESS AND AFFAIRS OF SAID UTILITY FOR THE PERIOD COVERED BY THIS REPORT IN RESPECT TO EACH AND EVERY MATTER AND THING SET FORTH, TO THE BEST OF MY KNOWLEDGE, INFORMATION AND BELIEF.

Sworn Statement: IN ACCORDANCE WITH THE REQUIREMENTS OF TITLE 40, ARTICLE 8, SECTION 40-401, ARIZONA REVISED STATUTES, IT IS HEREIN REPORTED THAT THE GROSS OPERATING REVENUE OF SAID UTILITY DERIVED FROM ARIZONA INTRASTATE UTILITY OPERATIONS RECEIVED FROM RESIDENTIAL CUSTOMERS DURING THE CALENDAR YEAR WAS:

Arizona Intrastate Gross Operating Revenues Only (\$)

\$1,942,200
(The amount in the box above includes
\$121,711 in sales taxes
billed or collected)



signature of owner/official

480-895-9200

telephone no.

SUBSCRIBED AND SWORN TO BEFORE ME A NOTARY PUBLIC
IN AND FOR THE COUNTY

Maricopa
(county name)

THIS

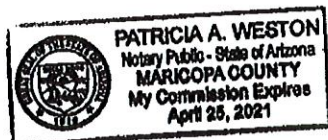
26th

DAY OF

April, 2019
(month) and (year)

MY COMMISSION EXPIRES

4/25/21
(date)




(signature of notary public)