

ANNUAL REPORT

Of

Company Name: **Pima Utility Company**
9532 E. Riggs Rd.

Mailing Address: **Sun Lakes** **AZ**
85248

Docket No.: **W-02199A**
For the Year Ended: **12/31/20**

RECEIVED BY EMAIL
5/14/2021, 10:21 AM
ARIZONA CORPORATION COMMISSION
UTILITIES DIVISION

WATER UTILITY

To

Arizona Corporation Commission

Due on April 15th

Email: Util-Compliance@azcc.gov, mail or deliver the completed Annual Report to:

Arizona Corporation Commission
Compliance Section - Utilities Division
1200 West Washington Street
Phoenix, Arizona 85007

Application Type: **Original Filing**
Application Date: **4/22/2021**

ARIZONA CORPORATION COMMISSION
WATER UTILITY ANNUAL REPORT
Pima Utility Company
A Class ☒ Utility

For the Calendar Year Ended: 12/31/20

Primary Address: 9532 E Riggs Road
City: Sun Lakes State: Arizona Zip Code: 85248

Telephone Number: 480-895-9200

Date of Original Organization of Utility: 1972

Person to whom correspondence should be addressed concerning this report:

Name: Brian Smith
Telephone No. : 480-895-9200
Address: 9532 E Riggs Road
City: Sun Lakes State: Arizona Zip Code: 85248
Email: Brian.Smith@Robson.com

On-Site Manager
Name: Dave Voorhees
Telephone No. : 480-895-9200
Address: 24607 S Price Road
City: Sun Lakes State: Arizona Zip Code: 85248
Email: Dave.Voorhees@Robson.com

NA
Name: .
Telephone No. : .
Address: .
City: . State: Arizona Zip Code: .
Email: .

NA
Name: .
Telephone No. : .
Address: .
City: . State: Arizona Zip Code: .
Email: .

NA
Name: .
Telephone No. : .
Address: .
City: . State: Arizona Zip Code: .
Email: .

Ownership: "S" Corporation

Counties Served: Maricopa

ARIZONA CORPORATION COMMISSION
WATER UTILITY ANNUAL REPORT
Pima Utility Company

Important changes during the year	
-----------------------------------	--

No	For those companies not subject to the affiliated interest rules, has there been a change in ownership or direct control during the year?
	If yes, please provide specific details in the box below.
	n/a

No	Has the company been notified by any other regulatory authorities during the year, that they are out of compliance?
	If yes, please provide specific details in the box below.
	n/a

Utility Plant in Service (Water)							
Account No.	Description	Beginning Year Original Cost	Current Year Additions	Current Year Retirements	Adjusted Original Cost	Accumulated Depreciation	OCLD (OC less AD)
301	Organization	\$0	\$0	\$0	\$0	\$0	\$0
302	Franchises	0	\$0	\$0	0	0	0
303	Land and Land Rights	97,637	\$0	\$0	97,637	0	97,637
304	Structures and Improvements	400,817	56,060	8,500	448,377	229,657	218,720
305	Collecting & Improving Reservoirs	0	\$0	\$0	0	0	0
306	Lake, River, Canal Intakes	0	\$0	\$0	0	0	0
307	Wells and Springs	1,101,778	\$0	\$0	1,101,778	206,658	895,120
308	Infiltration Galleries	0	\$0	\$0	0	0	0
309	Supply Mains	0	\$0	\$0	0	0	0
310	Power Generation Equipment	5,274	14,951	0	20,225	1,106	19,119
311	Pumping Equipment	2,910,048	306,113	13,463	3,202,698	1,654,846	1,547,852
320	Water Treatment Equipment	0	\$0	\$0	0	0	0
320.1	Water Treatment Plants	0	\$0	\$0	0	0	0
320.2	Solution Chemical Feeders	100,682	11,791	9,926	102,547	87,131	15,416
320.3	Point-of-Use Treatment Devices	0	\$0	\$0	0	0	0
330	Distribution Reservoirs and Standpipes	0	\$0	\$0	0	0	0
330.1	Storage Tanks	1,148,351	\$0	\$0	1,148,351	659,524	488,827
330.2	Pressure Tanks	73,937	0	2,865	71,072	55,600	15,472
331	Transmission and Distribution Mains	3,757,187	14,952	0	3,772,139	2,296,591	1,475,548
333	Services	5,972,727	137,711	44,122	6,066,316	1,946,661	4,119,655
334	Meters and Meter Installations	1,027,373	73,714	86,563	1,014,524	480,911	533,613
335	Hydrants	898,604	2,687	1,900	899,391	737,772	161,619
336	Backflow Prevention Devices	0	\$0	\$0	0	0	0
339	Other Plant and Misc. Equipment	0	\$0	\$0	0	0	0
340	Office Furniture and Equipment	4,518	\$0	\$0	4,518	(546)	5,064
340.1	Computer & Software	24,322	\$0	\$0	24,322	10,619	13,703
341	Transportation Equipment	295,944	47,833	0	343,777	219,368	124,409
342	Stores Equipment	0	\$0	\$0	0	0	0
343	Tools, Shop and Garage Equipment	131,270	6,289	664	136,895	69,958	66,936
344	Laboratory Equipment	0	\$0	\$0	0	0	0
345	Power Operated Equipment	134,100	2,141	0	136,241	82,581	53,660
346	Communication Equipment	253,690	\$0	\$0	253,690	253,690	0
347	Miscellaneous Equipment	10,774	\$0	\$0	10,774	3,895	6,879
348	Other Tangible Plant	0	\$0	\$0	0	0	0
	Totals	\$18,349,033	\$674,242	\$168,003	\$18,855,271	\$8,996,023	\$9,859,248

Pima Utility Company
Annual Report
Depreciation Expense for the Current Year (Water)
12/31/20

Depreciation Expense for the Current Year (Water)									
Account No.	Description	Beginning Year Original Cost	Current Year Additions	Current Year Retirements	Adjusted Original Cost	Fully Depreciated/Non-depreciable Plant	Depreciable Plant	Depreciation Percentages	Depreciation Expense
301	Organization	\$0	\$0	\$0	\$0	\$0	\$0	0.00%	\$0
302	Franchises	0	0	0	0	0	0	0.00%	0
303	Land and Land Rights	97,637	0	0	97,637	97,637	0	0.00%	0
304	Structures and Improvements	400,817	56,060	8,500	448,377	0	448,377	3.33%	14,139
305	Collecting & Improving Reservoirs	0	0	0	0	0	0	0.00%	0
306	Lake, River, Canal Intakes	0	0	0	0	0	0	0.00%	0
307	Wells and Springs	1,101,778	0	0	1,101,778	0	1,101,778	3.33%	36,689
308	Infiltration Galleries	0	0	0	0	0	0	0.00%	0
309	Supply Mains	0	0	0	0	0	0	0.00%	0
310	Power Generation Equipment	5,274	14,951	0	20,225	0	20,225	5.00%	637
311	Pumping Equipment	2,910,048	306,113	13,463	3,202,698	0	3,202,698	8.33%	254,596
320	Water Treatment Equipment	0	0	0	0	0	0	0.00%	0
320.1	Water Treatment Plants	0	0	0	0	0	0	0.00%	0
320.2	Solution Chemical Feeders	100,682	11,791	9,926	102,547	0	102,547	20.00%	20,323
320.3	Point-of-Use Treatment Devices	0	0	0	0	0	0	0.00%	0
330	Distribution Reservoirs and Standpipes	0	0	0	0	0	0	0.00%	0
330.1	Storage Tanks	1,148,351	0	0	1,148,351	0	1,148,351	2.22%	25,493
330.2	Pressure Tanks	73,937	0	2,865	71,072	0	71,072	5.00%	3,625
331	Transmission and Distribution Mains	3,757,187	14,952	0	3,772,139	0	3,772,139	2.00%	75,293
333	Services	5,972,727	137,711	44,122	6,066,316	0	6,066,316	3.33%	200,441
334	Meters and Meter Installations	1,027,373	73,714	86,563	1,014,524	0	1,014,524	8.33%	85,045
335	Hydrants	898,604	2,687	1,900	899,391	0	899,391	2.00%	17,980
336	Backflow Prevention Devices	0	0	0	0	0	0	0.00%	0
339	Other Plant and Misc. Equipment	0	0	0	0	0	0	0.00%	0
340	Office Furniture and Equipment	4,518	0	0	4,518	0	4,518	6.67%	301
340.1	Computer & Software	24,322	0	0	24,322	0	24,322	20.00%	4,864
341	Transportation Equipment	295,944	47,833	0	343,777	0	343,777	20.00%	63,972
342	Stores Equipment	0	0	0	0	0	0	0.00%	0
343	Tools, Shop and Garage Equipment	131,270	6,289	664	136,895	0	136,895	5.00%	6,704
344	Laboratory Equipment	0	0	0	0	0	0	0.00%	0
345	Power Operated Equipment	134,100	2,141	0	136,241	0	136,241	5.00%	6,759
346	Communication Equipment	253,690	0	0	253,690	253,690	0	10.00%	0
347	Miscellaneous Equipment	10,774	0	0	10,774	275	10,499	10.00%	1,050
348	Other Tangible Plant	0	0	0	0	0	0	10.00%	0
	Subtotal	\$18,349,033	\$674,242	\$168,003	\$18,855,271	\$351,602	\$18,503,669		\$817,913

Contribution(s) in Aid of Construction (Gross)	\$963,722
Less: Non Amortizable Contribution(s)	0
Fully Amortized Contribution(s)	0
Amortizable Contribution(s)	\$963,722
Times: Proposed Amortization Rate	4.42%
Amortization of CIAC	\$42,602

Less: Amortization of CIAC **\$42,602**

DEPRECIATION EXPENSE **\$775,310**

Pima Utility Company
Annual Report
Balance Sheet Assets
12/31/20

Balance Sheet Assets				
	Assets		Balance at Beginning of Year (2020)	Balance at End of Year (2020)
Account No.	Current and Accrued Assets			
131	Cash		\$900,106	\$171,747
134	Working Funds		0	0
135	Temporary Cash Investments		0	0
141	Customer Accounts Receivable		179,411	212,399
142	Other Receivables		0	0
145	Accounts Receivable - Related Party		0	0
146	Notes Receivable from Associated Companies		0	48,970
151	Plant Material and Supplies		0	0
162	Prepayments		11,692	13,546
174	Miscellaneous Current and Accrued Assets		0	0
181	Unamortized Debt Discounts		2,981	1,827
	Total Current and Accrued Assets		\$1,094,190	\$448,489
	Deferred Debits			
186.1	Deferred Rate Case Expense		\$90,957	\$61,448
	Total Deferred Debits		\$90,957	\$61,448
Account No.	Fixed Assets			
101	Utility Plant in Service*		\$18,349,033	\$18,855,271
103	Property Held for Future Use		0	0
105	Construction Work in Progress		354,496	1,483,318
108	Accumulated Depreciation (enter as negative)*		(8,341,413)	(8,996,023)
121	Non-Utility Property		0	0
122	Accumulated Depreciation - Non Utility		0	0
	Total Fixed Assets		\$10,362,116	\$11,342,566
	Total Assets		\$11,547,263	\$11,852,502

*Note these items feed automatically from AR3 UPIS Page 4

Pima Utility Company
Annual Report
Balance Sheet Liabilities and Owners Equity

Balance Sheet Liabilities and Owners Equity				
	Liabilities		Balance at Beginning of Year (2020)	Balance at End of Year (2020)
Account No.	Current Liabilities			
231	Accounts Payable		\$255,244	\$94,087
232	Notes Payable (Current Portion)		279,000	279,000
233	Accounts Payable - Related Party		0	0
234	Notes Payable to Associated Companies		6,054	0
235	Customer Deposits		6,053	7,829
236	Accrued Taxes		90,168	91,340
237	Accrued Interest		12,601	12,482
242	Miscellaneous Current and Accrued Liabilities		152,934	127,207
	Total Current Liabilities		\$802,054	\$611,945
	Long Term Debt			
223	Advances from Associated Companies		\$1,503,092	\$2,308,390
224	Long Term Debt (Notes and Bonds)		3,231,750	2,952,750
	Total Long Term Debt		\$4,734,842	\$5,261,140
	Deferred Credits			
251	Unamortized Premium on Debt		\$0	\$0
252	Advances in Aid of Construction		0	0
255	Accumulated Deferred Investment Tax Credits		0	0
271	Contributions in Aid of Construction		963,772	963,772
272	Less: Amortization of Contributions		(687,795)	(730,398)
281	Accumulated Deferred Income Tax		0	0
	Total Deferred Credits		\$275,977	\$233,374
	Total Liabilities		\$5,812,873	\$6,106,459
	Capital Accounts			
201	Common Stock Issued		\$107,416	\$107,416
211	Other Paid-In Capital		6,763,835	6,763,835
215	Retained Earnings		(1,136,861)	(1,125,208)
218	Proprietary Capital (Sole Props and Partnerships)		0	0
	Total Capital		\$5,734,390	\$5,746,043
	Total Liabilities and Capital		\$11,547,263	\$11,852,502

Note: Total liabilities and Capital must match total assets for the beginning and end of the year!

Pima Utility Company
Annual Report
Water Comparative Income Statement
12/31/20

Water Comparative Income Statement			
Account No.	Calendar Year	Current Year 01/01/2020 - 12/31/2020	Last Year 01/01/2019 - 12/31/2019
	Operating Revenue		
461	Metered Water Revenue	\$2,673,423	\$2,570,111
460	Unmetered Water Revenue	0	0
462	Fire Protection Revenue	0	0
469	Guaranteed Revenues (Surcharges)	0	0
471	Miscellaneous Service Revenues	0	0
474	Other Water Revenue	34,576	34,364
	Total Revenues	\$2,707,999	\$2,604,475
	Operating Expenses		
601	Salaries and Wages	\$459,679	\$443,476
603	Salaries and Wages - Officers	43,023	42,891
604	Employee Pensions and Benefits	86,142	86,894
610	Purchased Water	0	0
615	Purchased Power	297,283	273,376
618	Chemicals	32,549	20,149
620	Materials and Supplies	0	0
620.1	Repairs and Maintenance	82,561	41,271
620.2	Office Supplies and Expense	87,852	75,526
630	Contractual Services	0	0
631	Contractual Services -Engineering	0	0
632	Contractual Services - Accounting	4,738	4,612
633	Contractual Services - Legal	5,168	5,565
634	Contractual Services - Management Fees	0	0
635	Contractual Services - Water Testing	22,676	12,470
636	Contractual Services - Other	88,104	86,064
640	Rents	0	0
641	Rental of Building/Real Property	0	0
642	Rental of Equipment	2,297	2,018
650	Transportation Expenses	24,986	26,324
656	Insurance - Vehicles	16,047	9,216
657	Insurance - General Liability	53,528	54,913
657.1	Insurance - Health and Life	0	0
665	Regulatory Commission Expense - Rate	0	0
670	Bad Debt Expense	4,458	3,388
675	Miscellaneous Expense	26,254	26,381
403	Depreciation Expense (From Schedule AR4)	775,310	752,303
408	Taxes Other Than Income	0	0
408.11	Property Taxes	126,133	124,186
408.12	Payroll Taxes	32,355	31,759
408.13	Other Taxes and Licenses	26,463	27,431
409	Income Taxes	0	0
427.1	Customer Security Deposit Interest	0	0
434	Rate Case Adjustments	0	0
	Total Operating Expenses	\$2,297,605	\$2,150,213
	Operating Income / (Loss)	\$410,394	\$454,262
	Other Income / (Expense)		
419	Interest and Dividend Income	\$0	\$0
421	Non-Utility Income	1,880	1,833
426	Miscellaneous Non-Utility (Expense)	0	(434)
427	Interest (Expense)	(152,268)	(157,924)
	Total Other Income / (Expense)	(\$150,388)	(\$156,525)
	Net Income / (Loss)	\$260,006	\$297,737

Pima Utility Company
Annual Report
Full time equivalent employees
12/31/20

Full time equivalent employees

	Direct Company	Allocated	Outside service	Total
President	0.0	0.0	0.0	0.0
Vice-president	0.0	0.0	0.1	0.1
Manager	0.2	0.3	0.0	0.5
Engineering Staff	0.0	0.0	0.0	0.0
System Operator(s)	4.8	0.5	0.0	5.4
Meter reader	3.0	0.0	0.0	3.0
Customer Service	0.6	0.0	0.0	0.6
Accounting	0.0	0.0	1.0	1.0
Business Office	0.0	0.0	0.0	0.0
Rates Department	0.0	0.0	0.0	0.0
Administrative Staff	0.3	0.0	0.0	0.3
Other	0.0	0.0	0.0	0.0
Total	8.9	0.9	1.1	10.8

Pima Utility Company
Annual Report
Supplemental Financial Data (Long-Term Debt)
12/31/20

Supplemental Financial Data (Long-Term Debt)				
	Loan #1	Loan #2	Loan #3	Loan #4
Date Issued	7/13/2017	NA	NA	NA
Source of Loan	Wells Fargo	NA	NA	NA
ACC Decision No.	75985	NA	NA	NA
Reason for Loan	Refinance/Constr	NA	NA	NA
Dollar Amt. Issued	\$4,185,000	NA	NA	NA
Amount Outstanding	\$3,231,750	NA	NA	NA
Date of Maturity	7/10/2022	NA	NA	NA
Interest Rate	4.17%	NA	NA	NA
Current Year Interest	\$142,769	NA	NA	NA
Current Year Principal	\$279,000	NA	NA	NA

Meter Deposit Balance at Test Year End:	\$7,829
---	---------

Meter Deposits Refunded During the Test Year:	\$954
---	-------

List all bonds, notes, loans, and other types of indebtedness in which the proceeds were used in the provision of public utility service. Indebtedness incurred for personal uses by the owner of the utility should not be listed. Input 0 or none if there is nothing to report for that cell.

Well and Water Usage											
Name of the System:		Pima Utilities Company									
ADEQ Public Water System Number:		AZ0407120									
ADWR PCC Number:		91-000234.0000									
Well registry 55# (55-XXXXXX):	Pump Horsepower	Pump Yield (gpm)	Casing Depth (feet)	Casing Diameter (inches)	Pump Motor Type **	Year Drilled	Water level 2010	Water level 2020	Meter Size (inches)	How measured:	Active
55-520891	150	1,600	900	20 / 16	submersible	1988	unknown	unknown	10 / 8 / 10	n/a	unknown
55-625796	200	1,700	600	20	turbine	1952	unknown	unknown	12	n/a	unknown
55-806730	200	1,200	861	16	turbine	rehab 1994	unknown	unknown	12	n/a	unknown
55-566937	200	1,500	910	20	turbine	1999	unknown	unknown	12	n/a	unknown
55-625798	125	1,100	820	20	turbine	1947	unknown	unknown	10	n/a	unknown
55-625799	250	2,200	750	16	turbine	1950	unknown	unknown	10	n/a	unknown
55-625800	150	1,600	502	14	turbine	1955	unknown	unknown	8	n/a	unknown
55-514527	150	1,500	874	20 / 16	turbine	1986	unknown	unknown	8	n/a	unknown
0	0	0	0	0	0	0	0	0	0	0	0
0	0	0	0	0	0	0	0	0	0	0	0
0	0	0	0	0	0	0	0	0	0	0	0
0	0	0	0	0	0	0	0	0	0	0	0
0	0	0	0	0	0	0	0	0	0	0	0
0	0	0	0	0	0	0	0	0	0	0	0
0	0	0	0	0	0	0	0	0	0	0	0
0	0	0	0	0	0	0	0	0	0	0	0
0	0	0	0	0	0	0	0	0	0	0	0
0	0	0	0	0	0	0	0	0	0	0	0

Name of system water delivered to:	NA
ADWR PCC Number:	#N/A
Source of water delivered to another system	NA
Name of system water received from:	NA
ADWR PCC Number:	#N/A
Source of water received	NA
Well registry 55# (55-XXXXXX):	NA

Month	Water withdrawn (gallons) ¹	Water sold (gallons) ²	Water delivered (sold) to other systems (gallons) ³	Water received (purchased) from other systems (gallons) ⁴	Estimated authorized use (gallons) ⁵	Purchased Power Expense ⁶	Purchased Power (kWh) ⁷
January	92,564,000.00	81,170,251.00	0.00	0.00	1,958,500.00	\$14,922	187,823
February	97,128,000.00	79,695,926.00	0.00	0.00	2,232,500.00	14,550	187,082
March	109,234,000.00	91,986,259.00	0.00	0.00	1,885,500.00	13,747	175,697
April	169,927,000.00	159,184,757.00	0.00	0.00	2,219,500.00	16,346	211,119
May	229,477,000.00	209,704,343.00	0.00	0.00	3,691,500.00	24,404	309,503
June	238,796,000.00	219,134,265.00	0.00	0.00	3,498,500.00	30,604	398,036
July	261,666,600.00	250,046,213.00	0.00	0.00	2,752,500.00	33,190	424,425
August	244,096,450.00	223,148,495.00	0.00	0.00	2,873,500.00	35,593	455,717
September	199,158,000.00	182,785,628.00	0.00	0.00	2,695,500.00	35,837	466,590
October	205,485,000.00	180,114,819.00	0.00	0.00	2,400,500.00	27,881	358,641
November	157,581,000.00	133,246,044.00	0.00	0.00	3,013,500.00	27,858	365,692
December	119,313,000.00	100,000,115.00	0.00	0.00	3,183,500.00	22,352	292,081
Totals	2,124,426,050.00	1,910,217,115.00	0.00	0.00	32,405,000.00	\$297,283	3,832,406

If applicable, in the space below please provide a description for all un-metered water use along with amounts:

N/A

- 1 Water withdrawn - Total gallons of water withdrawn from pumped sources.
- 2 Water sold - Total gallons from customer meters, and other sales such as construction water.
- 3 Water delivered (sold) to other systems - Total gallons of water delivered to other systems.
- 4 Water received (purchased) from other systems - Total gallons of water purchased/received from other systems.
- 5 Estimated authorized use - Total estimated gallons from authorized metered or unmetered use. Authorized uses such as flushing (mains, services and hydrants) draining/cleaning tanks, process, construction, fire fighting, etc. Non-authorized use (real losses) are service line breaks and leaks, water main breaks, meter inaccuracies and theft.
- 6 Enter the total purchased power costs for the power meters associated with this system.
- 7 Enter the total purchased kWh used by the power meters associated with this system.

Water Utility Plant Description		
Name of the System:	Pima Utilities Company	
ADEQ Public Water System Number:	AZ0407120	
ADWR PCC Number:	91-000234.0000	

MAINS		
Sizes (inches)	Material	Length (feet)
2.00	PVC	221
4.00	PVC	7,031
6.00	PVC	306,747
8.00	PVC	96,682
10.00	PVC	43,488
12.00	PVC	13,527
NA	na	na
NA	na	na
NA	na	na
NA	na	na
NA	na	na
NA	na	na
NA	na	na
NA	na	na

SERVICE LINES		
Material	Percent of system	Year installed
Black poly	10%	unknown
Copper	90%	~1999
NA	na	na
NA	na	na
NA	na	na

CUSTOMER METERS			
Size (inches)	Quantity	Percent over 1,000,000 gallons	Percent over 10 years old
5/8 X 3/4	9,806	24%	unknown
0.75	4	25%	unknown
1	297	74%	unknown
1.5	15	73%	unknown
2	107	88%	unknown
4	1	100%	unknown
8	4	100%	unknown
10	3	100%	unknown
NA	na	na	na
NA	na	na	na
NA	na	na	na
NA	na	na	na
NA	na	na	na
NA	na	na	na
NA	na	na	na
NA	na	na	na
NA	na	na	na

BOOSTER PUMPS		
Horsepower	GPM	Quantity
75	650	4
40	450	2
25	250	8
60	500	1

FIRE HYDRANTS	
Type	Quantity
Standard *	709
Other	0

STORAGE TANKS			
Capacity (gallons)	Material	Quantity	Year installed
400,000	Carbon Steel	1	1972
600,000	Carbon Steel	1	1986
750,000	Carbon Steel	2	1996, 1999
NA	na	na	na
NA	na	na	na
NA	na	na	na

PRESSURE/BLADDER TANKS			
Capacity (gallons)	Material	Quantity	Year installed
5,000	Steel	1	1999
15,000	Steel	1	1996
na	na	na	na
na	na	na	na
na	na	na	na
na	na	na	na

* A standard fire hydrant has two 2.5 inch hose connection nozzles with 7.5 threads per inch, and one 4.5 inch pumper connection nozzle with 4 threads per inch.

Water Utility Plant Description (Continued)
--

For the following three items, list the utility owned assets in each category for each system.

TREATMENT EQUIPMENT:	Chlorinators (6)
STRUCTURES:	Fences, Enclosures, Storage
OTHER:	Pumps, Hoses, Vehicles, Generators

Provide a calculation used to determine the value of one water equivalent residential connection (ERC).

Use one of the following methods:

- (a) If actual flow data are available from the preceding 12 months, divide the total annual single family residence (SFR) gallons sold by the average number of single family residence customers for the same period and divide the result by 365
- (b) If no historical flow data are available, use:

$$ERC = (\text{Total SFR gallons sold (Omit 000)} / 365 \text{ days} / 350 \text{ gallons per day})$$

ERC	231
Method used:	(a)

Customer and Other Information	
Name of the System:	Pima Utilities Company
ADEQ Public Water System Number:	AZ0407120
ADWR PCC Number:	91-000234.0000

Month	Number of Customers				
	Single-Family	Multi-Family	Commercial	Turf/Irrigation	Other Non-Residential
January	9,981	0	229	9	5
February	9,979	0	229	9	3
March	9,998	0	235	9	3
April	9,987	0	230	9	4
May	9,986	0	231	9	5
June	9,987	0	231	9	3
July	9,988	0	231	9	3
August	9,987	0	231	9	4
September	9,987	0	231	9	4
October	9,988	0	231	9	6
November	9,989	0	231	9	6
December	9,993	0	231	9	4

If the system has fire hydrants, what is the fire flow requirements? GPM for hrs.

Does the system have chlorination treatment?

Does the Company have an ADWR Gallons Per Capita Per Day (GCPCPD) requirement?

If yes, provide the GPCPD amount:

Is the Water Utility located in an ADWR Active Management Area (AMA)?

If yes, which AMA?

What is the present system connection capacity (in ERCs *) using existing lines?

What is the future system connection capacity (in ERCs *) upon service area buildout?

Describe any plans and estimated completion dates for any enlargements or improvements of this system.

Well 34 replacement. Estimated completion 2021.

* an ERC is based on the calculation on the bottom of AR9 page 12.

Pima Utility Company
Annual Report
 Utility Shutoffs / Disconnects
 12/31/20

Utility Shutoffs / Disconnects	
Name of the System:	Pima Utilities Company
ADEQ Public Water System Number:	AZ0407120
ADWR PCC Number:	91-000234.0000

Month	Termination without Notice R14-2-410.B	Termination with Notice R14-2- 410.C	Other
January	0	8	0
February	0	2	0
March	0	0	0
April	0	0	0
May	0	0	0
June	0	0	0
July	0	0	0
August	0	0	0
September	0	0	0
October	0	0	0
November	0	0	0
December	0	0	0
Total	0	10	0

Other (description):

n/a

Instructions: Fill out the Grey Cells with the relevant information. Input 0 or none if there is nothing recorded in that account or there is no applicable information to report.

Property Taxes	
Amount of actual property taxes paid during Calendar Year 2020 was	\$125,160

<p>If no property taxes paid, explain why.</p> <p>n/a</p>

<p>Instructions: Fill out the Grey Cells with the relevant information. Input 0 or none if there is nothing recorded in that account or there is no applicable information to report.</p>
--

Water

Verification and Sworn Statement (Taxes)

Verification: State of Arizona I, the undersigned of the
(state name)

County of (county name): Maricopa
Name (owner or official) title: Brian Smith - Vice President
Company name: Pima Utility Company

DO SAY THAT THIS ANNUAL UTILITY PROPERTY TAX AND SALES TAX REPORT TO THE ARIZONA CORPORATION COMMISSION.

FOR THE YEAR ENDING: 12/31/20

HAS BEEN PREPARED UNDER MY DIRECTION, FROM THE ORIGINAL BOOKS, PAPERS AND RECORDS OF SAID UTILITY; THAT I HAVE CAREFULLY EXAMINED THE SAME, AND DECLARE THE SAME TO BE A COMPLETE AND CORRECT STATEMENT OF BUSINESS AND AFFAIRS OF SAID UTILITY FOR THE PERIOD COVERED BY THIS REPORT IN RESPECT TO EACH AND EVERY MATTER AND THING SET FORTH, TO THE BEST OF MY KNOWLEDGE, INFORMATION AND BELIEF.

Sworn Statement: I HEREBY ATTEST THAT ALL PROPERTY TAXES FOR SAID COMPANY ARE CURRENT AND PAID IN FULL.

I HEREBY ATTEST THAT ALL SALES TAXES FOR SAID COMPANY ARE CURRENT AND PAID IN FULL.

[Signature]

signature of owner/official

480-895-9200

telephone no.

SUBSCRIBED AND SWORN TO BEFORE ME A NOTARY PUBLIC
IN AND FOR THE COUNTY

THIS

28th

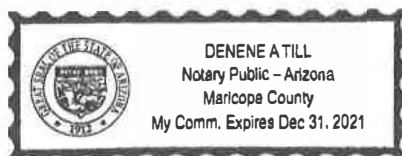
DAY OF

Maricopa
(county name)

April, 2021
(month) and (year)

MY COMMISSION EXPIRES

12/31/2021
(date)



[Signature]
(signature of notary public)

Water

Verification and Sworn Statement

Verification:

State of Arizona I, the undersigned of the
(state name)

County of (county name): Maricopa

Name (owner or official) title: Brian Smith - Vice President

Company name: Pima Utility Company

DO SAY THAT THIS ANNUAL UTILITY PROPERTY TAX AND SALES TAX REPORT TO THE ARIZONA CORPORATION COMMISSION.

FOR THE YEAR ENDING: 12/31/20

HAS BEEN PREPARED UNDER MY DIRECTION, FROM THE ORIGINAL BOOKS, PAPERS AND RECORDS OF SAID UTILITY; THAT I HAVE CAREFULLY EXAMINED THE SAME, AND DECLARE THE SAME TO BE A COMPLETE AND CORRECT STATEMENT OF BUSINESS AND AFFAIRS OF SAID UTILITY FOR THE PERIOD COVERED BY THIS REPORT IN RESPECT TO EACH AND EVERY MATTER AND THING SET FORTH, TO THE BEST OF MY KNOWLEDGE, INFORMATION AND BELIEF.

Sworn Statement: IN ACCORDANCE WITH THE REQUIREMENTS OF TITLE 40, ARTICLE 8, SECTION 40-401, ARIZONA REVISED STATUTES, IT IS HEREIN REPORTED THAT THE GROSS OPERATING REVENUE OF SAID UTILITY DERIVED FROM ARIZONA INTRASTATE UTILITY OPERATIONS DURING THE CALENDAR YEAR WAS:

Arizona Intrastate Gross Operating Revenues Only (\$)

\$2,890,335

(The amount in the box above includes

\$182,337 in sales taxes

billed or collected)

[Signature]

signature of owner/official

480-895-9200

telephone no.

SUBSCRIBED AND SWORN TO BEFORE ME A NOTARY PUBLIC
IN AND FOR THE COUNTY

THIS

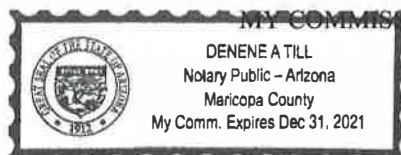
28th

DAY OF

Maricopa
(county name)

April, 2021
(month) and (year)

MY COMMISSION EXPIRES



12/31/2021
(date)

[Signature]
(signature of notary public)

Water

Verification and Sworn Statement (Residential Revenue)

Verification:

State of Arizona I, the undersigned of the
(state name)

County of (county name): Maricopa
Name (owner or official) title: Brian Smith - Vice President
Company name: Pima Utility Company

DO SAY THAT THIS ANNUAL UTILITY PROPERTY TAX AND SALES TAX REPORT TO THE ARIZONA CORPORATION COMMISSION.

FOR THE YEAR ENDING: 12/31/20

HAS BEEN PREPARED UNDER MY DIRECTION, FROM THE ORIGINAL BOOKS, PAPERS AND RECORDS OF SAID UTILITY; THAT I HAVE CAREFULLY EXAMINED THE SAME, AND DECLARE THE SAME TO BE A COMPLETE AND CORRECT STATEMENT OF BUSINESS AND AFFAIRS OF SAID UTILITY FOR THE PERIOD COVERED BY THIS REPORT IN RESPECT TO EACH AND EVERY MATTER AND THING SET FORTH, TO THE BEST OF MY KNOWLEDGE, INFORMATION AND BELIEF.

Sworn Statement: IN ACCORDANCE WITH THE REQUIREMENTS OF TITLE 40, ARTICLE 8, SECTION 40-401, ARIZONA REVISED STATUTES, IT IS HEREIN REPORTED THAT THE GROSS OPERATING REVENUE OF SAID UTILITY DERIVED FROM ARIZONA INTRASTATE UTILITY OPERATIONS RECEIVED FROM RESIDENTIAL CUSTOMERS DURING THE CALENDAR YEAR WAS:

Arizona Intrastate Gross Operating Revenues Only (\$)

\$1,956,173

(The amount in the box above includes

\$121,086 in sales taxes
billed or collected)

[Signature]
signature of owner/official

480-895-9200
telephone no.

SUBSCRIBED AND SWORN TO BEFORE ME A NOTARY PUBLIC
IN AND FOR THE COUNTY

Maricopa
(county name)

THIS

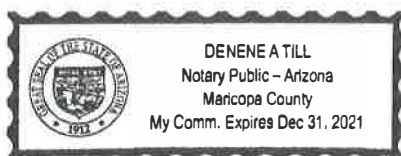
28th

DAY OF

April, 2021
(month) and (year)

MY COMMISSION EXPIRES

12/31/2021
(date)



[Signature]
(signature of notary public)

04/29/2021, 10:09 AM

ARIZONA CORPORATION COMMISSION
UTILITIES DIVISION

Pima Utility Company *Winter*
Annual Report
Full Gross-up Method for Income Tax Statement of Certification
12/31/20

Full Gross-up Method for Income Tax Statement of Certification

Verification:

State of Arizona I, the undersigned of the
(state name)

County of (county name): Maricopa
Name (owner or official) title: Brian Smith - Vice President
Company name: Pima Utility Company

FOR THE YEAR ENDING: 12/31/20

Sworn Statement:

IN ACCORDANCE WITH THE REQUIREMENTS OF DECISION NO. 77084, BECAUSE THE UTILITY REQUIRES THE GROSS UP OF ADVANCES AND CONTRIBUTIONS, I HEREBY STATE THAT THE UTILITY HAS NOT INCURRED NOR IS EXPECTED TO INCUR A NET INCREASE IN CURRENT INCOME TAX EXPENSE OR A DECREASE IN DEFERRED TAX ASSET FOR A CARRY FORWARD ACCORDING TO GAAP IN AN AMOUNT EQUAL TO OR GREATER THAN THE AMOUNT OF THE REQUIRED GROSS UP PAID BY DEVELOPERS IN THE PERIOD COVERED BY THIS ANNUAL REPORT.

[Signature]

signature of owner/official

480-895-9200

telephone no.

SUBSCRIBED AND SWORN TO BEFORE ME A NOTARY PUBLIC
IN AND FOR THE COUNTY

Maricopa
(county name)

THIS

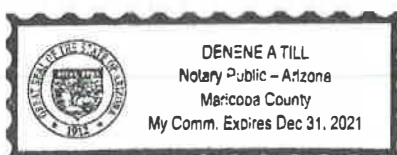
28th

DAY OF

April, 2021
(month) and (year)

MY COMMISSION EXPIRES

12/31/2021
(date)



[Signature]
(signature of notary public)