

**ANNUAL REPORT**

Of

Company Name:

PINE VALLEY WATER COMPANY

Mailing Address:

480 RAINTREE RD  
SEDONA, AZ 86351

Docket No.:

For the Year Ended: 12/31/18

RECEIVED  
APR 01 2019  
ARIZONA CORP COMMISSION  
UTILITIES DIVISION - DIRECTOR'S OFFICE

**WATER UTILITY**

To

Arizona Corporation Commission

**Due on April 15th**

Email: [rdelafuente@azcc.gov](mailto:rdelafuente@azcc.gov), mail or deliver the completed Annual Report to:

Arizona Corporation Commission  
Compliance Section - Utilities Division  
1200 West Washington Street  
Phoenix, Arizona 85007

Application Type:

Original Filing

Application Date:

1/22/2019

4-10-19

ARIZONA CORPORATION COMMISSION  
WATER UTILITY ANNUAL REPORT

0

A Class ☐ Utility

1. For the Calendar Year Ended: 12/31/18

2. Address: 

480 RAINTREE RD			
City:	SEDONA	State:	AZ
Zip Code:	86351		

3. Telephone Number: 

928-284-9311
--------------

4. Date of Original Organization of Utility: 

7/28/72
---------

5. Person to whom correspondence should be addressed concerning this report:

Name: 

LISA WISCHMEIER
-----------------

  
Telephone No. : 

928-284-9311
--------------

  
Address: 

480 RAINTREE RD			
City:	SEDONA	State:	AZ
Zip Code:	86351		

  
Email: 

pinevalleywater@gmail.com
---------------------------

6. On-Site Manager:

Name: 

LANCE WISCHMEIER
------------------

  
Telephone No. : 

928-451-1640
--------------

  
Address: 

60 RAINTREE RD			
City:	SEDONA	State:	AZ
Zip Code:	86351		

  
Email: 

pinevalleywater@gmail.com
---------------------------

7. Ownership: 

"C" CORPORATION
-----------------

8. Counties Served: 

YAVAPAI
---------

Utility Plant in Service (Water)							
Account No.	Description	Beginning Year Original Cost	Current Year Additions	Current Year Retirements	Adjusted Original Cost	Accumulated Depreciation	OC/LD (OC less AD)
301	Organization	4298			\$0	4298	\$0
302	Franchises	75			0	N/A	75 0
303	Land and Land Rights	11994			0	N/A	11994 0
304	Structures and Improvements	10007			0	7848	2159 0
305	Collecting & Improving Reservoirs	0			0	0	0 0
306	Lake, River, Canal Intakes	0			0	0	0 0
307	Wells and Springs	9872			0	9872	0 0
308	Infiltration Galleries	0			0	0	0 0
309	Supply Mains	0			0	0	0 0
310	Power Generation Equipment	0			0	0	0 0
311	Pumping Equipment	51394			0	51394	0 0
320	Water Treatment Equipment	0			0	0	0 0
320.1	Water Treatment Plants	57233			0	5152	52081 0
320.2	Solution Chemical Feeders	0			0	0	0 0
320.3	Point-of-Use Treatment Devices	0			0	0	0 0
330	Distribution Reservoirs and Standpipes	0			0	0	0 0
330.1	Storage Tanks	0			0	0	0 0
330.2	Pressure Tanks	0			0	0	0 0
331	Transmission and Distribution Mains	54957			0	52651	2306 0
333	Services	20669			0	17838	2831 0
334	Meters and Meter Installations	7615			0	7615	0 0
335	Hydrants	4759			0	4392	367 0
336	Backflow Prevention Devices	0			0	0	0 0
339	Other Plant and Misc. Equipment	0			0	0	0 0
340	Office Furniture and Equipment	644			0	644	0 0
340.1	Computer & Software	0			0	0	0 0
341	Transportation Equipment	0			0	0	0 0
342	Stores Equipment	0			0	0	0 0
343	Tools, Shop and Garage Equipment	0			0	0	0 0
344	Laboratory Equipment	0			0	0	0 0
345	Power Operated Equipment	0			0	0	0 0
346	Communication Equipment	0			0	0	0 0
347	Miscellaneous Equipment	0			0	0	0 0
348	Other Tangible Plant	14857			0	14857	0 0
	<b>Totals</b>	<b>248374</b>	<b>\$0</b>	<b>\$0</b>	<b>\$0</b>	<b>176561</b>	<b>\$0 71813</b>

**Instructions:** Fill out the Grey Cells with the relevant information. Input 0 or none if there is nothing recorded in that account or there is no applicable information to report.

0  
Annual Report  
Depreciation Expense for the Current Year (Water)  
12/31/18

Depreciation Expense for the Current Year (Water)								
Account No.	Description	Beginning Year Original Cost	Current Year Additions	Current Year Retirements	Adjusted Original Cost	Fully Depreciated/Non- depreciable Plant	Depreciation Percentages	Depreciation Expense
301	Organization	4298 \$0	\$0	\$0	4298 \$0	4298		\$0
302	Franchises	75 0	0	0	75 0	75		0
303	Land and Land Rights	11994 0	0	0	11994 0	11994		0
304	Structures and Improvements	10007 0	0	0	10007 0		3.33	333 0
305	Collecting & Improving Reservoirs	0	0	0	0			0
306	Lake, River, Canal Intakes	0	0	0	0			0
307	Wells and Springs	9872 0	0	0	9872 0	9872		0
308	Infiltration Galleries	0	0	0	0			0
309	Supply Mains	0	0	0	0			0
310	Power Generation Equipment	0	0	0	0			0
311	Pumping Equipment	51394 0	0	0	51394 0	51394		0
320	Water Treatment Equipment	0	0	0	0			0
320.1	Water Treatment Plants	57233 0	0	0	57233 0		2.0	1145 0
320.2	Solution Chemical Feeders	0	0	0	0			0
320.3	Point-of-Use Treatment Devices	0	0	0	0			0
330	Distribution Reservoirs and Standpipes	0	0	0	0			0
330.1	Storage Tanks	0	0	0	0			0
330.2	Pressure Tanks	0	0	0	0			0
331	Transmission and Distribution Mains	54957 0	0	0	54957 0		2.0	1099 0
333	Services	20669 0	0	0	20669 0		3.33	688 0
334	Meters and Meter Installations	7615 0	0	0	7615 0	7615		0
335	Hydrants	4759 0	0	0	4759 0		2.0	95 0
336	Backflow Prevention Devices	0	0	0	0			0
339	Other Plant and Misc. Equipment	0	0	0	0			0
340	Office Furniture and Equipment	644 0	0	0	644 0	644		0
340.1	Computer & Software	0	0	0	0			0
341	Transportation Equipment	0	0	0	0			0
342	Stores Equipment	0	0	0	0			0
343	Tools, Shop and Garage Equipment	0	0	0	0			0
344	Laboratory Equipment	0	0	0	0			0
345	Power Operated Equipment	0	0	0	0			0
346	Communication Equipment	0	0	0	0			0
347	Miscellaneous Equipment	0	0	0	0			0
348	Other Tangible Plant	14857 0	0	0	14857 0	14857		0
	<b>Subtotal</b>	<b>248374 \$0</b>	<b>\$0</b>	<b>\$0</b>	<b>248374 \$0</b>	<b>100749 \$0</b>		<b>3360 \$0</b>

Contribution(s) in Aid of Construction (Gross)

Less: Non Amortizable Contribution(s)

Fully Amortized Contribution(s)

Amortizable Contribution(s)

Times: Proposed Amortization Rate

**Amortization of CIAC**

\$0

Less: Amortization of CIAC

**DEPRECIATION EXPENSE**

**Instructions:** Fill out the Grey Cells with the relevant information. Input 0 or none if there is nothing recorded in that account or there is no applicable information to report.

0

Annual Report  
Balance Sheet Assets  
12/31/18

Balance Sheet Assets					
	Assets		Balance at Beginning of Year (2018)	Balance at End of Year (2018)	
Account No.	<b>Current and Accrued Assets</b>				
131	Cash		7834	6952	
134	Working Funds				
135	Temporary Cash Investments				
141	Customer Accounts Receivable		4865	5427	
146	Notes Receivable from Associated Companies				
151	Plant Material and Supplies				
162	Prepayments				
174	Miscellaneous Current and Accrued Assets				
	<b>Total Current and Accrued Assets</b>		12699	\$0	12379 \$0
Account No.	<b>Fixed Assets</b>				
101	Utility Plant in Service*		248374	\$0	248374 \$0
103	Property Held for Future Use				
105	Construction Work in Progress				
108	Accumulated Depreciation (enter as negative)*		-173201		-176561 0
121	Non-Utility Property				
122	Accumulated Depreciation - Non Utility				
	<b>Total Fixed Assets</b>		75173	\$0	71813 \$0
	<b>Total Assets</b>		87872	\$0	84192 \$0

**Instructions:** Fill out the Grey Cells with the relevant information. Input 0 or none if there is nothing recorded in that account or there is no applicable information to report.

\*Note these items feed automatically from AR3 UPIS Page 3

0

## Annual Report

## Balance Sheet Liabilities and Owners Equity

Balance Sheet Liabilities and Owners Equity					
	Liabilities		Balance at Beginning of Year (2018)	Balance at End of Year (2018)	
Account No.	<b>Current Liabilities</b>				
231	Accounts Payable		41178		45161
232	Notes Payable (Current Portion)				
234	Notes Payable to Associated Companies				
235	Customer Deposits		13206		13942
236	Accrued Taxes		558		524
237	Accrued Interest				
242	Miscellaneous Current and Accrued Liabilities		3350		8470
	<b>Total Current Liabilities</b>		58292	\$0	68097 \$0
	<b>Long Term Debt</b>				
224	Long Term Debt (Notes and Bonds)				
	<b>Deferred Credits</b>				
251	Unamortized Premium on Debt				
252	Advances in Aid of Construction				
255	Accumulated Deferred Investment Tax Credits				
271	Contributions in Aid of Construction				
272	Less: Amortization of Contributions				
281	Accumulated Deferred Income Tax				
	<b>Total Deferred Credits</b>			\$0	\$0
	<b>Total Liabilities</b>		58292	\$0	\$0
	<b>Capital Accounts</b>				
201	Common Stock Issued		1000		1000
211	Other Paid-In Capital		76242		76166
215	Retained Earnings		-47662		-61095
218	Proprietary Capital (Sole Props and Partnerships)				
	<b>Total Capital</b>		29580	\$0	16095 \$0
	<b>Total Liabilities and Capital</b>		87872	\$0	84192 \$0

**Instructions:** Fill out the Grey Cells with the relevant information. Input 0 or none if there is nothing recorded in that account or there is no applicable information to report.

**Note:** Total liabilities and Capital must match total assets for the beginning and end of the year!

Water Comparative Income Statement				
Account No.	Calendar Year	Current Year 01/01/2018 - 12/31/2018		Last Year 01/01/2017 - 12/31/2017
	<b>Operating Revenue</b>			
461	Metered Water Revenue	114201		109670
460	Unmetered Water Revenue			
462	Fire Protection Revenue			
469	Guaranteed Revenues (Surcharges)			
471	Miscellaneous Service Revenues			
474	Other Water Revenue			
	<b>Total Revenues</b>	114201	\$0	109670 \$0
	<b>Operating Expenses</b>			
601	Salaries and Wages			
604	Employee Pensions and Benefits			
610	Purchased Water			
615	Purchased Power	13565		11598
618	Chemicals			
620	Materials and Supplies	2426		
620.1	Repairs and Maintenance	5088		1115
620.2	Office Supplies and Expense			
630	Contractual Services			
631	Contractual Services -Engineering			
632	Contractual Services - Accounting	725		
633	Contractual Services - Legal			
634	Contractual Services - Management Fees	81780		67688
635	Contractual Services - Water Testing	7565		6616
636	Contractual Services - Other			
640	Rents			
641	Rental of Building/Real Property			
642	Rental of Equipment			
650	Transportation Expenses			
657	Insurance - General Liability	1757		1741
657.1	Insurance - Health and Life			
665	Regulatory Commission Expense - Rate			
670	Bad Debt Expense			
675	Miscellaneous Expense	3728		257
403	Depreciation Expense (From Schedule AR4)	3360		3360
408	Taxes Other Than Income	1112		4627
408.11	Property Taxes	3439		3531
409	Income Taxes	3065		
427.1	Customer Security Deposit Interest			
	<b>Total Operating Expenses</b>	127610	\$0	100533 \$0
	<b>Operating Income / (Loss)</b>	-13409	\$0	9137 \$0
	<b>Other Income / (Expense)</b>			
419	Interest and Dividend Income			
421	Non-Utility Income			
426	Miscellaneous Non-Utility (Expense)			
427	Interest (Expense)			
	<b>Total Other Income / (Expense)</b>		\$0	\$0
	<b>Net Income / (Loss)</b>	-13409	\$0	9137 \$0

**Instructions:** Fill out the Grey Cells with the relevant information. Input 0 or none if there is nothing recorded in that account or there is no applicable information to report.

0

Annual Report

Full time equivalent employees

12/31/18

<b>Full time equivalent employees</b>
---------------------------------------

	Direct Company	Outside service	Total
President			0.0
Vice-president			0.0
Manager		2080	0.0
Engineering Staff			0.0
System Operator(s)		2080	0.0
Meter reader			0.0
Customer Service			0.0
Accounting			0.0
Business Office			0.0
Rates Department			0.0
Administrative Staff			0.0
Other			0.0
<b>Total</b>	0.0	4160 0.0	0.0

**Instructions:** Fill out the Grey Cells with the relevant information. Input 0 or none if there is nothing recorded in that account or there is no applicable information to report. A full-time employee is based on 2080 total hours per year. Please calculate partial employees using 2080 hours.



Annual Report  
 Supplemental Financial Data (Long-Term Debt)  
 12/31/18

Supplemental Financial Data (Long-Term Debt)				
	Loan #1	Loan #2	Loan #3	Loan #4
Date Issued	N/A			
Source of Loan				
ACC Decision No.				
Reason for Loan				
Dollar Amt. Issued				
Amount Outstanding				
Date of Maturity				
Interest Rate				
Current Year Interest				
Current Year Principal				

Meter Deposit Balance at Test Year End:	N/A
---	-----

Meter Deposits Refunded During the Test Year:	N/A
---	-----

**List all bonds, notes, loans, and other types of indebtedness in which the proceeds were used in the provision of public utility service. Indebtedness incurred for personal uses by the owner of the utility should not be listed. Input 0 or none if there is nothing to report for that cell.**



Water Utility Plant Description		
Name of the System:	PINE VALLEY WATER COMPANY	0
ADEQ Public Water System Number:	04-13-103	
ADWR PCC Number:	55 657 209	

[illegible]

FIRE HYDRANTS	
Type	Quantity
Standard *	8
Other	1

PRESSURE/BLADDER TANKS		
Capacity (gallons)	Material	Quantity
5,000	GALVANIZED STEEL	1

\* A standard fire hydrant has two 2.5 inch hose connection nozzles with 7.5 threads per inch, and one 4.5 inch pumper connection nozzle with 4 threads per inch.

Annual Report

Water Utility Plant Description (Continued)

12/31/18

Water Utility Plant Description (Continued)
---

For the following three items, list the utility owned assets in each category for each system.

<b>TREATMENT EQUIPMENT:</b>	ARSENIC REMOVAL ABSORPTION UNIT- VESSEL/FILTER/FLOW METER
<b>STRUCTURES:</b>	ARSENIC TREATMENT FACILITY BUILDING/ STORAGE SUPPLY BUILDING/ PUMP HOUSE/ GENERATOR BUILDING/ FENCES
<b>OTHER:</b>	GENERATOR 70 KILOWATTS

Instructions: Fill out the Grey Cells with the relevant information. Input 0 or none if there is nothing recorded in that account or there is no applicable information to report. Copy and paste this sheet as many times as is necessary.

Customer and Other Information	
Name of the System:	0 PINE VALLEY WATER COMPANY
ADEQ Public Water System Number:	04-13-103
ADWR PCC Number:	55-827-209

Month	Number of Customers				Other Non-Residential
	Single-Family	Multi-Family	Commercial	Turf/Irrigation	
January	172				1
February	172				1
March	175				1
April	174				1
May	174				1
June	175				1
July	175				1
August	174				1
September	173				1
October	177				1
November	177				1
December	175				1

If the system has fire hydrants, what is the fire flow requirements? 1,000 GPM for 2 hrs.

Does the system have chlorination treatment? NO

Does the Company have an ADWR Gallons Per Capita Per Day (GPCPD) requirement? NO

If yes, provide the GPCPD amount: N/A

Is the Water Utility located in an ADWR Active Management Area (AMA)? NO

Instructions: Fill out the Grey Cells with the relevant information. Input 0 or none if there is nothing recorded in that account or there is no applicable information to report. Copy and paste this sheet as many times as is necessary.

0

Annual Report  
Property Taxes  
12/31/18

Property Taxes	
Amount of actual property taxes paid during Calendar Year 2018 was	\$3,439
If no property taxes paid, explain why.	
<div></div>	
<b>Instructions:</b> Fill out the Grey Cells with the relevant information. Input 0 or none if there is nothing recorded in that account or there is no applicable information to report.	

Verification and Sworn Statement (Taxes)

Verification: State of ARIZONA I, the undersigned of the  
(state name)

County of (county name):

YAVAPAI

Name (owner or official) title:

LISA WISCHMEIER SECRETARY

Company name:

0 PINE VALLEY WATER COMPANY

RECEIVED

APR 01 2019

ARIZONA CORP COMMISSION  
UTILITIES DIVISION - DIRECTOR'S OFFICE

DO SAY THAT THIS ANNUAL UTILITY PROPERTY TAX AND SALES TAX REPORT TO THE ARIZONA CORPORATION COMMISSION.

FOR THE YEAR ENDING: 12/31/18

HAS BEEN PREPARED UNDER MY DIRECTION, FROM THE ORIGINAL BOOKS, PAPERS AND RECORDS OF SAID UTILITY; THAT I HAVE CAREFULLY EXAMINED THE SAME, AND DECLARE THE SAME TO BE A COMPLETE AND CORRECT STATEMENT OF BUSINESS AND AFFAIRS OF SAID UTILITY FOR THE PERIOD COVERED BY THIS REPORT IN RESPECT TO EACH AND EVERY MATTER AND THING SET FORTH, TO THE BEST OF MY KNOWLEDGE, INFORMATION AND BELIEF.

Sworn Statement: I HEREBY ATTEST THAT ALL PROPERTY TAXES FOR SAID COMPANY ARE CURRENT AND PAID IN FULL.

I HEREBY ATTEST THAT ALL SALES TAXES FOR SAID COMPANY ARE CURRENT AND PAID IN FULL.

[Signature] Secretary  
signature of owner/official

928-284-9311

telephone no.

SUBSCRIBED AND SWORN TO BEFORE ME A NOTARY PUBLIC  
IN AND FOR THE COUNTY

THIS

27 th


DAY OF

Yavapai  
(county name)  
March 2019  
(month) and (year)

MY COMMISSION EXPIRES

10-31-22  
(date)

[Signature]  
(signature of notary public)





## Verification and Sworn Statement

## Verification:

State of ARIZONA 0 I, the undersigned of the  
(state name)

County of (county name):

0 YAVAPAI

Name (owner or official) title:

0 LISA WISCHMEIER

Company name:

0 PINE VALLEY WATER COMPANY

RECEIVED

APR 01 2019

ARIZONA CORP COMMISSION  
UTILITIES DIVISION - DIRECTOR'S OFFICE

DO SAY THAT THIS ANNUAL UTILITY PROPERTY TAX AND SALES TAX REPORT TO THE ARIZONA CORPORATION COMMISSION.

FOR THE YEAR ENDING: 12/31/18

HAS BEEN PREPARED UNDER MY DIRECTION, FROM THE ORIGINAL BOOKS, PAPERS AND RECORDS OF SAID UTILITY; THAT I HAVE CAREFULLY EXAMINED THE SAME, AND DECLARE THE SAME TO BE A COMPLETE AND CORRECT STATEMENT OF BUSINESS AND AFFAIRS OF SAID UTILITY FOR THE PERIOD COVERED BY THIS REPORT IN RESPECT TO EACH AND EVERY MATTER AND THING SET FORTH, TO THE BEST OF MY KNOWLEDGE, INFORMATION AND BELIEF.

**Sworn Statement:** IN ACCORDANCE WITH THE REQUIREMENTS OF TITLE 40, ARTICLE 8, SECTION 40-401, ARIZONA REVISED STATUTES, IT IS HEREIN REPORTED THAT THE GROSS OPERATING REVENUE OF SAID UTILITY DERIVED FROM ARIZONA INTRASTATE UTILITY OPERATIONS DURING THE CALENDAR YEAR WAS:

Arizona Intrastate Gross Operating Revenues Only (\$)

\$121,345

(The amount in the box above includes

\$7,144

in sales taxes  
billed or collected)

*[Signature]* Secretary  
signature of owner/official

928-284-9311

0

telephone no.

SUBSCRIBED AND SWORN TO BEFORE ME A NOTARY PUBLIC  
IN AND FOR THE COUNTY

THIS

27th

DAY OF


Yavapai  
(county name)

March 2019  
(month) and (year)

MY COMMISSION EXPIRES

10-31-22

(date)



*[Signature]*  
(signature of notary public)

## Annual Report

## Verification and Sworn Statement (Residential Revenue)

12/31/18

## Verification and Sworn Statement (Residential Revenue)

## Verification:

State of ARIZONA 0 I, the undersigned of the  
(state name)

County of (county name):

0 YAVAPAI

Name (owner or official) title:

0 LISAWISCHMEER SECRETARY

Company name:

0 PINE VALLEY WATER COMPANY

RECEIVED

APR 01 2019

ARIZONA CORP COMMISSION  
UTILITIES DIVISION - DIRECTOR'S OFFICE

DO SAY THAT THIS ANNUAL UTILITY PROPERTY TAX AND SALES TAX REPORT TO THE ARIZONA CORPORATION COMMISSION.

FOR THE YEAR ENDING: 12/31/18

HAS BEEN PREPARED UNDER MY DIRECTION, FROM THE ORIGINAL BOOKS, PAPERS AND RECORDS OF SAID UTILITY; THAT I HAVE CAREFULLY EXAMINED THE SAME, AND DECLARE THE SAME TO BE A COMPLETE AND CORRECT STATEMENT OF BUSINESS AND AFFAIRS OF SAID UTILITY FOR THE PERIOD COVERED BY THIS REPORT IN RESPECT TO EACH AND EVERY MATTER AND THING SET FORTH, TO THE BEST OF MY KNOWLEDGE, INFORMATION AND BELIEF.

**Sworn Statement:** IN ACCORDANCE WITH THE REQUIREMENTS OF TITLE 40, ARTICLE 8, SECTION 40-401, ARIZONA REVISED STATUTES, IT IS HEREIN REPORTED THAT THE GROSS OPERATING REVENUE OF SAID UTILITY DERIVED FROM ARIZONA INTRASTATE UTILITY OPERATIONS RECEIVED FROM RESIDENTIAL CUSTOMERS DURING THE CALENDAR YEAR WAS:

Arizona Intrastate Gross Operating Revenues Only (\$)

\$121,345

(The amount in the box above includes

\$7,144

in sales taxes  
billed or collected)

*Lisa Wischmeier* Secretary  
signature of owner/official

928-284-9311

0

telephone no.

SUBSCRIBED AND SWORN TO BEFORE ME A NOTARY PUBLIC  
IN AND FOR THE COUNTY

YAVAPAI

(county name)

THIS

27<sup>TH</sup>

DAY OF


March 2019

(month) and (year)

MY COMMISSION EXPIRES

10-31-20

(date)



*Lindsey Cabrera*  
(signature of notary public)

1100

\$ 1704.23

Security Features  
Included  
Data on Disk

0238039221100

PRINTED ON RECYCLED PAPER USING VEGETABLE INK

## DETACH AND RETURN WITH PAYMENT

Payment in U.S. FUNDS ONLY

Roll Number: 000000

Delinquency Date Second Half Payment

Penalty for late payment is 16% per year prorated monthly as of the 1st day of the month for payments postmarked after **May 1, 2018 at 5:00 P.M.**

(ARS 42-18052 and ARS 42-18053).

**If your mortgage company makes your property tax payments consider this notice as a courtesy copy for your records only.**

**MAKE YOUR CHECK PAYABLE AND MAIL TO:**

Ross D. Jacobs  
Yavapai County Treasurer  
1015 Fair Street  
Prescott AZ 86305-1807

**TO PAY 2ND HALF**

**PAY**

**1,704.23**



9186097807

2017 9186097807 2 000000340846000000170423

DETACH AND RETURN WITH PAYMENT

Payment in U.S. FUNDS ONLY

**2018 FIRST HALF PAYMENT COUPON****Due October 1, 2018. Delinquent after November 1, 2018****PINE VALLEY WATER CO**  
Parcel Number: 918-60-97807**Delinquency Date** First Half PaymentPenalty for late payment is 16% per year prorated monthly as of the 1st day of the month for payments postmarked after **November 1, 2018 at 5:00 P.M.** (ARS 42-18052 and ARS 42-18053).Remit one full year payment by **December 31, 2018** and no interest will be charged for current year. Mail full year payment with 1st half coupon.**If your mortgage company makes your property tax payments consider this notice as a courtesy copy for your records only.**

TO PAY 1ST HALF ONLY	PAY
TO PAY FULL YEAR TAX	PAY

1,734.39
3,468.78

9186097807 1734.39

**MAKE YOUR CHECK PAYABLE AND MAIL TO:**Ross D. Jacobs  
Yavapai County Treasurer  
1015 Fair Street  
Prescott AZ 86305-1807

122623 1/1



2018 9186097807 1 00000034687800000173439

Check Order: 1-800-281-9224 www.checkorder.com

91-21/221

1143

**PINE VALLEY WATER COMPANY**  
480 RAIN TREE RD  
SEDONA, AZ 86351  
928-284-9311DATE 10-17-18PAY TO THE  
ORDER OFRoss D. Jacobs\$ 1734.39Security Features  
Resist to ForgeryParcel number 918-60-97807**JPMORGAN CHASE BANK, N.A.**  
WWW.CHASE.COM

FOR

918-60-97807

⑆122100024⑆

02380392201143

PRINTED ON RECYCLED PAPER USING VEGETABLE-BASED INKS