

RECEIVED  
UTILITIES DIVISION

**ANNUAL REPORT**

2023 APR 10 A 11:15

Of

ARIZONA CORPORATION  
COMMISSION

Company Name: **PINE VALLEY WATER COMPANY**  
480 Raintree Rd

Mailing Address: Sedona AZ  
86351

Docket No.: W-02181A  
For the Year Ended: 12/31/22

**WATER UTILITY**

To

Arizona Corporation Commission

**Due on April 15th**

Email: Util-Compliance@azcc.gov, mail or deliver the completed Annual Report to:  
Arizona Corporation Commission  
Compliance Section - Utilities Division  
1200 West Washington Street  
Phoenix, Arizona 85007

Application Type:  
Application Date:

Original Filing

4/3/23

ARIZONA CORPORATION COMMISSION  
WATER UTILITY ANNUAL REPORT  
PINE VALLEY WATER COMPANY  
A Class ☐ Utility

For the Calendar Year Ended: 12/31/22

Primary Address:   
City:  State:  Zip Code:

Telephone Number:

Date of Original Organization of Utility:

Person to whom correspondence should be addressed concerning this report:

Name:   
Telephone No. :   
Address:   
City:  State:  Zip Code:   
Email:

Name:   
Telephone No. :   
Address:   
City:  State:  Zip Code:   
Email:

Name:   
Telephone No. :   
Address:   
City:  State:  Zip Code:   
Email:

Name:   
Telephone No. :   
Address:   
City:  State:  Zip Code:   
Email:

Name:   
Telephone No. :   
Address:   
City:  State:  Zip Code:   
Email:

Ownership:

Counties Served:

ARIZONA CORPORATION COMMISSION  
WATER UTILITY ANNUAL REPORT  
PINE VALLEY WATER COMPANY

Important changes during the year
-----------------------------------

	For those companies not subject to the affiliated interest rules, has there been a change in ownership or direct control during the year? If yes, please provide specific details in the box below. N/A
--	---

	Has the company been notified by any other regulatory authorities during the year, that they are out of compliance? If yes, please provide specific details in the box below. N/A
--	---

PINE VALLEY WATER COMPANY  
Annual Report  
Utility Plant in Service (Water)  
12/31/22

Utility Plant in Service (Water)							
Account No.	Description	Beginning Year Original Cost	Current Year Additions	Current Year Retirements	Adjusted Original Cost	Accumulated Depreciation	OCLD (OC less AD)
301	Organization	\$4,298			\$4,298	\$4,298	\$0
302	Franchises	75			75		75
303	Land and Land Rights	11,994			11,994		11,994
304	Structures and Improvements	10,007			10,007	9,180	827
305	Collecting & Improving Reservoirs				0		0
306	Lake, River, Canal Intakes				0		0
307	Wells and Springs	9,872			9,872	9,872	0
308	Infiltration Galleries				0		0
309	Supply Mains				0		0
310	Power Generation Equipment				0		0
311	Pumping Equipment	51,394			51,394	51,394	0
320	Water Treatment Equipment				0		0
320.1	Water Treatment Plants	57,233			57,233	9,732	47,501
320.2	Solution Chemical Feeders				0		0
320.3	Point-of-Use Treatment Devices				0		0
330	Distribution Reservoirs and Standpipes				0		0
330.1	Storage Tanks				0		0
330.2	Pressure Tanks				0		0
331	Transmission and Distribution Mains	54,957			54,957	54,957	0
333	Services	20,669			20,669	20,669	0
334	Meters and Meter Installations	7,615			7,615	7,615	0
335	Hydrants	4,759			4,759	4,759	0
336	Backflow Prevention Devices				0		0
339	Other Plant and Misc. Equipment	10,448			10,448	418	10,030
340	Office Furniture and Equipment	644			644	644	0
340.1	Computer & Software				0		0
341	Transportation Equipment				0		0
342	Stores Equipment				0		0
343	Tools, Shop and Garage Equipment				0		0
344	Laboratory Equipment				0		0
345	Power Operated Equipment				0		0
346	Communication Equipment				0		0
347	Miscellaneous Equipment				0		0
348	Other Tangible Plant	14,857			14,857	14,857	0
	<b>Totals</b>	<b>\$258,822</b>	<b>\$0</b>	<b>\$0</b>	<b>\$258,822</b>	<b>\$188,395</b>	<b>\$70,427</b>

PINE VALLEY WATER COMPANY  
Annual Report  
Depreciation Expense for the Current Year (Water)  
12/31/22

Depreciation Expense for the Current Year (Water)									
Account No.	Description	Beginning Year Original Cost	Current Year Additions	Current Year Retirements	Adjusted Original Cost	Fully Depreciated/Non- depreciable Plant	Depreciable Plant	Depreciation Percentages	Depreciation Expense
301	Organization	\$4,298	\$0	\$0	\$4,298	\$4,298	\$0		\$0
302	Franchises	75	0	0	75	75	0		0
303	Land and Land Rights	11,994	0	0	11,994	11,994	0		0
304	Structures and Improvements	10,007	0	0	10,007	10,007	0		0
305	Collecting & Improving Reservoirs	0	0	0	0		0		0
306	Lake, River, Canal Intakes	0	0	0	0		0		0
307	Wells and Springs	9,872	0	0	9,872	9,872	0		0
308	Infiltration Galleries	0	0	0	0		0		0
309	Supply Mains	0	0	0	0		0		0
310	Power Generation Equipment	0	0	0	0		0		0
311	Pumping Equipment	51,394	0	0	51,394	51,394	0		0
320	Water Treatment Equipment	0	0	0	0		0		0
320.1	Water Treatment Plants	57,233	0	0	57,233		57,233	2.00%	1,145
320.2	Solution Chemical Feeders	0	0	0	0		0		0
320.3	Point-of-Use Treatment Devices	0	0	0	0		0		0
330	Distribution Reservoirs and Standpipes	0	0	0	0		0		0
330.1	Storage Tanks	0	0	0	0		0		0
330.2	Pressure Tanks	0	0	0	0		0		0
331	Transmission and Distribution Mains	54,957	0	0	54,957	54,957	0		0
333	Services	20,669	0	0	20,669	20,669	0		0
334	Meters and Meter Installations	7,615	0	0	7,615	7,615	0		0
335	Hydrants	4,759	0	0	4,759	4,759	0		0
336	Backflow Prevention Devices	0	0	0	0		0		0
339	Other Plant and Misc. Equipment	10,448	0	0	10,448		10,448	2.00%	209
340	Office Furniture and Equipment	644	0	0	644	644	0		0
340.1	Computer & Software	0	0	0	0		0		0
341	Transportation Equipment	0	0	0	0		0		0
342	Stores Equipment	0	0	0	0		0		0
343	Tools, Shop and Garage Equipment	0	0	0	0		0		0
344	Laboratory Equipment	0	0	0	0		0		0
345	Power Operated Equipment	0	0	0	0		0		0
346	Communication Equipment	0	0	0	0		0		0
347	Miscellaneous Equipment	0	0	0	0		0		0
348	Other Tangible Plant	14,857	0	0	14,857	14,857	0		0
	<b>Subtotal</b>	<b>\$258,822</b>	<b>\$0</b>	<b>\$0</b>	<b>\$258,822</b>	<b>\$191,141</b>	<b>\$67,681</b>		<b>\$1,354</b>

Contribution(s) in Aid of Construction (Gross)

Less: Non Amortizable Contribution(s)

Fully Amortized Contribution(s)

Amortizable Contribution(s)

Times: Proposed Amortization Rate

**Amortization of CIAC**

\$0

2.00%

\$0

Less: Amortization of CIAC

**DEPRECIATION EXPENSE**

PINE VALLEY WATER COMPANY  
Annual Report  
Balance Sheet Assets  
12/31/22

Balance Sheet Assets				
	Assets		Balance at Beginning of Year (2022)	Balance at End of Year (2022)
Account No.	<b>Current and Accrued Assets</b>			
131	Cash		\$25,472	\$3,000
134	Working Funds			
135	Temporary Cash Investments		5,575	5,847
141	Customer Accounts Receivable			
146	Notes Receivable from Associated Companies			
151	Plant Material and Supplies			
162	Prepayments			
174	Miscellaneous Current and Accrued Assets			
	<b>Total Current and Accrued Assets</b>		<b>\$31,047</b>	<b>\$8,847</b>
Account No.	<b>Fixed Assets</b>			
101	Utility Plant in Service*		\$258,822	\$258,822
103	Property Held for Future Use			
105	Construction Work in Progress			
108	Accumulated Depreciation (enter as negative)*		(185,859)	(188,395)
121	Non-Utility Property			
122	Accumulated Depreciation - Non Utility			
	<b>Total Fixed Assets</b>		<b>\$72,963</b>	<b>\$70,427</b>
	<b>Total Assets</b>		<b>\$104,010</b>	<b>\$79,274</b>

\*Note these items feed automatically from AR3 UPIS Page 4

PINE VALLEY WATER COMPANY  
Annual Report  
Balance Sheet Liabilities and Owners Equity

<b>Balance Sheet Liabilities and Owners Equity</b>				
	<b>Liabilities</b>		Balance at Beginning of Year (2022)	Balance at End of Year (2022)
<b>Account No.</b>	<b>Current Liabilities</b>			
231	Accounts Payable		\$55,951	\$43,962
232	Notes Payable (Current Portion)			
234	Notes Payable to Associated Companies			
235	Customer Deposits		16,003	16,365
236	Accrued Taxes		602	545
237	Accrued Interest			
242	Miscellaneous Current and Accrued Liabilities		8,470	8,470
	<b>Total Current Liabilities</b>		<b>\$81,026</b>	<b>\$69,342</b>
	<b>Long Term Debt</b>			
224	Long Term Debt (Notes and Bonds)			
	<b>Deferred Credits</b>			
251	Unamortized Premium on Debt			
252	Advances in Aid of Construction			
255	Accumulated Deferred Investment Tax Credits			
271	Contributions in Aid of Construction			
272	Less: Amortization of Contributions			
281	Accumulated Deferred Income Tax			
	<b>Total Deferred Credits</b>		<b>\$0</b>	<b>\$0</b>
	<b>Total Liabilities</b>		<b>\$81,026</b>	<b>\$69,342</b>
	<b>Capital Accounts</b>			
201	Common Stock Issued		\$1,000	\$1,000
211	Other Paid-In Capital		76,226	70,107
215	Retained Earnings		(54,242)	(61,175)
218	Proprietary Capital (Sole Props and Partnerships)			
	<b>Total Capital</b>		<b>\$22,984</b>	<b>\$9,932</b>
	<b>Total Liabilities and Capital</b>		<b>\$104,010</b>	<b>\$79,274</b>

**Note: Total liabilities and Capital must match total assets for the beginning and end of the year!**

PINE VALLEY WATER COMPANY  
Annual Report  
Water Comparative Income Statement  
12/31/22

Water Comparative Income Statement			
Account No.	Calendar Year	Current Year 01/01/2022 - 12/31/2022	Last Year 01/01/2021 - 12/31/2021
	<b>Operating Revenue</b>		
461	Metered Water Revenue	\$120,427	\$122,904
460	Unmetered Water Revenue		
462	Fire Protection Revenue		
469	Guaranteed Revenues (Surcharges)		
471	Miscellaneous Service Revenues		
474	Other Water Revenue		
	<b>Total Revenues</b>	<b>\$120,427</b>	<b>\$122,904</b>
	<b>Operating Expenses</b>		
601	Salaries and Wages		
604	Employee Pensions and Benefits		
610	Purchased Water		
615	Purchased Power	14,155	13,457
618	Chemicals		
620	Materials and Supplies		2,722
620.1	Repairs and Maintenance	12,992	6,697
620.2	Office Supplies and Expense	956	
630	Contractual Services		
631	Contractual Services - Engineering		
632	Contractual Services - Accounting	875	875
633	Contractual Services - Legal		
634	Contractual Services - Management Fees	75,794	77,812
635	Contractual Services - Water Testing		
636	Contractual Services - Other	13,438	
640	Rents		
641	Rental of Building/Real Property		
642	Rental of Equipment		
650	Transportation Expenses		
657	Insurance - General Liability	2,302	2,143
657.1	Insurance - Health and Life		
665	Regulatory Commission Expense - Rate		
670	Bad Debt Expense		
675	Miscellaneous Expense	1,602	1,374
403	Depreciation Expense (From Schedule AR4)	1,354	3,221
408	Taxes Other Than Income		
408.11	Property Taxes	3,559	3,780
409	Income Taxes		4,168
427.1	Customer Security Deposit Interest		
	<b>Total Operating Expenses</b>	<b>\$127,027</b>	<b>\$116,249</b>
	<b>Operating Income / (Loss)</b>	<b>(\$6,600)</b>	<b>\$6,655</b>
	<b>Other Income / (Expense)</b>		
419	Interest and Dividend Income		
421	Non-Utility Income		
426	Miscellaneous Non-Utility (Expense)		
427	Interest (Expense)		
	<b>Total Other Income / (Expense)</b>	<b>\$0</b>	<b>\$0</b>
	<b>Net Income / (Loss)</b>	<b>(\$6,600)</b>	<b>\$6,655</b>

PINE VALLEY WATER COMPANY  
Annual Report  
Full time equivalent employees  
12/31/22

**Full time equivalent employees**

	Direct Company	Allocated	Outside service	Total
President				0.0
Vice-president				0.0
Manager			2,080.0	2,080.0
Engineering Staff				0.0
System Operator(s)			2,080.0	2,080.0
Meter reader				0.0
Customer Service				0.0
Accounting				0.0
Business Office				0.0
Rates Department				0.0
Administrative Staff				0.0
Other				0.0
<b>Total</b>	0.0	0.0	4,160.0	4,160.0

PINE VALLEY WATER COMPANY  
Annual Report  
Supplemental Financial Data (Long-Term Debt)  
12/31/22

Supplemental Financial Data (Long-Term Debt)				
	Loan #1	Loan #2	Loan #3	Loan #4
Date Issued	N/A			
Source of Loan				
ACC Decision No.				
Reason for Loan				
Dollar Amt. Issued				
Amount Outstanding				
Date of Maturity				
Interest Rate				
Current Year Interest				
Current Year Principal				

Meter Deposit Balance at Test Year End:	
---	--

Meter Deposits Refunded During the Test Year:	
---	--

***List all bonds, notes, loans, and other types of indebtedness in which the proceeds were used in the provision of public utility service. Indebtedness incurred for personal uses by the owner of the utility should not be listed. Input 0 or none if there is nothing to report for that cell.***

PINE VALLEY WATER COMPANY  
Annual Report  
Well and Water Usage  
12/31/22

### Well and Water Usage

[illegible]

Name of system water delivered to:	
ADWR PCC Number	
Source of water delivered to another system	
Name of system water received from:	
ADWR PCC Number	
Source of water received	
Well registry 55# (55-XXXXXX)	

Month	Water withdrawn (gallons)1	Water sold (gallons)2	Water delivered (sold) to other systems (gallons)3	Water received (purchased) from other systems (gallons)4	Estimated authorized use (gallons)5	Purchased Power Expense <sup>6</sup>	Purchased Power (kWh) <sup>7</sup>
January	911,000.00	801,548.00	0.00	0.00		\$614	5,410
February	756,100.00	668,382.00	0.00	0.00		579	5,130
March	683,000.00	588,570.00	0.00	0.00		621	5,520
April	905,800.00	842,290.00	0.00	0.00		703	6,277
May	1,108,100.00	1,064,420.00	0.00	0.00		931	9,092
June	1,975,800.00	1,954,530.00	0.00	0.00		1,112	10,353
July	1,806,800.00	1,785,850.00	0.00	0.00		993	8,862
August	1,766,800.00	1,731,130.00	0.00	0.00		1,030	9,120
September	1,368,000.00	1,345,010.00	0.00	0.00		903	7,777
October	1,410,200.00	1,396,910.00	0.00	0.00		795	6,473
November	1,260,900.00	1,241,720.00	0.00	0.00		732	5,900
December	1,016,500.00	975,710.00	0.00	0.00		716	5,704
<b>Totals</b>	<b>14,969,000.00</b>	<b>14,396,070.00</b>	<b>0.00</b>	<b>0.00</b>	<b>0.00</b>	<b>\$9,729</b>	<b>85,618</b>

**If applicable, in the space below please provide a description for all un-metered water use along with amounts:**

\_\_\_\_\_

- |   |   |
|---|---|
| 1 | Water withdrawn - Total gallons of water withdrawn from pumped sources.   |
| 2 | Water sold - Total gallons from customer meters, and other sales such as construction water.  |
| 3 | Water delivered (sold) to other systems - Total gallons of water delivered to other systems.  |
| 4 | Water received (purchased) from other systems - Total gallons of water purchased/received from other systems.   |
| 5 | Estimated authorized use - Total estimated gallons from authorized metered or unmetered use. Authorized uses such as flushing (mains, services and hydrants) draining/cleaning tanks, process, construction, fire fighting, etc. Non-authorized use (real losses) are service line breaks and leaks, water main breaks, meter inaccuracies and theft. |
| 6 | Enter the total purchased power costs for the power meters associated with this system.   |
| 7 | Enter the total purchased kWh used by the power meters associated with this system.   |

## Water Utility Plant Description

Name of the System:		PINE VALLEY WATER CO	
ADEQ Public Water System Number:		AZ0413103	
ADWR PCC Number:		91-000656.0000	

## MAINS

[illegible]

## CUSTOMER METERS

[illegible]

## SERVICE LINES

SERVICE LINES		
Material	Percent of system	Year installed
Black poly	100%%	1997

## BOOSTER PUMPS

BOOSTER PUMPS		
Horsepower	GPM	Quantity
7.5	75	2

## FIRE HYDRANTS

FIRE HYDRANTS	
Type	Quantity
Standard *	6
Other	1

## STORAGE TANKS

STORAGE TANKS			
Capacity (gallons)	Material	Quantity	Year installed
166,000	GALVANIZED STEEL	1	1972
40,000	GALVANIZED STEEL	1	1972

## PRESSURE/BLADDER TANKS

PRESSURE/BLADDER TANKS			
Capacity (gallons)	Material	Quantity	Year installed
5,000	NIZED STEEL	1	1972

\* A standard fire hydrant has two 2.5 inch hose connection nozzles with 7.5 threads per inch, and one 4.5 inch pumper connection nozzle with 4 threads per inch.

**Water Utility Plant Description (Continued)**

For the following three items, list the utility owned assets in each category for each system.

<b>TREATMENT EQUIPMENT:</b>	ARSENIC REMOVAL ABSORPTION UNIT/VESSEL/FILTERS/FLOW METER
<b>STRUCTURES:</b>	ARSENIC TREATMENT FACILITY BUILDING/ STORAGE SUPPLY/ GENERATOR BUILDING/ FENCES
<b>OTHER:</b>	

**Provide a calculation used to determine the value of one water equivalent residential connection (ERC).**

Use one of the following methods:

- (a) If actual flow data are available from the preceding 12 months, divide the total annual single family residence (SFR) gallons sold by the average number of single family residence customers for the same period and divide the result by 365 days.
- (b) If no historical flow data are available, use:  

$$ERC = ( \text{Total SFR gallons sold (Omit 000)} / 365 \text{ days} / 350 \text{ gallons per day} )$$

ERC 

226
-----

  
 Method used: 

(a)
-----

Customer and Other Information	
Name of the System:	PINE VALLEY WATER CO
ADEQ Public Water System Number:	AZ0413103
ADWR PCC Number:	91-000656.0000

Month	Number of Customers				
	Single-Family	Multi-Family	Commercial	Turf/Irrigation	Other Non-Residential
January	180				
February	180				
March	180				
April	180				
May	181				
June	181				
July	180				
August	180				
September	182				
October	182				
November	183				
December	184				

If the system has fire hydrants, what is the fire flow requirements?  GPM for  hrs.

Does the system have chlorination treatment?

Does the Company have an ADWR Gallons Per Capita Per Day (GPCPD) requirement?   
If yes, provide the GPCPD amount:

Is the Water Utility located in an ADWR Active Management Area (AMA)?   
If yes, which AMA?

What is the present system connection capacity (in ERCs \*) using existing lines?

What is the future system connection capacity (in ERCs \*) upon service area buildout?

Describe any plans and estimated completion dates for any enlargements or improvements of this system.

\* an ERC is based on the calculation on the bottom of AR9 page 12.

PINE VALLEY WATER COMPANY  
Annual Report  
Utility Shutoffs / Disconnects  
12/31/22

Utility Shutoffs / Disconnects		
Name of the System:	PINE VALLEY WATER CO	
ADEQ Public Water System Number:		AZ0413103
ADWR PCC Number:		91-000656.0000

Month	Termination without Notice R14-2-410.B	Termination with Notice R14-2-410.C	Other
January	N/A	N/A	
February			
March			
April			
May			
June			
July			
August			
September			
October			
November			
December			
<b>Total</b>	<b>0</b>	<b>0</b>	<b>0</b>

Other (description):

**Instructions:** Fill out the Grey Cells with the relevant information. Input 0 or none if there is nothing recorded in that account or there is no applicable information to report.

PINE VALLEY WATER COMPANY  
Annual Report  
Property Taxes  
12/31/22

## Property Taxes

Amount of actual property taxes paid during Calendar Year 2022 was

**\$3,559**

If no property taxes paid, explain why.

**Instructions:** Fill out the Grey Cells with the relevant information. Input 0 or none if there is nothing recorded in that cell. If there is no applicable information to report.

Verification and Sworn Statement (Taxes)

Verification: State of ARIZONA I, the undersigned of the  
(state name)

County of (county name):

Yavapai

Name (owner or official) title:

LISA WISCHMEIER SECRETARY

Company name:

PINE VALLEY WATER COMPANY

DO SAY THAT THIS ANNUAL UTILITY PROPERTY TAX AND SALES TAX REPORT TO THE ARIZONA CORPORATION COMMISSION.

FOR THE YEAR ENDING:

12/31/22

HAS BEEN PREPARED UNDER MY DIRECTION, FROM THE ORIGINAL BOOKS, PAPERS AND RECORDS OF SAID UTILITY; THAT I HAVE CAREFULLY EXAMINED THE SAME, AND DECLARE THE SAME TO BE A COMPLETE AND CORRECT STATEMENT OF BUSINESS AND AFFAIRS OF SAID UTILITY FOR THE PERIOD COVERED BY THIS REPORT IN RESPECT TO EACH AND EVERY MATTER AND THING SET FORTH, TO THE BEST OF MY KNOWLEDGE, INFORMATION AND BELIEF.

Sworn Statement:

RECEIVED  
UTILITIES DIVISION  
2023 APR 10 A 11:17  
ARIZONA CORPORATION  
COMMISSION

[Signature]  
signature of owner/official

928-451-1640  
telephone no.

SUBSCRIBED AND SWORN TO BEFORE ME A NOTARY PUBLIC  
IN AND FOR THE COUNTY

THIS

23


DAY OF

Yavapai  
(county name)

March, 2023  
(month) and (year)

MY COMMISSION EXPIRES

Aug 7 2026  
(date)



[Signature]  
(signature of notary public)

Verification and Sworn Statement

Verification:

State of ARIZONA I, the undersigned of the  
(state name)

County of (county name):

Yavapai

Name (owner or official) title:

LISA WISCHMEIER SECRETARY

Company name:

PINE VALLEY WATER COMPANY

DO SAY THAT THIS ANNUAL UTILITY PROPERTY TAX AND SALES TAX REPORT TO THE ARIZONA CORPORATION COMMISSION.

FOR THE YEAR ENDING: 12/31/22

HAS BEEN PREPARED UNDER MY DIRECTION, FROM THE ORIGINAL BOOKS, PAPERS AND RECORDS OF SAID UTILITY; THAT I HAVE CAREFULLY EXAMINED THE SAME, AND DECLARE THE SAME TO BE A COMPLETE AND CORRECT STATEMENT OF BUSINESS AND AFFAIRS OF SAID UTILITY FOR THE PERIOD COVERED BY THIS REPORT IN RESPECT TO EACH AND EVERY MATTER AND THING SET FORTH, TO THE BEST OF MY KNOWLEDGE, INFORMATION AND BELIEF.

Sworn Statement:

IN ACCORDANCE WITH THE REQUIREMENTS OF TITLE 40, ARTICLE 8, SECTION 40-401, ARIZONA REVISED STATUTES, IT IS HEREIN REPORTED THAT THE GROSS OPERATING REVENUE OF SAID UTILITY DERIVED FROM ARIZONA INTRASTATE UTILITY OPERATIONS DURING THE CALENDAR YEAR WAS:

Arizona Intrastate Gross Operating Revenues Only (\$)


\$120,044

(The amount in the box above includes

\$7,632

in sales taxes  
billed or collected)

RECEIVED  
UTILITIES DIVISION  
2023 APR 10 A 11:17  
ARIZONA CORPORATION  
COMMISSION

  
Signature of owner/official

928-451-1640

telephone no.

SUBSCRIBED AND SWORN TO BEFORE ME A NOTARY PUBLIC  
IN AND FOR THE COUNTY

Yavapai

(county name)

THIS

23

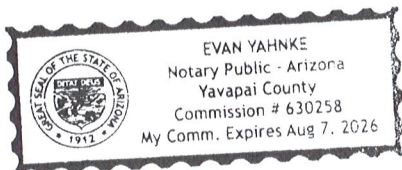
DAY OF


March, 2023

(month) and (year)

MY COMMISSION EXPIRES

Aug 7, 2026  
(date)



  
(signature of notary public)

Verification and Sworn Statement (Residential Revenue)

Verification:

State of ARIZONA I, the undersigned of the  
(state name)

County of (county name):

Yavapai

Name (owner or official) title:

LISA WISCHMEIER SECRETARY

Company name:

PINE VALLEY WATER COMPANY

DO SAY THAT THIS ANNUAL UTILITY PROPERTY TAX AND SALES TAX REPORT TO THE ARIZONA CORPORATION COMMISSION.

FOR THE YEAR ENDING: 12/31/22

HAS BEEN PREPARED UNDER MY DIRECTION, FROM THE ORIGINAL BOOKS, PAPERS AND RECORDS OF SAID UTILITY; THAT I HAVE CAREFULLY EXAMINED THE SAME, AND DECLARE THE SAME TO BE A COMPLETE AND CORRECT STATEMENT OF BUSINESS AND AFFAIRS OF SAID UTILITY FOR THE PERIOD COVERED BY THIS REPORT IN RESPECT TO EACH AND EVERY MATTER AND THING SET FORTH, TO THE BEST OF MY KNOWLEDGE, INFORMATION AND BELIEF.

Sworn Statement:

IN ACCORDANCE WITH THE REQUIREMENTS OF TITLE 40, ARTICLE 8, SECTION 40-401, ARIZONA REVISED STATUTES, IT IS HEREIN REPORTED THAT THE GROSS OPERATING REVENUE OF SAID UTILITY DERIVED FROM ARIZONA INTRASTATE UTILITY OPERATIONS RECEIVED FROM RESIDENTIAL CUSTOMERS DURING THE CALENDAR YEAR WAS:

Arizona Intrastate Gross Operating Revenues Only (\$)

\$120,044

(The amount in the box above includes

\$7,623

in sales taxes  
billed or collected)

RECEIVED  
UTILITIES DIVISION  
2023 APR 10 A 11:17  
ARIZONA CORPORATION  
COMMISSION

  
signature of owner/official

928-451-1640

telephone no.

SUBSCRIBED AND SWORN TO BEFORE ME A NOTARY PUBLIC  
IN AND FOR THE COUNTY

Yavapai  
(county name)

THIS

23

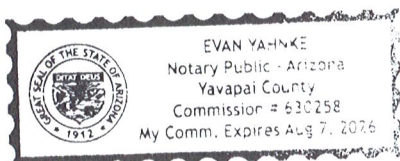
DAY OF


March, 2023

(month) and (year)

MY COMMISSION EXPIRES

Aug 7 2026  
(date)





(signature of notary public)

PINE VALLEY WATER COMPANY  
Annual Report  
Full Gross-up Method for Income Tax Statement of Certification  
12/31/22

Full Gross-up Method for Income Tax Statement of Certification

Verification:

State of ARIZONA I, the undersigned of the  
(state name)

County of (county name):

Yavapai

Name (owner or official) title:

LISA WISCHMEIER SECRETARY

Company name:


PINE VALLEY WATER COMPANY

FOR THE YEAR ENDING: 12 31 22

Sworn Statement:

IN ACCORDANCE WITH THE REQUIREMENTS OF DECISION NO. 77084, BECAUSE THE UTILITY REQUIRES THE GROSS UP OF ADVANCES AND CONTRIBUTIONS, I HEREBY STATE THAT THE UTILITY HAS NOT INCURRED NOR IS EXPECTED TO INCUR A NET INCREASE IN CURRENT INCOME TAX EXPENSE OR A DECREASE IN DEFERRED TAX ASSET FOR A CARRY FORWARD ACCORDING TO GAAP IN AN AMOUNT EQUAL TO OR GREATER THAN THE AMOUNT OF THE REQUIRED GROSS UP PAID BY DEVELOPERS IN THE PERIOD COVERED BY THIS ANNUAL REPORT.

RECEIVED  
UTILITIES DIVISION  
2023 APR 10 AM 11:17  
ARIZONA CORPORATION  
COMMISSION



signature of owner/official

928-451-1640

telephone no.

SUBSCRIBED AND SWORN TO BEFORE ME A NOTARY PUBLIC  
IN AND FOR THE COUNTY

Yavapai  
(county name)

THIS

23


DAY OF


March, 2023

(month) and (year)

MY COMMISSION EXPIRES

Aug 7, 2026  
(date)





(signature of notary public)