

ANNUAL REPORT

Of

Company Name: **Pueblo Del Sol Water Company**
4090 Canyon de Flores

Mailing Address: **Sierra Vista** **AZ**
85650

Docket No.: **W-02208A**
For the Year Ended: **12/31/22**

RECEIVED BY EMAIL
April 5, 2023 3:37 PM
ARIZONA CORPORATION COMMISSION
UTILITIES DIVISION

WATER UTILITY

To

Arizona Corporation Commission

Due on April 15th

Email: Util-Compliance@azcc.gov, mail or deliver the completed Annual Report to:
Arizona Corporation Commission
Compliance Section - Utilities Division
1200 West Washington Street
Phoenix, Arizona 85007

Application Type: **Original Filing**
Application Date: **4/5/2023**

ARIZONA CORPORATION COMMISSION
WATER UTILITY ANNUAL REPORT
Pueblo Del Sol Water Company
A Class ☒ Utility

For the Calendar Year Ended: 12/31/22

Primary Address:

4090 Canyon de Flores			
City:	Sierra Vista	State:	Arizona
Zip Code:	85650		

Telephone Number:

(520) 458-3742

Date of Original Organization of Utility:

1972

Person to whom correspondence should be addressed concerning this report:

Name:

Joshua Hardin

Telephone No. :

(661) 664-6564

Address:

10000 Stockdale Hwy, Suite 300			
City:	Bakersfield	State:	California
Zip Code:	93311		

Email:

jhardin@castlecooke.com

On-Site Manager
Name:

Diane Kawada

Telephone No. :

(520) 458-3742

Address:

4090 Canyon de Flores			
City:	Sierra Vista	State:	Arizona
Zip Code:	85650		

Email:

dkawada@castlecooke.com

NA
Name:

N/A

Telephone No. :

N/A

Address:

N/A			
City:	N/A	State:	Arizona
Zip Code:	N/A		

Email:

N/A

NA
Name:

N/A

Telephone No. :

N/A

Address:

N/A			
City:	N/A	State:	Arizona
Zip Code:	N/A		

Email:

N/A

NA
Name:

N/A

Telephone No. :

N/A

Address:

N/A			
City:	N/A	State:	Arizona
Zip Code:	N/A		

Email:

N/A

Ownership:

"C" Corporation

Counties Served:

Cochise

ARIZONA CORPORATION COMMISSION
WATER UTILITY ANNUAL REPORT
Pueblo Del Sol Water Company

Important changes during the year	
-----------------------------------	--

N/A	For those companies not subject to the affiliated interest rules, has there been a change in ownership or direct control during the year?
	If yes, please provide specific details in the box below.
	N/A

No	Has the company been notified by any other regulatory authorities during the year, that they are out of compliance?
	If yes, please provide specific details in the box below.
	N/A

Utility Plant in Service (Water)							
Account No.	Description	Beginning Year Original Cost	Current Year Additions	Current Year Retirements	Adjusted Original Cost	Accumulated Depreciation	OCLD (OC less AD)
301	Organization	\$1,414	\$0	\$0	\$1,414	\$0	\$1,414
302	Franchises	0	0	0	0	0	0
303	Land and Land Rights	25,538	0	0	25,538	0	25,538
304	Structures and Improvements	11,137	0	0	11,137	(909)	12,046
305	Collecting & Improving Reservoirs	0	0	0	0	0	0
306	Lake, River, Canal Intakes	0	0	0	0	0	0
307	Wells and Springs	1,206,755	0	0	1,206,755	553,654	653,101
308	Infiltration Galleries	0	0	0	0	0	0
309	Supply Mains	0	0	0	0	0	0
310	Power Generation Equipment	38,848	0	0	38,848	19,327	19,521
311	Pumping Equipment	353,417	207,311	0	560,728	313,394	247,334
320	Water Treatment Equipment	0	0	0	0	0	0
320.1	Water Treatment Plants	0	0	0	0	0	0
320.2	Solution Chemical Feeders	0	0	0	0	0	0
320.3	Point-of-Use Treatment Devices	0	0	0	0	0	0
330	Distribution Reservoirs and Standpipes	379,998	0	0	379,998	259,811	120,187
330.1	Storage Tanks	0	0	0	0	0	0
330.2	Pressure Tanks	42,765	0	0	42,765	17,341	25,424
331	Transmission and Distribution Mains	4,754,278	0	0	4,754,278	2,926,611	1,827,667
333	Services	213,336	0	0	213,336	128,574	84,762
334	Meters and Meter Installations	170,929	32,592	0	203,521	145,881	57,640
335	Hydrants	88,418	0	0	88,418	67,505	20,913
336	Backflow Prevention Devices	0	0	0	0	0	0
339	Other Plant and Misc. Equipment	206,730	0	0	206,730	128,065	78,665
340	Office Furniture and Equipment	22,539	0	(187)	22,726	15,312	7,414
340.1	Computer & Software	40,872	0	0	40,872	29,116	11,756
341	Transportation Equipment	103,496	0	0	103,496	71,914	31,582
342	Stores Equipment	0	0	0	0	0	0
343	Tools, Shop and Garage Equipment	4,796	0	0	4,796	4,796	0
344	Laboratory Equipment	0	0	0	0	0	0
345	Power Operated Equipment	49,691	0	0	49,691	31,579	18,112
346	Communication Equipment	13,380	12,018	0	25,398	6,580	18,818
347	Miscellaneous Equipment	0	0	0	0	0	0
348	Other Tangible Plant	10,239	0	0	10,239	4,340	5,899
	Totals	\$7,738,576	\$251,921	(\$187)	\$7,990,684	\$4,722,891	\$3,267,793

Pueblo Del Sol Water Company
Annual Report
Depreciation Expense for the Current Year (Water)
12/31/22

Depreciation Expense for the Current Year (Water)									
Account No.	Description	Beginning Year Original Cost	Current Year Additions	Current Year Retirements	Adjusted Original Cost	Fully Depreciated/Non-depreciable Plant	Depreciable Plant	Depreciation Percentages	Depreciation Expense
301	Organization	\$1,414	\$0	\$0	\$1,414	\$1,414	\$0	0.00%	\$0
302	Franchises	0	0	0	0	0	0	0.00%	0
303	Land and Land Rights	25,538	0	0	25,538	25,538	0	0.00%	0
304	Structures and Improvements	11,137	0	0	11,137	0	11,137	3.33%	371
305	Collecting & Improving Reservoirs	0	0	0	0	0	0	2.50%	0
306	Lake, River, Canal Intakes	0	0	0	0	0	0	2.50%	0
307	Wells and Springs	1,206,755	0	0	1,206,755	83,347	1,123,408	3.33%	37,409
308	Infiltration Galleries	0	0	0	0	0	0	6.67%	0
309	Supply Mains	0	0	0	0	0	0	2.00%	0
310	Power Generation Equipment	38,848	0	0	38,848	0	38,848	5.00%	1,942
311	Pumping Equipment	353,417	207,311	0	560,728	219,085	341,643	12.50%	29,748
320	Water Treatment Equipment	0	0	0	0	0	0	3.33%	0
320.1	Water Treatment Plants	0	0	0	0	0	0	3.33%	0
320.2	Solution Chemical Feeders	0	0	0	0	0	0	20.00%	0
320.3	Point-of-Use Treatment Devices	0	0	0	0	0	0	0.00%	0
330	Distribution Reservoirs and Standpipes	379,998	0	0	379,998	88,763	291,235	2.22%	6,465
330.1	Storage Tanks	0	0	0	0	0	0	2.22%	0
330.2	Pressure Tanks	42,765	0	0	42,765	0	42,765	5.00%	2,138
331	Transmission and Distribution Mains	4,754,278	0	0	4,754,278	1,255,687	3,498,591	2.00%	69,972
333	Services	213,336	0	0	213,336	28,075	185,261	3.33%	6,169
334	Meters and Meter Installations	170,929	32,592	0	203,521	91,759	111,762	8.33%	7,952
335	Hydrants	88,418	0	0	88,418	15,510	72,908	2.00%	1,458
336	Backflow Prevention Devices	0	0	0	0	0	0	6.67%	0
339	Other Plant and Misc. Equipment	206,730	0	0	206,730	0	206,730	6.67%	13,789
340	Office Furniture and Equipment	22,539	0	(187)	22,726	(94)	22,820	6.67%	1,516
340.1	Computer & Software	40,872	0	0	40,872	0	40,872	20.00%	8,174
341	Transportation Equipment	103,496	0	0	103,496	0	103,496	20.00%	20,699
342	Stores Equipment	0	0	0	0	0	0	4.00%	0
343	Tools, Shop and Garage Equipment	4,796	0	0	4,796	2,456	2,340	5.00%	117
344	Laboratory Equipment	0	0	0	0	0	0	10.00%	0
345	Power Operated Equipment	49,691	0	0	49,691	0	49,691	5.00%	2,485
346	Communication Equipment	13,380	12,018	0	25,398	0	25,398	10.00%	1,939
347	Miscellaneous Equipment	0	0	0	0	0	0	10.00%	0
348	Other Tangible Plant	10,239	0	0	10,239	0	10,239	10.00%	1,024
	Subtotal	\$7,738,576	\$251,921	(\$187)	\$7,990,684	\$1,811,540	\$6,179,144		\$213,369

Contribution(s) in Aid of Construction (Gross)	\$3,064,637
Less: Non Amortizable Contribution(s)	0
Fully Amortized Contribution(s)	0
Amortizable Contribution(s)	<u>\$3,064,637</u>
Times: Proposed Amortization Rate	3.45%
Amortization of CIAC	\$105,824

Less: Amortization of CIAC \$105,824

DEPRECIATION EXPENSE **\$107,546**

Pueblo Del Sol Water Company
Annual Report
Balance Sheet Assets
12/31/22

Balance Sheet Assets				
	Assets		Balance at Beginning of Year (2022)	Balance at End of Year (2022)
Account No.	Current and Accrued Assets			
131	Cash		\$315,174	\$150,453
134	Working Funds		0	0
135	Temporary Cash Investments		0	0
141	Customer Accounts Receivable		115,663	103,549
146	Notes Receivable from Associated Companies		0	0
151	Plant Material and Supplies		0	0
162	Prepayments		0	0
174	Miscellaneous Current and Accrued Assets		0	0
	Total Current and Accrued Assets		\$430,837	\$254,002
Account No.	Fixed Assets			
101	Utility Plant in Service*		\$7,738,576	\$7,990,684
103	Property Held for Future Use		0	0
105	Construction Work in Progress		0	8,308
108	Accumulated Depreciation (enter as negative)*		(4,509,174)	(4,722,891)
121	Non-Utility Property		0	0
122	Accumulated Depreciation - Non Utility		0	0
	Total Fixed Assets		\$3,229,402	\$3,276,101
	Total Assets		\$3,660,239	\$3,530,103

*Note these items feed automatically from AR3 UPIS Page 4

Pueblo Del Sol Water Company
Annual Report
Balance Sheet Liabilities and Owners Equity

Balance Sheet Liabilities and Owners Equity				
	Liabilities		Balance at Beginning of Year (2022)	Balance at End of Year (2022)
Account No.	Current Liabilities			
231	Accounts Payable		\$60,431	\$9,583
232	Notes Payable (Current Portion)		0	0
234	Notes Payable to Associated Companies		0	0
235	Customer Deposits		76,682	77,258
236	Accrued Taxes		167,337	87,800
237	Accrued Interest		0	0
242	Miscellaneous Current and Accrued Liabilities		14,573	25,293
	Total Current Liabilities		\$319,023	\$199,934
	Long Term Debt			
224	Long Term Debt (Notes and Bonds)		\$0	\$0
	Deferred Credits			
251	Unamortized Premium on Debt		\$0	\$0
252	Advances in Aid of Construction		96,740	95,824
255	Accumulated Deferred Investment Tax Credits		0	0
271	Contributions in Aid of Construction		3,064,637	3,064,637
272	Less: Amortization of Contributions		(1,573,049)	(1,678,872)
281	Accumulated Deferred Income Tax		547,040	593,999
	Total Deferred Credits		\$2,135,368	\$2,075,588
	Total Liabilities		\$2,454,391	\$2,275,522
	Capital Accounts			
201	Common Stock Issued		\$1,205,848	\$1,254,584
211	Other Paid-In Capital		0	0
215	Retained Earnings		0	0
218	Proprietary Capital (Sole Props and Partnerships)		0	0
	Total Capital		\$1,205,848	\$1,254,584
	Total Liabilities and Capital		\$3,660,239	\$3,530,106

Note: Total liabilities and Capital must match total assets for the beginning and end of the year!

Pueblo Del Sol Water Company
Annual Report
Water Comparative Income Statement
12/31/22

Water Comparative Income Statement			
Account No.	Calendar Year	Current Year 01/01/2022 - 12/31/2022	Last Year 01/01/2021 - 12/31/2021
	Operating Revenue		
461	Metered Water Revenue	\$1,511,615	\$1,591,122
460	Unmetered Water Revenue	0	0
462	Fire Protection Revenue	0	0
469	Guaranteed Revenues (Surcharges)	20,524	20,418
471	Miscellaneous Service Revenues	14,984	10,535
474	Other Water Revenue	0	0
	Total Revenues	\$1,547,123	\$1,622,075
	Operating Expenses		
601	Salaries and Wages	\$351,421	\$299,313
604	Employee Pensions and Benefits	41,939	18,939
610	Purchased Water	0	0
615	Purchased Power	268,781	229,797
618	Chemicals	0	0
620	Materials and Supplies	0	0
620.1	Repairs and Maintenance	126,917	69,907
620.2	Office Supplies and Expense	132,754	210,299
630	Contractual Services	0	0
631	Contractual Services - Engineering	0	0
632	Contractual Services - Accounting	0	0
633	Contractual Services - Legal	4,018	30,223
634	Contractual Services - Management Fees	0	0
635	Contractual Services - Water Testing	14,777	3,707
636	Contractual Services - Other	7,758	7,082
640	Rents	0	0
641	Rental of Building/Real Property	20,296	19,176
642	Rental of Equipment	3,357	3,993
650	Transportation Expenses	1,194	0
657	Insurance - General Liability	5,256	11,160
657.1	Insurance - Health and Life	13,644	37,238
665	Regulatory Commission Expense - Rate	0	0
670	Bad Debt Expense	0	0
675	Miscellaneous Expense	134	(201)
403	Depreciation Expense (From Schedule AR4)	107,546	98,920
408	Taxes Other Than Income	20,895	18,103
408.11	Property Taxes	80,085	86,050
409	Income Taxes	86,141	118,974
427.1	Customer Security Deposit Interest	0	0
	Total Operating Expenses	\$1,286,913	\$1,262,680
	Operating Income / (Loss)	\$260,210	\$359,395
	Other Income / (Expense)		
419	Interest and Dividend Income	\$0	\$0
421	Non-Utility Income	0	0
426	Miscellaneous Non-Utility (Expense)	0	0
427	Interest (Expense)	0	0
	Total Other Income / (Expense)	\$0	\$0
	Net Income / (Loss)	\$260,210	\$359,395

Full time equivalent employees

	Direct Company	Allocated	Outside service	Total
President	0.0	0.0	0.0	0.0
Vice-president	0.0	0.0	0.0	0.0
Manager	1.0	0.0	0.0	1.0
Engineering Staff	0.0	0.0	0.0	0.0
System Operator(s)	0.0	0.0	0.0	0.0
Meter reader	0.0	0.0	0.0	0.0
Customer Service	1.0	0.0	0.0	1.0
Accounting	0.0	0.0	0.0	0.0
Business Office	1.0	0.0	0.0	1.0
Rates Department	0.0	0.0	0.0	0.0
Administrative Staff	1.1	0.0	0.0	1.1
Other	0.0	0.0	0.0	0.0
Total	4.1	0.0	0.0	4.1

Pueblo Del Sol Water Company
Annual Report
Supplemental Financial Data (Long-Term Debt)
12/31/22

Supplemental Financial Data (Long-Term Debt)				
	Loan #1	Loan #2	Loan #3	Loan #4
Date Issued	N/A	N/A	N/A	N/A
Source of Loan	N/A	N/A	N/A	N/A
ACC Decision No.	N/A	N/A	N/A	N/A
Reason for Loan	N/A	N/A	N/A	N/A
Dollar Amt. Issued	N/A	N/A	N/A	N/A
Amount Outstanding	N/A	N/A	N/A	N/A
Date of Maturity	N/A	N/A	N/A	N/A
Interest Rate	N/A	N/A	N/A	N/A
Current Year Interest	N/A	N/A	N/A	N/A
Current Year Principal	N/A	N/A	N/A	N/A

Meter Deposit Balance at Test Year End:	\$31,008
---	----------

Meter Deposits Refunded During the Test Year:	\$6,490
---	---------

List all bonds, notes, loans, and other types of indebtedness in which the proceeds were used in the provision of public utility service. Indebtedness incurred for personal uses by the owner of the utility should not be listed. Input 0 or none if there is nothing to report for that cell.

Well and Water Usage											
Name of the System:		PUEBLO DEL SOL WATER CO									
ADEQ Public Water System Number:		AZ0402044									
ADWR PCC Number:		91-000058.0000									
Well registry 55# (55-XXXXXX):	Pump Horsepower	Pump Yield (gpm)	Casing Depth (feet)	Casing Diameter (inches)	Pump Motor Type **	Year Drilled	Water level 2012	Water level 2022	Meter Size (inches)	How measured:	Active
55-623583	75	350	601	14-16	Submersible	1972	438	438	4	Metered	Yes
55-623582	65	325	795	14-16	Submersible	1973	426	435	8	Metered	Yes
55-623581	200	850	450	14-16	Turbine	1973	383	389	8	Metered	Yes
55-595127	200	1,050	800	16	Turbine	2003	444	464	10	Metered	Yes
N/A	N/A	N/A	N/A	N/A	N/A	N/A	N/A	N/A	N/A	N/A	N/A
N/A	N/A	N/A	N/A	N/A	N/A	N/A	N/A	N/A	N/A	N/A	N/A
N/A	N/A	N/A	N/A	N/A	N/A	N/A	N/A	N/A	N/A	N/A	N/A
N/A	N/A	N/A	N/A	N/A	N/A	N/A	N/A	N/A	N/A	N/A	N/A
N/A	N/A	N/A	N/A	N/A	N/A	N/A	N/A	N/A	N/A	N/A	N/A
N/A	N/A	N/A	N/A	N/A	N/A	N/A	N/A	N/A	N/A	N/A	N/A
N/A	N/A	N/A	N/A	N/A	N/A	N/A	N/A	N/A	N/A	N/A	N/A
N/A	N/A	N/A	N/A	N/A	N/A	N/A	N/A	N/A	N/A	N/A	N/A
N/A	N/A	N/A	N/A	N/A	N/A	N/A	N/A	N/A	N/A	N/A	N/A
N/A	N/A	N/A	N/A	N/A	N/A	N/A	N/A	N/A	N/A	N/A	N/A
N/A	N/A	N/A	N/A	N/A	N/A	N/A	N/A	N/A	N/A	N/A	N/A
N/A	N/A	N/A	N/A	N/A	N/A	N/A	N/A	N/A	N/A	N/A	N/A
N/A	N/A	N/A	N/A	N/A	N/A	N/A	N/A	N/A	N/A	N/A	N/A
N/A	N/A	N/A	N/A	N/A	N/A	N/A	N/A	N/A	N/A	N/A	N/A
N/A	N/A	N/A	N/A	N/A	N/A	N/A	N/A	N/A	N/A	N/A	N/A
N/A	N/A	N/A	N/A	N/A	N/A	N/A	N/A	N/A	N/A	N/A	N/A
N/A	N/A	N/A	N/A	N/A	N/A	N/A	N/A	N/A	N/A	N/A	N/A
N/A	N/A	N/A	N/A	N/A	N/A	N/A	N/A	N/A	N/A	N/A	N/A

Name of system water delivered to:		PUEBLO DEL SOL WATER CO									
ADWR PCC Number:		91-000058.0000									
Source of water delivered to another system		NA									
Name of system water received from:		PUEBLO DEL SOL WATER CO									
ADWR PCC Number:		91-000058.0000									
Source of water received		NA									
Well registry 55# (55-XXXXXX):		NA									

Month	Water withdrawn (gallons) ¹	Water sold (gallons) ²	Water delivered (sold) to other systems (gallons) ³	Water received (purchased) from other systems (gallons) ⁴	Estimated authorized use (gallons) ⁵	Purchased Power Expense ⁶	Purchased Power (kWh) ⁷
January	29,207,410.00	28,706,340.00	0.00	0.00	0.00	\$15,861	120,171
February	30,395,930.00	27,734,990.00	0.00	0.00	0.00	14,697	112,989
March	27,872,100.00	27,070,550.00	0.00	0.00	0.00	16,784	121,495
April	34,193,200.00	33,499,430.00	0.00	0.00	0.00	21,412	144,915
May	46,620,540.00	42,704,240.00	0.00	0.00	0.00	25,427	184,731
June	64,393,410.00	62,148,600.00	0.00	0.00	0.00	31,329	232,141
July	38,311,890.00	37,948,850.00	0.00	0.00	0.00	26,390	178,816
August	34,700,830.00	33,978,090.00	0.00	0.00	0.00	24,623	156,681
September	35,985,520.00	34,819,720.00	0.00	0.00	0.00	23,943	144,450
October	31,887,440.00	31,364,340.00	0.00	0.00	0.00	25,146	146,959
November	30,806,300.00	30,165,550.00	0.00	0.00	0.00	22,115	133,876
December	28,519,110.00	28,106,340.00	0.00	0.00	0.00	21,055	121,078
Totals	432,893,680.00	418,247,040.00	0.00	0.00	0.00	\$268,783	1,798,302

If applicable, in the space below please provide a description for all un-metered water use along with amounts:											
N/A											

1 Water withdrawn - Total gallons of water withdrawn from pumped sources.
2 Water sold - Total gallons from customer meters, and other sales such as construction water.
3 Water delivered (sold) to other systems - Total gallons of water delivered to other systems.
4 Water received (purchased) from other systems - Total gallons of water purchased/received from other systems.
5 Estimated authorized use - Total estimated gallons from authorized metered or unmetered use. Authorized uses such as flushing (mains, services and hydrants) draining/cleaning tanks, process, construction, fire fighting, etc. Non-authorized use (real losses) are service line breaks and leaks, water main breaks, meter inaccuracies and theft.
6 Enter the total purchased power costs for the power meters associated with this system.
7 Enter the total purchased kWh used by the power meters associated with this system.

Water Utility Plant Description			
Name of the System:	PUEBLO DEL SOL WATER CO		
ADEQ Public Water System Number:	AZ0402044		
ADWR PCC Number:	91-000058.0000		

MAINS		
Sizes (inches)	Material	Length (feet)
2.00	PVC/AC/Steel	4,121
4.00	PVC/AC/Steel	26,432
6.00	ACP, DIP, PVC	154,300
8.00	ACP, C900	192,500
10.00	ACP, C900	7,276
12.00	ACP, DIP, PVC	86,911
NA	NA	NA
NA	NA	NA
NA	NA	NA
NA	NA	NA
NA	NA	NA
NA	NA	NA
NA	NA	NA
NA	NA	NA

SERVICE LINES		
Material	Percent of system	Year installed
Black poly	65%	74
Blue poly	15%	17
Copper	20%	88
NA	NA	NA
NA	NA	NA

BOOSTER PUMPS		
Horsepower	GPM	Quantity
20	290	4
60	506	1
NA	NA	NA
NA	NA	NA

STORAGE TANKS			
Capacity (gallons)	Material	Quantity	Year installed
250,000	Steel	1	1980
500,000	Steel	1	1982
500,000	Steel	1	1996
1,000,000	Steel	1	2001
NA	NA	NA	NA
NA	NA	NA	NA

CUSTOMER METERS			
Size (inches)	Quantity	Percent over 1,000,000 gallons	Percent over 10 years old
5/8 x 3/4	5,431	0%	65%
1	29	0%	100%
1.5	8	0%	98%
2	19	0%	100%
0.75	9	0%	90%
4	1	100%	100%
NA	NA	NA	NA
NA	NA	NA	NA
NA	NA	NA	NA
NA	NA	NA	NA
NA	NA	NA	NA
NA	NA	NA	NA
NA	NA	NA	NA
NA	NA	NA	NA
NA	NA	NA	NA
NA	NA	NA	NA
NA	NA	NA	NA

FIRE HYDRANTS	
Type	Quantity
Standard *	440
Other	49

PRESSURE/BLADDER TANKS			
Capacity (gallons)	Material	Quantity	Year installed
1	Steel	5,000	1972
NA	NA	NA	NA
NA	NA	NA	NA
NA	NA	NA	NA
NA	NA	NA	NA
NA	NA	NA	NA

* A standard fire hydrant has two 2.5 inch hose connection nozzles with 7.5 threads per inch, and one 4.5 inch pumper connection nozzle with 4 threads per inch.

Water Utility Plant Description (Continued)
--

For the following three items, list the utility owned assets in each category for each system.

TREATMENT EQUIPMENT:	n/a
-----------------------------	-----

STRUCTURES:	n/a
--------------------	-----

OTHER:	n/a
---------------	-----

Provide a calculation used to determine the value of one water equivalent residential connection (ERC).

Use one of the following methods:

- (a) If actual flow data are available from the preceding 12 months, divide the total annual single family residence (SFR) gallons sold by the average number of single family residence customers for the same period and divide the result by
- (b) If no historical flow data are available, use:

$$ERC = (\text{Total SFR gallons sold (Omit 000)} / 365 \text{ days} / 350 \text{ gallons per day})$$

ERC	187
Method used:	(a)

Customer and Other Information	
Name of the System:	PUEBLO DEL SOL WATER CO
ADEQ Public Water System Number:	AZ0402044
ADWR PCC Number:	91-000058.0000

Month	Number of Customers				
	Single-Family	Multi-Family	Commercial	Turf/Irrigation	Other Non-Residential
January	5,512	152	97	1	0
February	5,515	148	96	1	0
March	5,535	148	97	1	0
April	5,518	148	96	1	0
May	5,531	146	96	1	0
June	5,542	147	96	1	0
July	5,538	146	96	1	0
August	5,544	149	96	1	0
September	5,545	147	99	1	0
October	5,538	148	96	1	0
November	5,533	148	96	1	0
December	5,525	146	96	1	0

If the system has fire hydrants, what is the fire flow requirements? GPM for hrs.

Does the system have chlorination treatment?

Does the Company have an ADWR Gallons Per Capita Per Day (GPCPD) requirement?

If yes, provide the GPCPD amount:

Is the Water Utility located in an ADWR Active Management Area (AMA)?

If yes, which AMA?

What is the present system connection capacity (in ERCs *) using existing lines?

What is the future system connection capacity (in ERCs *) upon service area buildout?

Describe any plans and estimated completion dates for any enlargements or improvements of this system.

Subdivision Independence, 300 lots over 10 years. Completion date 2033.

* an ERC is based on the calculation on the bottom of AR9 page 12.

Pueblo Del Sol Water Company
Annual Report
Utility Shutoffs / Disconnects
12/31/22

Utility Shutoffs / Disconnects		
Name of the System:	PUEBLO DEL SOL WATER CO	
ADEQ Public Water System Number:	AZ0402044	
ADWR PCC Number:	91-000058.0000	

Month	Termination without Notice R14-2-410.B	Termination with Notice R14-2- 410.C	Other
January	0	30	0
February	0	22	0
March	0	35	0
April	0	27	0
May	0	30	0
June	0	28	0
July	0	24	0
August	0	31	0
September	0	38	0
October	0	32	0
November	0	28	0
December	0	28	0
Total	0	353	0

Other (description):

NA

Instructions: Fill out the Grey Cells with the relevant information. Input 0 or none if there is nothing recorded in that account or there is no applicable information to report.

Property Taxes	
----------------	--

Amount of actual property taxes paid during Calendar Year 2022 was
--

\$83,068

If no property taxes paid, explain why.

NA

Instructions: Fill out the Grey Cells with the relevant information. Input 0 or none if there is nothing recorded in that account or there is no applicable information to report.

Verification and Sworn Statement (Taxes)

Verification: State of California I, the undersigned of the
(state name)

County of (county name): Other
Name (owner or official) title: Joshua Hardin
Company name: Pueblo Del Sol Water Company

DO SAY THAT THIS ANNUAL UTILITY PROPERTY TAX AND SALES TAX REPORT TO THE ARIZONA CORPORATION COMMISSION.

FOR THE YEAR ENDING: 12/31/22

HAS BEEN PREPARED UNDER MY DIRECTION, FROM THE ORIGINAL BOOKS, PAPERS AND RECORDS OF SAID UTILITY; THAT I HAVE CAREFULLY EXAMINED THE SAME, AND DECLARE THE SAME TO BE A COMPLETE AND CORRECT STATEMENT OF BUSINESS AND AFFAIRS OF SAID UTILITY FOR THE PERIOD COVERED BY THIS REPORT IN RESPECT TO EACH AND EVERY MATTER AND THING SET FORTH, TO THE BEST OF MY KNOWLEDGE, INFORMATION AND BELIEF.

Sworn Statement: I HEREBY ATTEST THAT ALL PROPERTY TAXES FOR SAID COMPANY ARE CURRENT AND PAID IN FULL.

I HEREBY ATTEST THAT ALL SALES TAXES FOR SAID COMPANY ARE CURRENT AND PAID IN FULL.


signature of owner/official

661-664-6564
telephone no.


SUBSCRIBED AND SWORN TO BEFORE ME A NOTARY PUBLIC
IN AND FOR THE COUNTY

THIS 29th DAY OF Kern
(county name)
March 2023
(month) and (year)

MY COMMISSION EXPIRES

Feb. 20, 2025
(date)




(signature of notary public)

Verification and Sworn Statement

Verification:

State of California I, the undersigned of the
(state name)

County of (county name):

Other

Name (owner or official) title:

Joshua Hardin

Company name:

Pueblo Del Sol Water Company

DO SAY THAT THIS ANNUAL UTILITY PROPERTY TAX AND SALES TAX REPORT TO THE ARIZONA CORPORATION COMMISSION.

FOR THE YEAR ENDING: 12/31/22

HAS BEEN PREPARED UNDER MY DIRECTION, FROM THE ORIGINAL BOOKS, PAPERS AND RECORDS OF SAID UTILITY; THAT I HAVE CAREFULLY EXAMINED THE SAME, AND DECLARE THE SAME TO BE A COMPLETE AND CORRECT STATEMENT OF BUSINESS AND AFFAIRS OF SAID UTILITY FOR THE PERIOD COVERED BY THIS REPORT IN RESPECT TO EACH AND EVERY MATTER AND THING SET FORTH, TO THE BEST OF MY KNOWLEDGE, INFORMATION AND BELIEF.

Sworn Statement: IN ACCORDANCE WITH THE REQUIREMENTS OF TITLE 40, ARTICLE 8, SECTION 40-401, ARIZONA REVISED STATUTES, IT IS HEREIN REPORTED THAT THE GROSS OPERATING REVENUE OF SAID UTILITY DERIVED FROM ARIZONA INTRASTATE UTILITY OPERATIONS DURING THE CALENDAR YEAR WAS:


Arizona Intrastate Gross Operating Revenues Only (\$)

\$1,643,908

(The amount in the box above includes

\$117,360 in sales taxes

billed or collected)


signature of owner/official

661-664-6564

telephone no.

SUBSCRIBED AND SWORN TO BEFORE ME A NOTARY PUBLIC
IN AND FOR THE COUNTY

Kern

(county name)

THIS

29th

DAY OF

March 2023

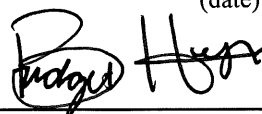
(month) and (year)

MY COMMISSION EXPIRES

Feb 20, 2025

(date)




(signature of notary public)

Verification and Sworn Statement (Residential Revenue)

Verification:

State of California I, the undersigned of the
(state name)

County of (county name):

Other

Name (owner or official) title:

Joshua Hardin

Company name:

Pueblo Del Sol Water Company

DO SAY THAT THIS ANNUAL UTILITY PROPERTY TAX AND SALES TAX REPORT TO THE ARIZONA CORPORATION COMMISSION.

FOR THE YEAR ENDING: 12/31/22

HAS BEEN PREPARED UNDER MY DIRECTION, FROM THE ORIGINAL BOOKS, PAPERS AND RECORDS OF SAID UTILITY; THAT I HAVE CAREFULLY EXAMINED THE SAME, AND DECLARE THE SAME TO BE A COMPLETE AND CORRECT STATEMENT OF BUSINESS AND AFFAIRS OF SAID UTILITY FOR THE PERIOD COVERED BY THIS REPORT IN RESPECT TO EACH AND EVERY MATTER AND THING SET FORTH, TO THE BEST OF MY KNOWLEDGE, INFORMATION AND BELIEF.

Sworn Statement: IN ACCORDANCE WITH THE REQUIREMENTS OF TITLE 40, ARTICLE 8, SECTION 40-401, ARIZONA REVISED STATUTES, IT IS HEREIN REPORTED THAT THE GROSS OPERATING REVENUE OF SAID UTILITY DERIVED FROM ARIZONA INTRASTATE UTILITY OPERATIONS RECEIVED FROM RESIDENTIAL CUSTOMERS DURING THE CALENDAR YEAR WAS:

Arizona Intrastate Gross Operating Revenues Only (\$)

\$1,476,957

(The amount in the box above includes

\$108,183

in sales taxes
billed or collected)

signature of owner/official

661-664-6564

telephone no.

SUBSCRIBED AND SWORN TO BEFORE ME A NOTARY PUBLIC
IN AND FOR THE COUNTY

Kern

(county name)

THIS

29th

DAY OF

March 2023

(month) and (year)

MY COMMISSION EXPIRES

Feb. 20, 2025
(date)



signature of notary public

(signature of notary public)