

RECEIVED
UTILITIES DIVISION

2022 APR 19 A 10:48

ANNUAL REPORT

ARIZONA CORPORATION
COMMISSION

Of

Company Name: Pueblo Del Sol Water Company
4090 Canyon de Flores

Mailing Address: Sierra Vista AZ
85650

Docket No.: W-02208A
For the Year Ended: 12/31/21

WATER UTILITY

To

Arizona Corporation Commission

Due on April 15th

Email: Util-Compliance@azcc.gov, mail or deliver the completed Annual Report to:
Arizona Corporation Commission
Compliance Section - Utilities Division
1200 West Washington Street
Phoenix, Arizona 85007

Application Type: Original Filing
Application Date: 4/4/2022

ARIZONA CORPORATION COMMISSION
WATER UTILITY ANNUAL REPORT
Pueblo Del Sol Water Company
A Class ☐ Utility

For the Calendar Year Ended: 12/31/21

Primary Address: 4090 Canyon de Flores
City: Sierra Vista State: Arizona Zip Code: 85650

Telephone Number: (520) 458-3742

Date of Original Organization of Utility: 5/25/1905

Person to whom correspondence should be addressed concerning this report:

Name: Joshua Hardin
Telephone No. : (661) 664-6564
Address: 10000 Stockdale Highway
City: Bakersfield State: California Zip Code: 93311
Email: jhardin@castlecooke.com

On-Site Manager
Name: Diane Kawada
Telephone No. : (520) 458-3742
Address: 4090 Canyon de Flores
City: Sierra Vista State: Arizona Zip Code: 85650
Email: dkawada@castlecooke.com

NA
Name: N/A
Telephone No. : N/A
Address: N/A
City: N/A State: Arizona Zip Code: N/A
Email: N/A

NA
Name: N/A
Telephone No. : N/A
Address: N/A
City: N/A State: Arizona Zip Code: N/A
Email: N/A

NA
Name: N/A
Telephone No. : N/A
Address: N/A
City: N/A State: Arizona Zip Code: N/A
Email: N/A

Ownership: "C" Corporation

Counties Served: Cochise

ARIZONA CORPORATION COMMISSION
WATER UTILITY ANNUAL REPORT
Pueblo Del Sol Water Company

Important changes during the year
--

N/A	For those companies not subject to the affiliated interest rules, has there been a change in ownership or direct control during the year?
-----	---

	If yes, please provide specific details in the box below.
--	---

	N/A
--	-----

No	Has the company been notified by any other regulatory authorities during the year, that they are out of compliance?
----	---

	If yes, please provide specific details in the box below.
--	---

	N/A
--	-----

Pueblo Del Sol Water Company
Annual Report
Utility Plant in Service (Water)
12/31/21

Utility Plant in Service (Water)							
Account No.	Description	Beginning Year Original Cost	Current Year Additions	Current Year Retirements	Adjusted Original Cost	Accumulated Depreciation	OCLD (OC less AD)
301	Organization	\$1,414	\$0	\$0	\$1,414	\$0	\$1,414
302	Franchises	0	0	0	0	0	0
303	Land and Land Rights	25,538	0	0	25,538	0	25,538
304	Structures and Improvements	11,137	0	0	11,137	(1,280)	12,417
305	Collecting & Improving Reservoirs	0	0	0	0	0	0
306	Lake, River, Canal Intakes	0	0	0	0	0	0
307	Wells and Springs	1,141,703	65,052	0	1,206,755	516,245	690,510
308	Infiltration Galleries	0	0	0	0	0	0
309	Supply Mains	0	0	0	0	0	0
310	Power Generation Equipment	38,848	0	0	38,848	17,385	21,463
311	Pumping Equipment	335,400	18,017	0	353,417	283,646	69,771
320	Water Treatment Equipment	0	0	0	0	0	0
320.1	Water Treatment Plants	0	0	0	0	0	0
320.2	Solution Chemical Feeders	0	0	0	0	0	0
320.3	Point-of-Use Treatment Devices	0	0	0	0	0	0
330	Distribution Reservoirs and Standpipes	379,998	0	0	379,998	253,345	126,653
330.1	Storage Tanks	0	0	0	0	0	0
330.2	Pressure Tanks	42,765	0	0	42,765	15,203	27,562
331	Transmission and Distribution Mains	4,754,278	0	0	4,754,278	2,856,639	1,897,639
333	Services	213,336	0	0	213,336	122,405	90,931
334	Meters and Meter Installations	170,929	0	0	170,929	137,929	33,000
335	Hydrants	88,418	0	0	88,418	66,047	22,371
336	Backflow Prevention Devices	0	0	0	0	0	0
339	Other Plant and Misc. Equipment	206,730	0	0	206,730	114,276	92,454
340	Office Furniture and Equipment	22,539	0	0	22,539	13,449	9,090
340.1	Computer & Software	34,085	6,787	0	40,872	20,941	19,931
341	Transportation Equipment	103,496	0	0	103,496	51,215	52,281
342	Stores Equipment	0	0	0	0	0	0
343	Tools, Shop and Garage Equipment	4,796	0	0	4,796	4,679	117
344	Laboratory Equipment	0	0	0	0	0	0
345	Power Operated Equipment	49,691	0	0	49,691	29,094	20,597
346	Communication Equipment	13,380	0	0	13,380	4,641	8,739
347	Miscellaneous Equipment	0	0	0	0	0	0
348	Other Tangible Plant	10,239	0	0	10,239	3,316	6,923
	Totals	\$7,648,720	\$89,856	\$0	\$7,738,576	\$4,509,175	\$3,229,401

Pueblo Del Sol Water Company
Annual Report
Depreciation Expense for the Current Year (Water)
12/31/21

Depreciation Expense for the Current Year (Water)									
Account No.	Description	Beginning Year Original Cost	Current Year Additions	Current Year Retirements	Adjusted Original Cost	Fully Depreciated/Non- depreciable Plant	Depreciable Plant	Depreciation Percentages	Depreciation Expense
301	Organization	\$1,414	\$0	\$0	\$1,414	\$1,414	\$0	0.00%	\$0
302	Franchises	0	0	0	0	0	0	0.00%	0
303	Land and Land Rights	25,538	0	0	25,538	25,538	0	0.00%	0
304	Structures and Improvements	11,137	0	0	11,137	0	11,137	3.33%	371
305	Collecting & Improving Reservoirs	0	0	0	0	0	0	2.50%	0
306	Lake, River, Canal Intakes	0	0	0	0	0	0	2.50%	0
307	Wells and Springs	1,141,703	65,052	0	1,206,755	83,347	1,123,408	3.33%	36,326
308	Infiltration Galleries	0	0	0	0	0	0	6.67%	0
309	Supply Mains	0	0	0	0	0	0	2.00%	0
310	Power Generation Equipment	38,848	0	0	38,848	0	38,848	5.00%	1,942
311	Pumping Equipment	335,400	18,017	0	353,417	173,773	179,644	12.50%	21,329
320	Water Treatment Equipment	0	0	0	0	0	0	3.33%	0
320.1	Water Treatment Plants	0	0	0	0	0	0	3.33%	0
320.2	Solution Chemical Feeders	0	0	0	0	0	0	20.00%	0
320.3	Point-of-Use Treatment Devices	0	0	0	0	0	0	0.00%	0
330	Distribution Reservoirs and Standpipes	379,998	0	0	379,998	82,862	297,136	2.22%	6,596
330.1	Storage Tanks	0	0	0	0	0	0	2.22%	0
330.2	Pressure Tanks	42,765	0	0	42,765	0	42,765	5.00%	2,138
331	Transmission and Distribution Mains	4,754,278	0	0	4,754,278	1,255,687	3,498,591	2.00%	69,972
333	Services	213,336	0	0	213,336	28,075	185,261	3.33%	6,169
334	Meters and Meter Installations	170,929	0	0	170,929	91,759	79,170	8.33%	6,595
335	Hydrants	88,418	0	0	88,418	15,510	72,908	2.00%	1,458
336	Backflow Prevention Devices	0	0	0	0	0	0	6.67%	0
339	Other Plant and Misc. Equipment	206,730	0	0	206,730	0	206,730	6.67%	13,789
340	Office Furniture and Equipment	22,539	0	0	22,539	0	22,539	6.67%	1,503
340.1	Computer & Software	34,085	6,787	0	40,872	0	40,872	20.00%	7,496
341	Transportation Equipment	103,496	0	0	103,496	0	103,496	20.00%	20,699
342	Stores Equipment	0	0	0	0	0	0	4.00%	0
343	Tools, Shop and Garage Equipment	4,796	0	0	4,796	0	4,796	5.00%	240
344	Laboratory Equipment	0	0	0	0	0	0	10.00%	0
345	Power Operated Equipment	49,691	0	0	49,691	0	49,691	5.00%	2,485
346	Communication Equipment	13,380	0	0	13,380	0	13,380	10.00%	1,338
347	Miscellaneous Equipment	0	0	0	0	0	0	10.00%	0
348	Other Tangible Plant	10,239	0	0	10,239	0	10,239	10.00%	1,024
	Subtotal	\$7,648,720	\$89,856	\$0	\$7,738,576	\$1,757,965	\$5,980,611		\$201,471

Contribution(s) in Aid of Construction (Gross)	\$3,064,637
Less: Non Amortizable Contribution(s)	20,455
Fully Amortized Contribution(s)	0
Amortizable Contribution(s)	\$3,044,182
Times: Proposed Amortization Rate	3.37%
Amortization of CIAC	\$102,551

Less: Amortization of CIAC **\$102,551**

DEPRECIATION EXPENSE **\$98,921**

Pueblo Del Sol Water Company
Annual Report
Balance Sheet Assets
12/31/21

Balance Sheet Assets				
	Assets		Balance at Beginning of Year (2021)	Balance at End of Year (2021)
Account No.	Current and Accrued Assets			
131	Cash		\$251,688	\$315,174
134	Working Funds		0	0
135	Temporary Cash Investments		0	0
141	Customer Accounts Receivable		130,843	115,663
146	Notes Receivable from Associated Companies		0	0
151	Plant Material and Supplies		0	0
162	Prepayments		0	0
174	Miscellaneous Current and Accrued Assets		0	0
	Total Current and Accrued Assets		\$382,531	\$430,837
Account No.	Fixed Assets			
101	Utility Plant in Service*		\$7,648,720	\$7,738,576
103	Property Held for Future Use		0	0
105	Construction Work in Progress		0	0
108	Accumulated Depreciation (enter as negative)*		(4,307,704)	(4,509,175)
121	Non-Utility Property		0	0
122	Accumulated Depreciation - Non Utility		0	0
	Total Fixed Assets		\$3,341,016	\$3,229,401
	Total Assets		\$3,723,547	\$3,660,238

*Note these items feed automatically from AR3 UPIS Page 4

Pueblo Del Sol Water Company
Annual Report
Balance Sheet Liabilities and Owners Equity

Balance Sheet Liabilities and Owners Equity				
	Liabilities		Balance at Beginning of Year (2021)	Balance at End of Year (2021)
Account No.	Current Liabilities			
231	Accounts Payable		\$12,823	\$60,431
232	Notes Payable (Current Portion)		0	0
234	Notes Payable to Associated Companies		0	0
235	Customer Deposits		81,243	76,682
236	Accrued Taxes		15,618	167,337
237	Accrued Interest		0	0
242	Miscellaneous Current and Accrued Liabilities		19,757	14,573
	Total Current Liabilities		\$129,441	\$319,023
	Long Term Debt			
224	Long Term Debt (Notes and Bonds)		\$0	\$0
	Deferred Credits			
251	Unamortized Premium on Debt		\$0	\$0
252	Advances in Aid of Construction		140,083	96,740
255	Accumulated Deferred Investment Tax Credits		0	0
271	Contributions in Aid of Construction		3,023,728	3,064,637
272	Less: Amortization of Contributions		(1,470,498)	(1,573,049)
281	Accumulated Deferred Income Tax		542,682	547,040
	Total Deferred Credits		\$2,235,995	\$2,135,368
	Total Liabilities		\$2,365,436	\$2,454,391
	Capital Accounts			
201	Common Stock Issued		\$1,358,111	\$1,205,848
211	Other Paid-In Capital		0	0
215	Retained Earnings		0	0
218	Proprietary Capital (Sole Props and Partnerships)		0	0
	Total Capital		\$1,358,111	\$1,205,848
	Total Liabilities and Capital		\$3,723,547	\$3,660,239

Note: Total liabilities and Capital must match total assets for the beginning and end of the year!

Pueblo Del Sol Water Company
Annual Report
Water Comparative Income Statement
12/31/21

Water Comparative Income Statement			
Account No.	Calendar Year	Current Year 01/01/2021 - 12/31/2021	Last Year 01/01/2020 - 12/31/2020
	Operating Revenue		
461	Metered Water Revenue	\$1,591,122	\$1,660,896
460	Unmetered Water Revenue	0	0
462	Fire Protection Revenue	0	0
469	Guaranteed Revenues (Surcharges)	20,418	13,536
471	Miscellaneous Service Revenues	0	0
474	Other Water Revenue	10,535	10,891
	Total Revenues	\$1,622,075	\$1,685,323
	Operating Expenses		
601	Salaries and Wages	\$299,313	\$333,489
604	Employee Pensions and Benefits	18,939	24,095
610	Purchased Water	0	0
615	Purchased Power	229,797	220,229
618	Chemicals	0	0
620	Materials and Supplies	0	0
620.1	Repairs and Maintenance	69,907	67,865
620.2	Office Supplies and Expense	210,299	167,936
630	Contractual Services	0	0
631	Contractual Services - Engineering	0	0
632	Contractual Services - Accounting	0	0
633	Contractual Services - Legal	30,223	65,342
634	Contractual Services - Management Fees	0	0
635	Contractual Services - Water Testing	3,707	3,947
636	Contractual Services - Other	7,082	13,622
640	Rents	0	0
641	Rental of Building/Real Property	19,176	16,997
642	Rental of Equipment	3,993	4,029
650	Transportation Expenses	0	1,372
657	Insurance - General Liability	11,160	8,565
657.1	Insurance - Health and Life	37,238	45,327
665	Regulatory Commission Expense - Rate	0	0
670	Bad Debt Expense	0	0
675	Miscellaneous Expense	(201)	(348)
403	Depreciation Expense (From Schedule AR4)	98,921	87,831
408	Taxes Other Than Income	18,103	18,850
408.11	Property Taxes	86,050	87,817
409	Income Taxes	118,974	128,921
427.1	Customer Security Deposit Interest	0	0
	Total Operating Expenses	\$1,262,681	\$1,295,886
	Operating Income / (Loss)	\$359,394	\$389,437
	Other Income / (Expense)		
419	Interest and Dividend Income	\$0	\$0
421	Non-Utility Income	0	0
426	Miscellaneous Non-Utility (Expense)	0	0
427	Interest (Expense)	0	0
	Total Other Income / (Expense)	\$0	\$0
	Net Income / (Loss)	\$359,394	\$389,437

Full time equivalent employees

	Direct Company	Allocated	Outside service	Total
President	0.0	0.0	0.0	0.0
Vice-president	0.0	0.0	0.0	0.0
Manager	1.0	0.0	0.0	1.0
Engineering Staff	0.0	0.0	0.0	0.0
System Operator(s)	0.0	0.0	0.0	0.0
Meter reader	0.0	0.0	0.0	0.0
Customer Service	1.0	0.0	0.0	1.0
Accounting	0.0	0.0	0.0	0.0
Business Office	1.0	0.0	0.0	1.0
Rates Department	0.0	0.0	0.0	0.0
Administrative Staff	1.1	0.0	0.0	1.1
Other	0.0	0.0	0.0	0.0
Total	4.1	0.0	0.0	4.1

Pueblo Del Sol Water Company
Annual Report
Supplemental Financial Data (Long-Term Debt)
12/31/21

Supplemental Financial Data (Long-Term Debt)				
	Loan #1	Loan #2	Loan #3	Loan #4
Date Issued	N/A	N/A	N/A	N/A
Source of Loan	N/A	N/A	N/A	N/A
ACC Decision No.	N/A	N/A	N/A	N/A
Reason for Loan	N/A	N/A	N/A	N/A
Dollar Amt. Issued	N/A	N/A	N/A	N/A
Amount Outstanding	N/A	N/A	N/A	N/A
Date of Maturity	N/A	N/A	N/A	N/A
Interest Rate	N/A	N/A	N/A	N/A
Current Year Interest	N/A	N/A	N/A	N/A
Current Year Principal	N/A	N/A	N/A	N/A

Meter Deposit Balance at Test Year End:	\$32,532
---	----------

Meter Deposits Refunded During the Test Year:	\$7,298
---	---------

List all bonds, notes, loans, and other types of indebtedness in which the proceeds were used in the provision of public utility service. Indebtedness incurred for personal uses by the owner of the utility should not be listed. Input 0 or none if there is nothing to report for that cell.

Well and Water Usage											
Name of the System:		PUEBLO DEL SOL WATER CO									
ADEQ Public Water System Number:		AZ0402044									
ADWR PCC Number:		91-000058.0000									
Well registry 55# (55-XXXXXX):	Pump Horsepower	Pump Yield (gpm)	Casing Depth (feet)	Casing Diameter (inches)	Pump Motor Type **	Year Drilled	Water level 2011	Water level 2021	Meter Size (inches)	How measured:	Active
55-623583	75	350	601	14-16	Submersible	1972	438	438	4	Metered	Yes
55-623582	150	420	795	14-16	Turbine	1973	426	435	8	Metered	Yes
55-623581	200	850	450	14-16	Turbine	1973	383	389	8	Metered	Yes
55-595127	200	1,050	800	16	Turbine	2003	444	464	10	Metered	Yes
N/A	N/A	N/A	N/A	N/A	N/A	N/A	N/A	N/A	N/A	N/A	N/A
N/A	N/A	N/A	N/A	N/A	N/A	N/A	N/A	N/A	N/A	N/A	N/A
N/A	N/A	N/A	N/A	N/A	N/A	N/A	N/A	N/A	N/A	N/A	N/A
N/A	N/A	N/A	N/A	N/A	N/A	N/A	N/A	N/A	N/A	N/A	N/A
N/A	N/A	N/A	N/A	N/A	N/A	N/A	N/A	N/A	N/A	N/A	N/A
N/A	N/A	N/A	N/A	N/A	N/A	N/A	N/A	N/A	N/A	N/A	N/A
N/A	N/A	N/A	N/A	N/A	N/A	N/A	N/A	N/A	N/A	N/A	N/A
N/A	N/A	N/A	N/A	N/A	N/A	N/A	N/A	N/A	N/A	N/A	N/A
N/A	N/A	N/A	N/A	N/A	N/A	N/A	N/A	N/A	N/A	N/A	N/A
N/A	N/A	N/A	N/A	N/A	N/A	N/A	N/A	N/A	N/A	N/A	N/A
N/A	N/A	N/A	N/A	N/A	N/A	N/A	N/A	N/A	N/A	N/A	N/A
N/A	N/A	N/A	N/A	N/A	N/A	N/A	N/A	N/A	N/A	N/A	N/A
N/A	N/A	N/A	N/A	N/A	N/A	N/A	N/A	N/A	N/A	N/A	N/A
N/A	N/A	N/A	N/A	N/A	N/A	N/A	N/A	N/A	N/A	N/A	N/A
N/A	N/A	N/A	N/A	N/A	N/A	N/A	N/A	N/A	N/A	N/A	N/A
N/A	N/A	N/A	N/A	N/A	N/A	N/A	N/A	N/A	N/A	N/A	N/A
N/A	N/A	N/A	N/A	N/A	N/A	N/A	N/A	N/A	N/A	N/A	N/A
N/A	N/A	N/A	N/A	N/A	N/A	N/A	N/A	N/A	N/A	N/A	N/A
N/A	N/A	N/A	N/A	N/A	N/A	N/A	N/A	N/A	N/A	N/A	N/A

Name of system water delivered to:	NA
ADWR PCC Number:	#N/A
Source of water delivered to another system	NA
Name of system water received from:	NA
ADWR PCC Number:	#N/A
Source of water received	NA
Well registry 55# (55-XXXXXX):	NA

Month	Water withdrawn (gallons)1	Water sold (gallons)2	Water delivered (sold) to other systems (gallons)3	Water received (purchased) from other systems (gallons)4	Estimated authorized use (gallons)5	Purchased Power Expense6	Purchased Power (kWh)7
January	32,189,020.00	31,228,379.00	0.00	0.00	960,641.00	\$13,250	125,777
February	26,785,430.00	25,904,556.00	0.00	0.00	880,874.00	13,333	120,760
March	30,087,630.00	29,391,187.00	0.00	0.00	696,443.00	15,407	135,795
April	43,598,430.00	41,869,828.00	0.00	0.00	1,728,602.00	20,128	159,726
May	43,588,690.00	43,760,910.00	0.00	0.00	1,827,780.00	22,624	181,061
June	64,980,770.00	63,717,242.00	0.00	0.00	1,263,528.00	26,744	223,838
July	50,770,940.00	49,004,103.00	0.00	0.00	1,766,837.00	26,945	229,027
August	32,017,500.00	31,511,321.00	0.00	0.00	506,179.00	17,266	150,539
September	43,073,330.00	41,796,562.00	0.00	0.00	1,276,768.00	16,289	153,516
October	34,120,360.00	33,464,937.00	0.00	0.00	655,423.00	21,191	164,377
November	33,990,270.00	33,209,237.00	0.00	0.00	806,313.00	19,102	148,387
December	35,338,270.00	34,623,994.00	0.00	0.00	714,276.00	17,362	134,999
Totals	472,540,640.00	459,482,256.00	0.00	0.00	13,083,664.00	\$229,640	1,927,802

If applicable, in the space below please provide a description for all un-metered water use along with amounts:
NA

1 Water withdrawn - Total gallons of water withdrawn from pumped sources.
2 Water sold - Total gallons from customer meters, and other sales such as construction water.
3 Water delivered (sold) to other systems - Total gallons of water delivered to other systems.
4 Water received (purchased) from other systems - Total gallons of water purchased/received from other systems.
5 Estimated authorized use - Total estimated gallons from authorized metered or unmetered use. Authorized uses such as flushing (mains, services and hydrants) draining/cleaning tanks, process, construction, fire fighting, etc. Non-authorized use (real losses) are service line breaks and leaks, water main breaks, meter inaccuracies and theft.
6 Enter the total purchased power costs for the power meters associated with this system.
7 Enter the total purchased kWh used by the power meters associated with this system.

Water Utility Plant Description

Name of the System:	PUEBLO DEL SOL WATER CO		
ADEQ Public Water System Number:	AZ0402044		
ADWR PCC Number:	91-000058.0000		

MAINS

Sizes (inches)	Material	Length (feet)
2.00	PVC/AC/Steel	4,121
4.00	PVC/AC/Steel	26,432
6.00	ACP, DIP, PVC	154,300
8.00	ACP, C900	192,500
10.00	ACP, C900	7,276
12.00	ACP, DIP, PVC	86,911
NA	NA	NA
NA	NA	NA
NA	NA	NA
NA	NA	NA
NA	NA	NA
NA	NA	NA
NA	NA	NA
NA	NA	NA

SERVICE LINES

Material	Percent of system	Year installed
Black poly	65%	1974
Blue poly	15%	1974
Copper	20%	1974
NA	NA	NA
NA	NA	NA

BOOSTER PUMPS

Horsepower	GPM	Quantity
20	290	4
60	506	1
NA	NA	NA
NA	NA	NA

STORAGE TANKS

Capacity (gallons)	Material	Quantity	Year installed
250,000	Steel	1	1980
500,000	Steel	1	1982
500,000	Steel	1	1996
1,000,000	Steel	1	2001
NA	NA	NA	NA
NA	NA	NA	NA

CUSTOMER METERS

Size (inches)	Quantity	Percent over 1,000,000 gallons	Percent over 10 years old
5/8 x 3/4	5,414	0%	65%
1	26	0%	100%
1.5	8	0%	98%
2	20	0%	100%
0.75	4	0%	90%
4	1	100%	100%
NA	NA	NA	NA
NA	NA	NA	NA
NA	NA	NA	NA
NA	NA	NA	NA
NA	NA	NA	NA
NA	NA	NA	NA
NA	NA	NA	NA
NA	NA	NA	NA
NA	NA	NA	NA
NA	NA	NA	NA
NA	NA	NA	NA
NA	NA	NA	NA

FIRE HYDRANTS

Type	Quantity
Standard *	435
Other	49

PRESSURE/BLADDER TANKS

Capacity (gallons)	Material	Quantity	Year installed
1	Steel	5,000	1972
NA	NA	NA	NA
NA	NA	NA	NA
NA	NA	NA	NA
NA	NA	NA	NA
NA	NA	NA	NA

* A standard fire hydrant has two 2.5 inch hose connection nozzles with 7.5 threads per inch, and one 4.5 inch pumper connection nozzle with 4 threads per inch.

Water Utility Plant Description (Continued)

For the following three items, list the utility owned assets in each category for each system.

TREATMENT EQUIPMENT:	NA
STRUCTURES:	NA
OTHER:	NA

Provide a calculation used to determine the value of one water equivalent residential connection (ERC).

Use one of the following methods:

- (a) If actual flow data are available from the preceding 12 months, divide the total annual single family residence (SFR) gallons sold by the average number of single family residence customers for the same period and divide the result by
- (b) If no historical flow data are available, use:

$$ERC = (\text{Total SFR gallons sold (Omit 000)} / 365 \text{ days} / 350 \text{ gallons per day})$$

ERC

211

Method used:

(a)

Customer and Other Information	
Name of the System:	PUEBLO DEL SOL WATER CO
ADEQ Public Water System Number:	AZ0402044
ADWR PCC Number:	91-000058.0000

Month	Number of Customers				
	Single-Family	Multi-Family	Commercial	Turf/Irrigation	Other Non-Residential
January	5,248	149	96	1	0
February	5,188	150	96	1	0
March	5,248	151	96	1	0
April	5,255	148	96	1	0
May	5,268	149	96	1	0
June	5,274	150	96	1	0
July	5,288	149	96	1	0
August	5,278	149	97	1	0
September	5,270	149	96	1	0
October	5,271	150	96	1	0
November	5,253	150	96	1	0
December	5,268	150	96	1	0

If the system has fire hydrants, what is the fire flow requirements? GPM for hrs.

Does the system have chlorination treatment?

Does the Company have an ADWR Gallons Per Capita Per Day (GPCPD) requirement?

If yes, provide the GPCPD amount:

Is the Water Utility located in an ADWR Active Management Area (AMA)?

If yes, which AMA?

What is the present system connection capacity (in ERCs *) using existing lines?

What is the future system connection capacity (in ERCs *) upon service area buildout?

Describe any plans and estimated completion dates for any enlargements or improvements of this system.

New wells, reservoirs, distribution line, service lines, pressure reduction stations, and fire hydrant. Total buildout 2040.

* an ERC is based on the calculation on the bottom of AR9 page 12.

Pueblo Del Sol Water Company
Annual Report
Utility Shutoffs / Disconnects
12/31/21

Utility Shutoffs / Disconnects	
Name of the System:	PUEBLO DEL SOL WATER CO
ADEQ Public Water System Number:	AZ0402044
ADWR PCC Number:	91-000058.0000

Month	Termination without Notice R14-2-410.B	Termination with Notice R14-2- 410.C	Other
January	0	44	0
February	0	25	0
March	0	29	0
April	0	30	0
May	0	21	0
June	0	29	0
July	0	23	0
August	0	30	0
September	0	37	0
October	0	26	0
November	0	36	0
December	0	29	0
Total	0	359	0

Other (description):

NA

Instructions: Fill out the Grey Cells with the relevent information. Input 0 or none if there is nothing recorded in that account or there is no applicable information to report.

Property Taxes	
----------------	--

Amount of actual property taxes paid during Calendar Year 2021 was	
--	--

\$43,025

If no property taxes paid, explain why.

N/A

Instructions: Fill out the Grey Cells with the relevant information. Input 0 or none if there is nothing recorded in that account or there is no applicable information to report.

Verification and Sworn Statement (Taxes)

Verification: State of California I, the undersigned of the
(state name)

County of (county name): Other
Name (owner or official) title: Joshua Hardin
Company name: Pueblo Del Sol Water Company

DO SAY THAT THIS ANNUAL UTILITY PROPERTY TAX AND SALES TAX REPORT TO THE ARIZONA CORPORATION COMMISSION.

FOR THE YEAR ENDING: 12/31/21

HAS BEEN PREPARED UNDER MY DIRECTION, FROM THE ORIGINAL BOOKS, PAPERS AND RECORDS OF SAID UTILITY; THAT I HAVE CAREFULLY EXAMINED THE SAME, AND DECLARE THE SAME TO BE A COMPLETE AND CORRECT STATEMENT OF BUSINESS AND AFFAIRS OF SAID UTILITY FOR THE PERIOD COVERED BY THIS REPORT IN RESPECT TO EACH AND EVERY MATTER AND THING SET FORTH, TO THE BEST OF MY KNOWLEDGE, INFORMATION AND BELIEF.

Sworn Statement: I HEREBY ATTEST THAT ALL PROPERTY TAXES FOR SAID COMPANY ARE CURRENT AND PAID IN FULL.

I HEREBY ATTEST THAT ALL SALES TAXES FOR SAID COMPANY ARE CURRENT AND PAID IN FULL.

[Signature]
signature of owner/official

661-428-8985

telephone no.

SUBSCRIBED AND SWORN TO BEFORE ME A NOTARY PUBLIC
IN AND FOR THE COUNTY

THIS

29th

DAY OF

Kern

(county name)


March 2022
(month) and (year)

MY COMMISSION EXPIRES

1/27/26
(date)

[Signature]
(signature of notary public)

RECEIVED
UTILITIES DIVISION
2022 APR 19 A 10:49
ARIZONA CORPORATION
COMMISSION



Verification and Sworn Statement

Verification:

State of California I, the undersigned of the
(state name)

County of (county name):

Other

Name (owner or official) title:

Joshua Hardin

Company name:

Pueblo Del Sol Water Company

DO SAY THAT THIS ANNUAL UTILITY PROPERTY TAX AND SALES TAX REPORT TO THE ARIZONA CORPORATION COMMISSION.

FOR THE YEAR ENDING: 12/31/21

HAS BEEN PREPARED UNDER MY DIRECTION, FROM THE ORIGINAL BOOKS, PAPERS AND RECORDS OF SAID UTILITY; THAT I HAVE CAREFULLY EXAMINED THE SAME, AND DECLARE THE SAME TO BE A COMPLETE AND CORRECT STATEMENT OF BUSINESS AND AFFAIRS OF SAID UTILITY FOR THE PERIOD COVERED BY THIS REPORT IN RESPECT TO EACH AND EVERY MATTER AND THING SET FORTH, TO THE BEST OF MY KNOWLEDGE, INFORMATION AND BELIEF.

Sworn Statement: IN ACCORDANCE WITH THE REQUIREMENTS OF TITLE 40, ARTICLE 8, SECTION 40-401, ARIZONA REVISED STATUTES, IT IS HEREIN REPORTED THAT THE GROSS OPERATING REVENUE OF SAID UTILITY DERIVED FROM ARIZONA INTRASTATE UTILITY OPERATIONS DURING THE CALENDAR YEAR WAS:

RECEIVED
UTILITIES DIVISION
2022 APR 19 A 10:49
ARIZONA CORPORATION
COMMISSION

Arizona Intrastate Gross Operating Revenues Only (\$)

\$1,739,070

(The amount in the box above includes

\$124,346 in sales taxes

billed or collected)

signature of owner/official

661-428-8985

telephone no.

SUBSCRIBED AND SWORN TO BEFORE ME A NOTARY PUBLIC
IN AND FOR THE COUNTY

THIS

29th

DAY OF

Kern

(county name)


March 2022

(month) and (year)

MY COMMISSION EXPIRES

4/27/26

(date)



(signature of notary public)

Verification and Sworn Statement (Residential Revenue)

Verification:

State of California I, the undersigned of the
(state name)

County of (county name):

Other

Name (owner or official) title:

Joshua Hardin

Company name:

Pueblo Del Sol Water Company

DO SAY THAT THIS ANNUAL UTILITY PROPERTY TAX AND SALES TAX REPORT TO THE ARIZONA CORPORATION COMMISSION.

FOR THE YEAR ENDING: 12/31/21

HAS BEEN PREPARED UNDER MY DIRECTION, FROM THE ORIGINAL BOOKS, PAPERS AND RECORDS OF SAID UTILITY; THAT I HAVE CAREFULLY EXAMINED THE SAME, AND DECLARE THE SAME TO BE A COMPLETE AND CORRECT STATEMENT OF BUSINESS AND AFFAIRS OF SAID UTILITY FOR THE PERIOD COVERED BY THIS REPORT IN RESPECT TO EACH AND EVERY MATTER AND THING SET FORTH, TO THE BEST OF MY KNOWLEDGE, INFORMATION AND BELIEF.

Sworn Statement:

IN ACCORDANCE WITH THE REQUIREMENTS OF TITLE 40, ARTICLE 8, SECTION 40-401, ARIZONA REVISED STATUTES, IT IS HEREIN REPORTED THAT THE GROSS OPERATING REVENUE OF SAID UTILITY DERIVED FROM ARIZONA INTRASTATE UTILITY OPERATIONS RECEIVED FROM RESIDENTIAL CUSTOMERS DURING THE CALENDAR YEAR WAS:

Arizona Intrastate Gross Operating Revenues Only (\$)

\$1,541,119

(The amount in the box above includes

\$112,970

in sales taxes
billed or collected)

RECEIVED
UTILITIES DIVISION
2022 APR 19 A 10:49
ARIZONA CORPORATION
COMMISSION

[Signature]
signature of owner/official

661-428-8985

telephone no.

SUBSCRIBED AND SWORN TO BEFORE ME A NOTARY PUBLIC
IN AND FOR THE COUNTY

Kern
(county name)

THIS

29th

DAY OF


March 2022

(month) and (year)

MY COMMISSION EXPIRES

1/27/26

(date)



[Signature]
(signature of notary public)