

ANNUAL REPORT

Of

Company Name: Quail Creek Water Company
9532 E. Riggs Rd.

Mailing Address: Sun Lakes AZ
85248

Docket No.: W-02514A
For the Year Ended: 12/31/18

RECEIVED
MAY 14 2019
ARIZONA CORP COMMISSION
UTILITIES DIVISION - DIRECTOR'S OFFICE

WATER UTILITY

To

Arizona Corporation Commission

Due on April 15th

Email: rdelafuente@azcc.gov, mail or deliver the completed Annual Report to:
Arizona Corporation Commission
Compliance Section - Utilities Division
1200 West Washington Street
Phoenix, Arizona 85007

Application Type: Original Filing
Application Date: 4/24/2019

516-19

ARIZONA CORPORATION COMMISSION
WATER UTILITY ANNUAL REPORT
Quail Creek Water Company
A Class ☒ Utility

1. For the Calendar Year Ended: 12/31/18

2. Address:

9532 E Riggs Road			
City:	Sun Lakes	State:	Arizona
		Zip Code:	85248

3. Telephone Number:

480-895-9200

4. Date of Original Organization of Utility:

1989

5. Person to whom correspondence should be addressed concerning this report:

Name:

Steve Soriano

Telephone No. :

480-895-9200

Address:

9532 E Riggs Road			
City:	Sun Lakes	State:	Arizona
		Zip Code:	85248

Email:

Steve.Soriano@Robson.com

6. On-Site Manager:

Name:

Ed MacMeans

Telephone No. :

520-825-3423

Address:

40004 S Ridgeview Blvd			
City:	Tucson	State:	Arizona
		Zip Code:	85739

Email:

Ed.MacMeans@Robson.com

7. Ownership:

"C" Corporation

8. Counties Served:

Pima

Quail Creek Water Company
Annual Report
Utility Plant in Service (Water)
12/31/18

Utility Plant in Service (Water)							
Account No.	Description	Beginning Year Original Cost	Current Year Additions	Current Year Retirements	Adjusted Original Cost	Accumulated Depreciation	OCLD (OC less AD)
301	Organization	\$37,295	\$0	\$0	\$37,295	\$0	\$37,295
302	Franchises	0	0	0	0	0	0
303	Land and Land Rights	92,895	0	0	92,895	0	92,895
304	Structures and Improvements	80,845	4,209	4,923	80,131	26,109	54,022
305	Collecting & Improving Reservoirs	0	0	0	0	0	0
306	Lake, River, Canal Intakes	0	0	0	0	0	0
307	Wells and Springs	836,489	0	0	836,489	412,893	423,596
308	Infiltration Galleries	0	0	0	0	0	0
309	Supply Mains	0	0	0	0	0	0
310	Power Generation Equipment	41,094	0	0	41,094	20,676	20,418
311	Pumping Equipment	1,250,854	7,768	2,151	1,256,471	795,097	461,374
320	Water Treatment Equipment	0	0	0	0	0	0
320.1	Water Treatment Plants	0	0	0	0	0	0
320.2	Solution Chemical Feeders	0	0	0	0	0	0
320.3	Point-of-Use Treatment Devices	0	0	0	0	0	0
330	Distribution Reservoirs and Standpipes	0	0	0	0	0	0
330.1	Storage Tanks	865,231	0	0	865,231	544,035	321,196
330.2	Pressure Tanks	32,236	0	0	32,236	20,010	12,226
331	Transmission and Distribution Mains	3,768,812	0	0	3,768,812	1,726,025	2,042,787
333	Services	1,233,084	2,233	0	1,235,317	426,217	809,100
334	Meters and Meter Installations	159,881	21,208	0	181,089	75,290	105,799
335	Hydrants	641,371	0	0	641,371	225,032	416,339
336	Backflow Prevention Devices	0	0	0	0	0	0
339	Other Plant and Misc. Equipment	0	0	0	0	0	0
340	Office Furniture and Equipment	2,071	0	0	2,071	1,008	1,063
340.1	Computer & Software	0	0	0	0	0	0
341	Transportation Equipment	25,995	10,991	0	36,986	14,096	22,890
342	Stores Equipment	0	0	0	0	0	0
343	Tools, Shop and Garage Equipment	7,575	0	0	7,575	1,606	5,969
344	Laboratory Equipment	0	0	0	0	0	0
345	Power Operated Equipment	0	0	0	0	0	0
346	Communication Equipment	72,650	12,073	7,638	77,085	19,572	57,513
347	Miscellaneous Equipment	1,955	0	0	1,955	594	1,361
348	Other Tangible Plant	1,056	0	0	1,056	1,056	0
	Totals	\$9,151,389	\$58,482	\$14,712	\$9,195,159	\$4,309,316	\$4,885,843

Instructions: Fill out the Grey Cells with the relevant information. Input 0 or none if there is nothing recorded in that account or there is no applicable information to report.

Quail Creek Water Company
Annual Report
Depreciation Expense for the Current Year (Water)
12/31/18

Depreciation Expense for the Current Year (Water)								
Account No.	Description	Beginning Year Original Cost	Current Year Additions	Current Year Retirements	Adjusted Original Cost	Fully Depreciated/Non- depreciable Plant	Depreciation Percentages	Depreciation Expense
301	Organization	\$37,295	\$0	\$0	\$37,295	\$37,295	0.00%	\$0
302	Franchises	0	0	0	0	0	0.00%	0
303	Land and Land Rights	92,895	0	0	92,895	92,895	0.00%	0
304	Structures and Improvements	80,845	4,209	4,923	80,131	0	3.33%	2,680
305	Collecting & Improving Reservoirs	0	0	0	0	0	0.00%	0
306	Lake, River, Canal Intakes	0	0	0	0	0	0.00%	0
307	Wells and Springs	836,489	0	0	836,489	0	3.33%	27,855
308	Infiltration Galleries	0	0	0	0	0	0.00%	0
309	Supply Mains	0	0	0	0	0	0.00%	0
310	Power Generation Equipment	41,094	0	0	41,094	0	5.00%	2,055
311	Pumping Equipment	1,250,854	7,768	2,151	1,256,471	0	12.50%	156,708
320	Water Treatment Equipment	0	0	0	0	0	0.00%	0
320.1	Water Treatment Plants	0	0	0	0	0	0.00%	0
320.2	Solution Chemical Feeders	0	0	0	0	0	0.00%	0
320.3	Point-of-Use Treatment Devices	0	0	0	0	0	0.00%	0
330	Distribution Reservoirs and Standpipes	0	0	0	0	0	0.00%	0
330.1	Storage Tanks	865,231	0	0	865,231	0	2.22%	19,208
330.2	Pressure Tanks	32,236	0	0	32,236	0	5.00%	1,612
331	Transmission and Distribution Mains	3,768,812	0	0	3,768,812	0	2.00%	75,376
333	Services	1,233,084	2,233	0	1,235,317	0	3.33%	41,099
334	Meters and Meter Installations	159,881	21,208	0	181,089	0	8.33%	14,201
335	Hydrants	641,371	0	0	641,371	0	2.00%	12,827
336	Backflow Prevention Devices	0	0	0	0	0	0.00%	0
339	Other Plant and Misc. Equipment	0	0	0	0	0	0.00%	0
340	Office Furniture and Equipment	2,071	0	0	2,071	0	6.67%	138
340.1	Computer & Software	0	0	0	0	0	0.00%	0
341	Transportation Equipment	25,995	10,991	0	36,986	0	20.00%	6,298
342	Stores Equipment	0	0	0	0	0	0.00%	0
343	Tools, Shop and Garage Equipment	7,575	0	0	7,575	0	5.00%	379
344	Laboratory Equipment	0	0	0	0	0	0.00%	0
345	Power Operated Equipment	0	0	0	0	0	0.00%	0
346	Communication Equipment	72,650	12,073	7,638	77,085	0	10.00%	7,487
347	Miscellaneous Equipment	1,955	0	0	1,955	0	10.00%	196
348	Other Tangible Plant	1,056	0	0	1,056	1,056	10.00%	0
	Subtotal	\$9,151,389	\$58,482	\$14,712	\$9,195,159	\$131,246		\$368,119

Contribution(s) in Aid of Construction (Gross)	\$820,205
Less: Non Amortizable Contribution(s)	0
Fully Amortized Contribution(s)	0
Amortizable Contribution(s)	\$820,205
Times: Proposed Amortization Rate	4.06%
Amortization of CIAC	\$33,312

Less: Amortization of CIAC **\$33,312**

DEPRECIATION EXPENSE \$334,807

Instructions: Fill out the Grey Cells with the relevant information. Input 0 or none if there is nothing recorded in that account or there is no applicable information to report.

Quail Creek Water Company
Annual Report
Balance Sheet Assets
12/31/18

Balance Sheet Assets				
	Assets		Balance at Beginning of Year (2018)	Balance at End of Year (2018)
Account No.	Current and Accrued Assets			
131	Cash		\$108,247	\$76,022
132	Special Deposits		\$0	\$0
134	Working Funds		0	0
135	Temporary Cash Investments		0	0
141	Customer Accounts Receivable		137,199	110,622
142	Other Receivables		0	0
145	Accounts Receivable – Related party		3,008	286
146	Notes Receivable from Associated Companies		2,597,825	3,550,718
151	Plant Material and Supplies		0	0
162	Prepayments		6,038	6,038
174	Miscellaneous Current and Accrued Assets		81,589	52,793
181	Unamortized Debt Discounts		0	0
	Total Current and Accrued Assets		\$2,933,906	\$3,796,479
Account No.	Fixed Assets			
101	Utility Plant in Service*		\$9,151,389	\$9,195,159
103	Property Held for Future Use		258,221	258,221
105	Construction Work in Progress		0	0
108	Accumulated Depreciation (enter as negative)*		(3,955,908)	(4,309,316)
121	Non-Utility Property		0	0
122	Accumulated Depreciation - Non Utility		0	0
	Total Fixed Assets		\$5,453,702	\$5,144,064
	Total Assets		\$8,387,608	\$8,940,543

Instructions: Fill out the Grey Cells with the relevant information. Input 0 or none if there is nothing recorded in that account or there is no applicable information to report.

*Note these items feed automatically from AR3 UPIS Page 3

Quail Creek Water Company
Annual Report
Balance Sheet Liabilities and Owners Equity

Balance Sheet Liabilities and Owners Equity				
	Liabilities		Balance at Beginning of Year (2018)	Balance at End of Year (2018)
Account No.	Current Liabilities			
231	Accounts Payable		\$11,185	\$12,153
232	Notes Payable (Current Portion)		\$0	\$0
233	Accounts Payable - Related Party		0	0
234	Notes Payable to Associated Companies		0	0
235	Customer Deposits		179,304	244,785
236	Accrued Taxes		85,836	161,152
237	Accrued Interest		0	0
242	Miscellaneous Current and Accrued Liabilities		5,085	5,227
	Total Current Liabilities		\$281,410	\$423,317
	Long Term Debt			
224	Long Term Debt (Notes and Bonds)		\$0	\$0
	Deferred Credits			
251	Unamortized Premium on Debt		\$0	\$0
252	Advances in Aid of Construction		0	0
253.1	Excess Accumulated Deferred Income Taxes		422,376	402,896
255	Accumulated Deferred Investment Tax Credits		0	0
271	Contributions in Aid of Construction		820,205	820,205
272	Less: Amortization of Contributions		(415,702)	(449,014)
281	Accumulated Deferred Income Tax		849,912	816,225
	Total Deferred Credits		\$1,676,791	\$1,590,312
	Total Liabilities		\$1,958,201	\$2,013,629
	Capital Accounts			
201	Common Stock Issued		\$3,500	\$3,500
211	Other Paid-In Capital		3,195,896	3,195,896
215	Retained Earnings		3,230,011	3,727,518
218	Proprietary Capital (Sole Props and Partnerships)		0	0
	Total Capital		\$6,429,407	\$6,926,914
	Total Liabilities and Capital		\$8,387,608	\$8,940,543

Instructions: Fill out the Grey Cells with the relevant information. Input 0 or none if there is nothing recorded in that account or there is no applicable information to report.

Note: Total liabilities and Capital must match total assets for the beginning and end of the year!

Quail Creek Water Company
Annual Report
Water Comparative Income Statement
12/31/18

Water Comparative Income Statement			
Account No.	Calendar Year	Current Year 01/01/2018 - 12/31/2018	Last Year 01/01/2017 - 12/31/2017
	Operating Revenue		
461	Metered Water Revenue	\$1,237,569	\$1,332,567
460	Unmetered Water Revenue	0	0
462	Fire Protection Revenue	0	0
469	Guaranteed Revenues (Surcharges)	0	0
471	Miscellaneous Service Revenues	0	0
474	Other Water Revenue	20,327	16,849
	Total Revenues	\$1,257,896	\$1,349,416
	Operating Expenses		
601	Salaries and Wages	\$86,936	\$60,582
603	Salaries and Wages - Officers	\$9,734	\$9,734
604	Employee Pensions and Benefits	14,916	8,384
610	Purchased Water	0	0
615	Purchased Power	84,670	98,149
618	Chemicals	7,761	8,587
620	Materials and Supplies	0	0
620.1	Repairs and Maintenance	38,213	19,911
620.2	Office Supplies and Expense	22,390	21,569
630	Contractual Services	0	0
631	Contractual Services - Engineering	0	385
632	Contractual Services - Accounting	925	1,330
633	Contractual Services - Legal	12,844	0
634	Contractual Services - Management Fees	0	0
635	Contractual Services - Water Testing	7,699	8,452
636	Contractual Services - Other	20,480	23,691
640	Rents	0	0
641	Rental of Building/Real Property	0	0
642	Rental of Equipment	0	0
650	Transportation Expenses	6,772	5,985
656	Insurance - Vehicles	1,475	2,587
657	Insurance - General Liability	7,182	6,421
657.1	Insurance - Health and Life	0	0
665	Regulatory Commission Expense - Rate	28,796	28,796
670	Bad Debt Expense	1,103	651
675	Miscellaneous Expense	4,706	(1,135)
403	Depreciation Expense (From Schedule AR4)	334,807	322,250
407.5	Amortization - EADIT	(19,480)	0
408	Taxes Other Than Income	4,625	4,395
408.11	Property Taxes	47,056	41,123
408.12	Payroll Taxes	4,209	4,156
409	Income Taxes	160,271	267,285
427.1	Customer Security Deposit Interest	0	0
434	Rate Case Adjustments	0	0
	Total Operating Expenses	\$888,090	\$943,288
	Operating Income / (Loss)	\$369,806	\$406,128
	Other Income / (Expense)		
419	Interest and Dividend Income	\$126,898	\$92,816
421	Non-Utility Income	803	739
426	Miscellaneous Non-Utility (Expense)	0	0
427	Interest (Expense)	0	0
	Total Other Income / (Expense)	\$127,701	\$93,555
	Net Income / (Loss)	\$497,507	\$499,683

Instructions: Fill out the Grey Cells with the relevant information. Input 0 or none if there is nothing recorded in that account or there is no applicable information to report.

Quail Creek Water Company
Annual Report
Full time equivalent employees
12/31/18

Full time equivalent employees

	Direct Company	Outside service	Total
President	0.0000	0.0007	0.0007
Vice-president	0.0050	0.0050	0.0100
Manager	0.1557	0.0500	0.2057
Engineering Staff	0.0000	0.0000	0.0000
System Operator(s)	1.0005	0.0000	1.0005
Meter reader	0.1697	0.0000	0.1697
Customer Service	0.1954	0.0000	0.1954
Accounting	0.0000	0.1970	0.1970
Business Office	0.0000	0.0040	0.0040
Rates Department	0.0000	0.0000	0.0000
Administrative Staff	0.1538	0.0000	0.1538
Other	0.0000	0.0000	0.0000
Total	1.6801	0.2567	1.9368

Instructions: Fill out the Grey Cells with the relevant information. Input 0 or none if there is nothing recorded in that account or there is no applicable information to report. A full-time employee is based on 2080 total hours per year. Please calculate partial employees using 2080 hours.

Quail Creek Water Company
Annual Report
Supplemental Financial Data (Long-Term Debt)
12/31/18

Supplemental Financial Data (Long-Term Debt)				
	Loan #1	Loan #2	Loan #3	Loan #4
Date Issued	n/a	n/a	n/a	n/a
Source of Loan	n/a	n/a	n/a	n/a
ACC Decision No.	n/a	n/a	n/a	n/a
Reason for Loan	n/a	n/a	n/a	n/a
Dollar Amt. Issued	n/a	n/a	n/a	n/a
Amount Outstanding	n/a	n/a	n/a	n/a
Date of Maturity	n/a	n/a	n/a	n/a
Interest Rate	n/a	n/a	n/a	n/a
Current Year Interest	n/a	n/a	n/a	n/a
Current Year Principal	n/a	n/a	n/a	n/a

Meter Deposit Balance at Test Year End:	\$244,785
---	-----------

Meter Deposits Refunded During the Test Year:	\$28,679
---	----------

List all bonds, notes, loans, and other types of indebtedness in which the proceeds were used in the provision of public utility service. Indebtedness incurred for personal uses by the owner of the utility should not be listed. Input 0 or none if there is nothing to report for that cell.

Well and Water Usage

[illegible]

Name of system water delivered to:	QUAIL CREEK WATER COMPANY INC.	
ADWR PCC Number:	91-000482.0000	
Source of water delivered to another system	ground water	
Name of system water received from:	QUAIL CREEK WATER COMPANY INC.	
ADWR PCC Number:	91-000482.0000	
Source of water received	ground water	
Well registry 55# (55-XXXXXX):	na	

Month	Water withdrawn (acre ft) ¹	Water sold (acre ft) ²	Water delivered (sold) to other systems (acre ft) ³	Water received (purchased) from other systems (acre ft) ⁴	Estimated authorized use (acre ft) ⁵	Purchased Power Expense ⁶	Purchased Power (kWh) ⁷
January	48	43	0	0	0	\$6,482	44,626
February	41	37	0	0	0	6,413	44,114
March	39	35	0	0	0	5,677	38,693
April	49	47	0	0	0	6,409	44,171
May	34	46	0	0	0	7,022	46,822
June	54	49	0	0	0	9,062	55,888
July	51	49	0	0	0	8,469	52,054
August	51	44	0	0	0	7,604	46,462
September	51	47	0	0	0	8,165	50,099
October	53	35	0	0	0	6,788	42,997
November	29	35	0	0	0	5,742	38,534
December	40	36	0	0	0	6,837	47,538
Totals	561	503	0	0	0	\$84,670	551,998

If applicable, in the space below please provide a description for all un-metered water use along with amounts:

1	2	3	4	5	6	7	8	9	10	11	12	13	14	15	16	17	18	19	20	21	22	23	24	25	26	27	28	29	30	31	32	33	34	35	36	37	38	39	40	41	42	43	44	45	46	47	48	49	50	51	52	53	54	55	56	57	58	59	60	61	62	63	64	65	66	67	68	69	70	71	72	73	74	75	76	77	78	79	80	81	82	83	84	85	86	87	88	89	90	91	92	93	94	95	96	97	98	99	100	101	102	103	104	105	106	107	108	109	110	111	112	113	114	115	116	117	118	119	120	121	122	123	124	125	126	127	128	129	130	131	132	133	134	135	136	137	138	139	140	141	142	143	144	145	146	147	148	149	150	151	152	153	154	155	156	157	158	159	160	161	162	163	164	165	166	167	168	169	170	171	172	173	174	175	176	177	178	179	180	181	182	183	184	185	186	187	188	189	190	191	192	193	194	195	196	197	198	199	200	201	202	203	204	205	206	207	208	209	210	211	212	213	214	215	216	217	218	219	220	221	222	223	224	225	226	227	228	229	230	231	232	233	234	235	236	237	238	239	240	241	242	243	244	245	246	247	248	249	250	251	252	253	254	255	256	257	258	259	260	261	262	263	264	265	266	267	268	269	270	271	272	273	274	275	276	277	278	279	280	281	282	283	284	285	286	287	288	289	290	291	292	293	294	295	296	297	298	299	300	301	302	303	304	305	306	307	308	309	310	311	312	313	314	315	316	317	318	319	320	321	322	323	324	325	326	327	328	329	330	331	332	333	334	335	336	337	338	339	340	341	342	343	344	345	346	347	348	349	350	351	352	353	354	355	356	357	358	359	360	361	362	363	364	365	366	367	368	369	370	371	372	373	374	375	376	377	378	379	380	381	382	383	384	385	386	387	388	389	390	391	392	393	394	395	396	397	398	399	400	401	402	403	404	405	406	407	408	409	410	411	412	413	414	415	416	417	418	419	420	421	422	423	424	425	426	427	428	429	430	431	432	433	434	435	436	437	438	439	440	441	442	443	444	445	446	447	448	449	450	451	452	453	454	455	456	457	458	459	460	461	462	463	464	465	466
---	---	---	---	---	---	---	---	---	----	----	----	----	----	----	----	----	----	----	----	----	----	----	----	----	----	----	----	----	----	----	----	----	----	----	----	----	----	----	----	----	----	----	----	----	----	----	----	----	----	----	----	----	----	----	----	----	----	----	----	----	----	----	----	----	----	----	----	----	----	----	----	----	----	----	----	----	----	----	----	----	----	----	----	----	----	----	----	----	----	----	----	----	----	----	----	----	----	----	-----	-----	-----	-----	-----	-----	-----	-----	-----	-----	-----	-----	-----	-----	-----	-----	-----	-----	-----	-----	-----	-----	-----	-----	-----	-----	-----	-----	-----	-----	-----	-----	-----	-----	-----	-----	-----	-----	-----	-----	-----	-----	-----	-----	-----	-----	-----	-----	-----	-----	-----	-----	-----	-----	-----	-----	-----	-----	-----	-----	-----	-----	-----	-----	-----	-----	-----	-----	-----	-----	-----	-----	-----	-----	-----	-----	-----	-----	-----	-----	-----	-----	-----	-----	-----	-----	-----	-----	-----	-----	-----	-----	-----	-----	-----	-----	-----	-----	-----	-----	-----	-----	-----	-----	-----	-----	-----	-----	-----	-----	-----	-----	-----	-----	-----	-----	-----	-----	-----	-----	-----	-----	-----	-----	-----	-----	-----	-----	-----	-----	-----	-----	-----	-----	-----	-----	-----	-----	-----	-----	-----	-----	-----	-----	-----	-----	-----	-----	-----	-----	-----	-----	-----	-----	-----	-----	-----	-----	-----	-----	-----	-----	-----	-----	-----	-----	-----	-----	-----	-----	-----	-----	-----	-----	-----	-----	-----	-----	-----	-----	-----	-----	-----	-----	-----	-----	-----	-----	-----	-----	-----	-----	-----	-----	-----	-----	-----	-----	-----	-----	-----	-----	-----	-----	-----	-----	-----	-----	-----	-----	-----	-----	-----	-----	-----	-----	-----	-----	-----	-----	-----	-----	-----	-----	-----	-----	-----	-----	-----	-----	-----	-----	-----	-----	-----	-----	-----	-----	-----	-----	-----	-----	-----	-----	-----	-----	-----	-----	-----	-----	-----	-----	-----	-----	-----	-----	-----	-----	-----	-----	-----	-----	-----	-----	-----	-----	-----	-----	-----	-----	-----	-----	-----	-----	-----	-----	-----	-----	-----	-----	-----	-----	-----	-----	-----	-----	-----	-----	-----	-----	-----	-----	-----	-----	-----	-----	-----	-----	-----	-----	-----	-----	-----	-----	-----	-----	-----	-----	-----	-----	-----	-----	-----	-----	-----	-----	-----	-----	-----	-----	-----	-----	-----	-----	-----	-----	-----	-----	-----	-----	-----	-----	-----	-----	-----	-----	-----	-----	-----	-----	-----	-----	-----	-----	-----	-----	-----	-----	-----	-----	-----	-----	-----	-----	-----	-----	-----	-----	-----	-----	-----	-----	-----	-----	-----	-----	-----

Instructions: Fill out the Grey Cells with the relevant information. Input 0 or none if there is nothing recorded in that account or there is no applicable information to report.

- 1 Water withdrawn - Total acre feet of water withdrawn from pumped sources.
- 2 Water sold - Total acre feet from customer meters, and other sales such as construction water.
- 3 Water delivered (sold) to other systems - Total acre feet of water delivered to other systems.
- 4 Water received (purchased) from other systems - Total acre feet of water purchased/received from other systems.
- 5 Estimated authorized use - Total estimated acre feet from authorized metered or unmetered use. Authorized uses such as flushing (main, services and hydrants) draining/cleaning tanks, process, construction, fire fighting, etc. Non-authorized use (real losses) are service line breaks and leaks, water main breaks, meter inaccuracies and theft.
- 6 Enter the total purchased power costs for the power meters associated with this system.
- 7 Enter the total purchased kWh used by the power meters associated with this system.

Water Utility Plant Description

Name of the System:	QUAIL CREEK WATER COMPANY INC.	
ADEQ Public Water System Number:	AZ0410262	
ADWR PCC Number:	91-000482.0000	

MAINS		
Sizes (inches)	Material	Length (feet)
4.00	PVC	360
6.00	PVC	55,993
6.00	ACP, DIP, PVC	441
8.00	PVC	65,388
8.00	ACP, DIP, PVC	12,488
12.00	PVC	21,416
16.00	PVC	500
21.00	PVC	4,225
NA	NA	NA
NA	NA	NA
NA	NA	NA
NA	NA	NA
NA	NA	NA
NA	NA	NA

SERVICE LINES	
Material	Percent of system
copper	100%
na	na
na	na
na	na
na	na

CUSTOMER METERS	
Size (inches)	Quantity
5/8 X 3/4	2,337
0.75	12
1	167
1.5	9
2	11
3	2
4	1
6	2
NA	NA
NA	NA
NA	NA
NA	NA
NA	NA
NA	NA
NA	NA
NA	NA
NA	NA

BOOSTER PUMPS		
Horsepower	GPM	Quantity
20	575	3
40	1,000	1
NA	NA	NA
NA	NA	NA

FIRE HYDRANTS	
Type	Quantity
Standard *	264
Other	0

STORAGE TANKS		
Capacity (gallons)	Material	Quantity
750,000	STEEL	2
N/A	N/A	N/A
N/A	N/A	N/A
N/A	N/A	N/A
N/A	N/A	N/A
N/A	N/A	N/A

PRESSURE/BLADDER TANKS		
Capacity (gallons)	Material	Quantity
13,000	STEEL	1
N/A	N/A	N/A
N/A	N/A	N/A
N/A	N/A	N/A
N/A	N/A	N/A
N/A	N/A	N/A

Instructions: Fill out the Grey Cells with the relevant information. Input 0 or none if there is nothing recorded in that account or there is no applicable information to report. Copy and paste this sheet as many times as is necessary.

* A standard fire hydrant has two 2.5 inch hose connection nozzles with 7.5 threads per inch, and one 4.5 inch pumper connection nozzle with 4 threads per inch.

Water Utility Plant Description (Continued)
--

For the following three items, list the utility owned assets in each category for each system.

TREATMENT EQUIPMENT:	Chlorine System
STRUCTURES:	Fences, sound enclosure, storage container, chlorine building, shed
OTHER:	Generators, golf carts, vehicles, trailers, Scada System, meter readers, pumps, misc tools

Instructions: Fill out the Grey Cells with the relevant information. Input 0 or none if there is nothing recorded in that account or there is no applicable information to report. Copy and paste this sheet as many times as is necessary.

Quail Creek Water Company
Annual Report
Customer and Other Information
12/31/18

Customer and Other Information	
Name of the System:	QUAIL CREEK WATER COMPANY INC.
ADBQ Public Water System Number:	AZ0410262
ADWR PCC Number:	91-000482.0000

Number of Customers					
Month	Single-Family	Multi-Family	Commercial	Turf/Irrigation	Other Non-Residential
January	2,323	0	26	38	0
February	2,339	0	26	38	0
March	2,349	0	21	43	0
April	2,365	0	21	43	0
May	2,377	0	21	43	0
June	2,397	0	21	43	0
July	2,413	0	21	43	0
August	2,423	0	21	43	0
September	2,442	0	21	41	0
October	2,459	0	21	41	0
November	2,465	0	21	41	0
December	2,477	0	20	42	0

If the system has fire hydrants, what is the fire flow requirements? GPM for hrs.

Does the system have chlorination treatment?

Does the Company have an ADWR Gallons Per Capita Per Day (GPCPD) requirement?

If yes, provide the GPCPD amount:

Is the Water Utility located in an ADWR Active Management Area (AMA)?

If yes, which AMA?

Instructions: Fill out the Grey Cells with the relevant information. Input 0 or none if there is nothing recorded in that account or there is no applicable information to report. Copy and paste this sheet as many times as is necessary.

Quail Creek Water Company
Annual Report
Property Taxes
12/31/18

Property Taxes	
----------------	--

Amount of actual property taxes paid during Calendar Year 2018 was
--

\$44,057

If no property taxes paid, explain why.

n/a

Instructions: Fill out the Grey Cells with the relevant information. Input 0 or none if there is nothing recorded in that account or there is no applicable information to report.

Verification and Sworn Statement (Taxes)

Verification: State of Arizona I, the undersigned of the
(state name)

County of (county name):

Maricopa

Name (owner or official) title:

Steve Soriano / General Manager

Company name:

Quail Creek Water Company

RECEIVED

APR 26 2019

ARIZONA CORP COMMISSION
UTILITIES DIVISION - DIRECTOR'S OFFICE

DO SAY THAT THIS ANNUAL UTILITY PROPERTY TAX AND SALES TAX REPORT TO THE ARIZONA CORPORATION COMMISSION.

FOR THE YEAR ENDING:

12/31/18

HAS BEEN PREPARED UNDER MY DIRECTION, FROM THE ORIGINAL BOOKS, PAPERS AND RECORDS OF SAID UTILITY; THAT I HAVE CAREFULLY EXAMINED THE SAME, AND DECLARE THE SAME TO BE A COMPLETE AND CORRECT STATEMENT OF BUSINESS AND AFFAIRS OF SAID UTILITY FOR THE PERIOD COVERED BY THIS REPORT IN RESPECT TO EACH AND EVERY MATTER AND THING SET FORTH, TO THE BEST OF MY KNOWLEDGE, INFORMATION AND BELIEF.

Sworn Statement: I HEREBY ATTEST THAT ALL PROPERTY TAXES FOR SAID COMPANY ARE CURRENT AND PAID IN FULL.

I HEREBY ATTEST THAT ALL SALES TAXES FOR SAID COMPANY ARE CURRENT AND PAID IN FULL.



signature of owner/official

480-895-9200

telephone no.

SUBSCRIBED AND SWORN TO BEFORE ME A NOTARY PUBLIC
IN AND FOR THE COUNTY

THIS

26th

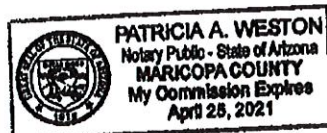
DAY OF

Maricopa
(county name)

April, 2019
(month) and (year)

MY COMMISSION EXPIRES

4/25/21
(date)


(signature of notary public)

Verification and Sworn Statement

Verification:

State of Arizona I, the undersigned of the
(state name)

County of (county name):

Maricopa

Name (owner or official) title:

Steve Soriano / General Manager

Company name:

Quail Creek Water Company

RECEIVED

APR 26 2019

ARIZONA CORP COMMISSION
UTILITIES DIVISION - DIRECTOR'S OFFICE

DO SAY THAT THIS ANNUAL UTILITY PROPERTY TAX AND SALES TAX REPORT TO THE ARIZONA CORPORATION COMMISSION.

FOR THE YEAR ENDING: 12/31/18

HAS BEEN PREPARED UNDER MY DIRECTION, FROM THE ORIGINAL BOOKS, PAPERS AND RECORDS OF SAID UTILITY; THAT I HAVE CAREFULLY EXAMINED THE SAME, AND DECLARE THE SAME TO BE A COMPLETE AND CORRECT STATEMENT OF BUSINESS AND AFFAIRS OF SAID UTILITY FOR THE PERIOD COVERED BY THIS REPORT IN RESPECT TO EACH AND EVERY MATTER AND THING SET FORTH, TO THE BEST OF MY KNOWLEDGE, INFORMATION AND BELIEF.

Sworn Statement: IN ACCORDANCE WITH THE REQUIREMENTS OF TITLE 40, ARTICLE 8, SECTION 40-401, ARIZONA REVISED STATUTES, IT IS HEREIN REPORTED THAT THE GROSS OPERATING REVENUE OF SAID UTILITY DERIVED FROM ARIZONA INTRASTATE UTILITY OPERATIONS DURING THE CALENDAR YEAR WAS:

Arizona Intrastate Gross Operating Revenues Only (\$)

\$1,360,327

(The amount in the box above includes

\$102,431 in sales taxes
billed or collected)



signature of owner/official

480-895-9200

telephone no.

SUBSCRIBED AND SWORN TO BEFORE ME A NOTARY PUBLIC
IN AND FOR THE COUNTY

THIS

26th

DAY OF

Maricopa
(county name)

April, 2019
(month) and (year)

MY COMMISSION EXPIRES

4/25/21
(date)




(signature of notary public)

Verification and Sworn Statement (Residential Revenue)

Verification:

State of Arizona I, the undersigned of the
(state name)

County of (county name):

Maricopa

Name (owner or official) title:

Steve Soriano / General Manager

Company name:

Quail Creek Water Company

RECEIVED

APR 26 2019

ARIZONA CORP COMMISSION
UTILITIES DIVISION - DIRECTOR'S OFFICE

DO SAY THAT THIS ANNUAL UTILITY PROPERTY TAX AND SALES TAX REPORT TO THE ARIZONA CORPORATION COMMISSION.

FOR THE YEAR ENDING: 12/31/18

HAS BEEN PREPARED UNDER MY DIRECTION, FROM THE ORIGINAL BOOKS, PAPERS AND RECORDS OF SAID UTILITY; THAT I HAVE CAREFULLY EXAMINED THE SAME, AND DECLARE THE SAME TO BE A COMPLETE AND CORRECT STATEMENT OF BUSINESS AND AFFAIRS OF SAID UTILITY FOR THE PERIOD COVERED BY THIS REPORT IN RESPECT TO EACH AND EVERY MATTER AND THING SET FORTH, TO THE BEST OF MY KNOWLEDGE, INFORMATION AND BELIEF.

Sworn Statement: IN ACCORDANCE WITH THE REQUIREMENTS OF TITLE 40, ARTICLE 8, SECTION 40-401, ARIZONA REVISED STATUTES, IT IS HEREIN REPORTED THAT THE GROSS OPERATING REVENUE OF SAID UTILITY DERIVED FROM ARIZONA INTRASTATE UTILITY OPERATIONS RECEIVED FROM RESIDENTIAL CUSTOMERS DURING THE CALENDAR YEAR WAS:

Arizona Intrastate Gross Operating Revenues Only (\$)

\$1,147,852

(The amount in the box above includes

\$93,268 in sales taxes
billed or collected)



signature of owner/official

480-895-9200

telephone no.

SUBSCRIBED AND SWORN TO BEFORE ME A NOTARY PUBLIC
IN AND FOR THE COUNTY

Maricopa
(county name)

THIS



26th

DAY OF

April, 2019
(month) and (year)

MY COMMISSION EXPIRES

4/25/21
(date)


(signature of notary public)