

ANNUAL REPORT

Of

Company Name: Saguaro Water Company
PO Box 85160

Mailing Address: Tucson AZ
85754

Docket No.: W-01790A
For the Year Ended: 12/31/19

**RECEIVED
BY EMAIL**

5/12/2020, 08:54 AM
ARIZONA CORPORATION COMMISSION
UTILITIES DIVISION

WATER UTILITY

To

Arizona Corporation Commission

Due on April 15th

Email: rdelafuente@azcc.gov, mail or deliver the completed Annual Report to:

Arizona Corporation Commission
Compliance Section - Utilities Division
1200 West Washington Street
Phoenix, Arizona 85007

Application Type: Original Filing

Application Date: 5/13/2020

ARIZONA CORPORATION COMMISSION
WATER UTILITY ANNUAL REPORT
Saguaro Water Company
A Class Utility

For the Calendar Year Ended: 12/31/19

Primary Address:
City: State: Zip Code:

Telephone Number:

**update
email
address**

Date of Original Organization of Utility:

Person to whom correspondence should be addressed concerning this report:

Name:
Telephone No. :
Address:
City: State: Zip Code:
Email:

Regulatory Contact

Name:
Telephone No. :
Address:
City: State: Zip Code:
Email:

[Redacted Section Header]

Name:
Telephone No. :
Address:
City: State: Zip Code:
Email:

[Redacted Section Header]

Name:
Telephone No. :
Address:
City: State: Zip Code:
Email:

[Redacted Section Header]

Name:
Telephone No. :
Address:
City: State: Zip Code:
Email:

Ownership:

Counties Served:

Important changes during the year
--

No	For those companies not subject to the affiliated interest rules, has there been a change in ownership or direct control during the year?
	If yes, please provide specific details in the box below.
	NA

No	Has the company been notified by any other regulatory authorities during the year, that they are out of compliance?
	If yes, please provide specific details in the box below.
	NA

Utility Plant in Service (Water)							
Account No.	Description	Beginning Year Original Cost	Current Year Additions	Current Year Retirements	Adjusted Original Cost	Accumulated Depreciation	OCLD (OC less AD)
301	Organization	\$29,256			\$29,256	\$29,256	\$0
302	Franchises				0		0
303	Land and Land Rights	51,700			51,700		51,700
304	Structures and Improvements				0		0
305	Collecting & Improving Reservoirs				0		0
306	Lake, River, Canal Intakes				0		0
307	Wells and Springs	198,612			198,612	143,046	55,566
308	Infiltration Galleries				0		0
309	Supply Mains				0		0
310	Power Generation Equipment				0		0
311	Pumping Equipment	174,852			174,852	155,200	19,652
320	Water Treatment Equipment	31,727			31,727	15,001	16,726
320.1	Water Treatment Plants				0		0
320.2	Solution Chemical Feeders				0		0
320.3	Point-of-Use Treatment Devices				0		0
330	Distribution Reservoirs and Standpipes	570,519			570,519	534,200	36,319
330.1	Storage Tanks				0		0
330.2	Pressure Tanks				0		0
331	Transmission and Distribution Mains	5,823,347			5,823,347	3,419,865	2,403,482
333	Services	1,176			1,176	1,176	0
334	Meters and Meter Installations	259,255	10,475		269,730	167,351	102,379
335	Hydrants				0		0
336	Backflow Prevention Devices				0		0
339	Other Plant and Misc. Equipment	250			250	250	0
340	Office Furniture and Equipment				0		0
340.1	Computer & Software				0		0
341	Transportation Equipment				0		0
342	Stores Equipment				0		0
343	Tools, Shop and Garage Equipment	402			402	110	292
344	Laboratory Equipment				0		0
345	Power Operated Equipment				0		0
346	Communication Equipment				0		0
347	Miscellaneous Equipment				0		0
348	Other Tangible Plant				0		0
	Totals	\$7,141,096	\$10,475	\$0	\$7,151,571	\$4,465,455	\$2,686,116

Saguaro Water Company
Annual Report
Depreciation Expense for the Current Year (Water)
12/31/19

Depreciation Expense for the Current Year (Water)									
Account No.	Description	Beginning Year Original Cost	Current Year Additions	Current Year Retirements	Adjusted Original Cost	Fully Depreciated/Non-depreciable Plant	Depreciable Plant	Depreciation Percentages	Depreciation Expense
301	Organization	\$29,256	\$0	\$0	\$29,256	\$29,256	\$0		\$0
302	Franchises	0	0	0	0		0		0
303	Land and Land Rights	51,700	0	0	51,700	51,700	0		0
304	Structures and Improvements	0	0	0	0		0		0
305	Collecting & Improving Reservoirs	0	0	0	0		0		0
306	Lake, River, Canal Intakes	0	0	0	0		0		0
307	Wells and Springs	198,612	0	0	198,612	8,928	189,684	5.00%	9,484
308	Infiltration Galleries	0	0	0	0		0		0
309	Supply Mains	0	0	0	0		0		0
310	Power Generation Equipment	0	0	0	0		0		0
311	Pumping Equipment	174,852	0	0	174,852	40,459	134,393	5.00%	6,720
320	Water Treatment Equipment	31,727	0	0	31,727	25	31,702	5.00%	1,585
320.1	Water Treatment Plants	0	0	0	0		0		0
320.2	Solution Chemical Feeders	0	0	0	0		0		0
320.3	Point-of-Use Treatment Devices	0	0	0	0		0		0
330	Distribution Reservoirs and Standpipes	570,519	0	0	570,519		570,519	5.00%	28,526
330.1	Storage Tanks	0	0	0	0		0		0
330.2	Pressure Tanks	0	0	0	0		0		0
331	Transmission and Distribution Mains	5,823,347	0	0	5,823,347	192,062	5,631,285	5.00%	281,564
333	Services	1,176	0	0	1,176	1,176	0	5.00%	0
334	Meters and Meter Installations	259,255	10,475	0	269,730	4,462	265,268	5.00%	13,002
335	Hydrants	0	0	0	0		0		0
336	Backflow Prevention Devices	0	0	0	0		0		0
339	Other Plant and Misc. Equipment	250	0	0	250	250	0	5.00%	0
340	Office Furniture and Equipment	0	0	0	0		0		0
340.1	Computer & Software	0	0	0	0		0		0
341	Transportation Equipment	0	0	0	0		0		0
342	Stores Equipment	0	0	0	0		0		0
343	Tools, Shop and Garage Equipment	402	0	0	402		402	5.00%	20
344	Laboratory Equipment	0	0	0	0		0		0
345	Power Operated Equipment	0	0	0	0		0		0
346	Communication Equipment	0	0	0	0		0		0
347	Miscellaneous Equipment	0	0	0	0		0		0
348	Other Tangible Plant	0	0	0	0		0		0
	Subtotal	\$7,141,096	\$10,475	\$0	\$7,151,571	\$328,318	\$6,823,253		\$340,901

Contribution(s) in Aid of Construction (Gross)	\$4,502,396
Less: Non Amortizable Contribution(s)	0
Fully Amortized Contribution(s)	0
Amortizable Contribution(s)	\$4,502,396
Times: Proposed Amortization Rate	5.00%
Amortization of CIAC	\$282,203

Less: Amortization of CIAC \$282,203

DEPRECIATION EXPENSE **\$58,698**

Balance Sheet Assets				
	Assets		Balance at Beginning of Year (2019)	Balance at End of Year (2019)
Account No.	Current and Accrued Assets			
131	Cash		\$560,190	\$248,553
134	Working Funds			
135	Temporary Cash Investments			
141	Customer Accounts Receivable		4,439	41,840
146	Notes Receivable from Associated Companies		195,000	195,000
151	Plant Material and Supplies			
162	Prepayments			
174	Miscellaneous Current and Accrued Assets		2,334	22,610
	Total Current and Accrued Assets		\$761,963	\$508,003
Account No.	Fixed Assets			
101	Utility Plant in Service*		\$7,141,096	\$7,151,571
103	Property Held for Future Use		56,000	56,000
105	Construction Work in Progress			
108	Accumulated Depreciation (enter as negative)*		(4,124,554)	(4,465,455)
121	Non-Utility Property			
122	Accumulated Depreciation - Non Utility			
	Total Fixed Assets		\$3,072,542	\$2,742,116
	Total Assets		\$3,834,505	\$3,250,119

*Note these items feed automatically from AR3 UPIS Page 4

Saguaro Water Company
Annual Report
Balance Sheet Liabilities and Owners Equity

Balance Sheet Liabilities and Owners Equity				
	Liabilities		Balance at Beginning of Year (2019)	Balance at End of Year (2019)
Account No.	Current Liabilities			
231	Accounts Payable		\$0	\$21,917
232	Notes Payable (Current Portion)			
234	Notes Payable to Associated Companies			
235	Customer Deposits		1,135	2,211
236	Accrued Taxes		(9,186)	3,858
237	Accrued Interest			
242	Miscellaneous Current and Accrued Liabilities			
	Total Current Liabilities		(\$8,051)	\$27,986
	Long Term Debt			
224	Long Term Debt (Notes and Bonds)		\$0	\$0
	Deferred Credits			
251	Unamortized Premium on Debt		\$0	\$0
252	Advances in Aid of Construction		2,465,326	1,703,420
255	Accumulated Deferred Investment Tax Credits			
271	Contributions in Aid of Construction		3,741,284	4,502,396
272	Less: Amortization of Contributions		(863,305)	(1,202,591)
281	Accumulated Deferred Income Tax			
	Total Deferred Credits		\$5,343,305	\$5,003,225
	Total Liabilites		\$5,335,254	\$5,031,211
	Capital Accounts			
201	Common Stock Issued		\$102,100	\$102,100
211	Other Paid-In Capital		281,327	281,327
215	Retained Earnings		(1,884,176)	(2,164,519)
218	Proprietary Capital (Sole Props and Partnerships)			
	Total Capital		(\$1,500,749)	(\$1,781,092)
	Total Liabilities and Capital		\$3,834,505	\$3,250,119

Note: Total liabilities and Capital must match total assets for the beginning and end of the year!

Saguaro Water Company
Annual Report
Water Comparative Income Statement
12/31/19

Water Comparative Income Statement			
Account No.	Calendar Year	Current Year 01/01/2019 - 12/31/2019	Last Year 01/01/2018 - 12/31/2018
	Operating Revenue		
461	Metered Water Revenue	\$828,877	\$816,907
460	Unmetered Water Revenue		
462	Fire Protection Revenue		
469	Guaranteed Revenues (Surcharges)		
471	Miscellaneous Service Revenues		
474	Other Water Revenue	7,286	6,139
	Total Revenues	\$836,163	\$823,046
	Operating Expenses		
601	Salaries and Wages	\$0	\$0
604	Employee Pensions and Benefits		
610	Purchased Water		
615	Purchased Power	86,111	84,925
618	Chemicals		
620	Materials and Supplies		5,106
620.1	Repairs and Maintenance	10,341	28,396
620.2	Office Supplies and Expense	4,613	13,041
630	Contractual Services		
631	Contractual Services - Engineering		
632	Contractual Services - Accounting	13,817	1,547
633	Contractual Services - Legal	4,721	2,880
634	Contractual Services - Management Fees	446,000	267,000
635	Contractual Services - Water Testing	3,147	15,114
636	Contractual Services - Other		8,804
640	Rents		
641	Rental of Building/Real Property		
642	Rental of Equipment		
650	Transportation Expenses		
657	Insurance - General Liability	1,980	2,845
657.1	Insurance - Health and Life		
665	Regulatory Commission Expense - Rate		
670	Bad Debt Expense		3,007
675	Miscellaneous Expense	24,313	4,744
403	Depreciation Expense (From Schedule AR4)	58,698	153,154
408	Taxes Other Than Income		
408.11	Property Taxes	79,612	18,951
409	Income Taxes		
427.1	Customer Security Deposit Interest		
	Total Operating Expenses	\$733,353	\$609,514
	Operating Income / (Loss)	\$102,810	\$213,532
	Other Income / (Expense)		
419	Interest and Dividend Income	\$70	\$142
421	Non-Utility Income	178	6,268
426	Miscellaneous Non-Utility (Expense)	(292,475)	
427	Interest (Expense)		(161)
	Total Other Income / (Expense)	(\$292,227)	\$6,249
	Net Income / (Loss)	(\$189,417)	\$219,781

Full time equivalent employees

	Direct Company	Allocated	Outside service	Total
President				0.0
Vice-president				0.0
Manager				0.0
Engineering Staff			Difficult to	0.0
System Operator(s)			determine	0.0
Meter reader			without	0.0
Customer Service			significant	0.0
Accounting			analysis	0.0
Business Office				0.0
Rates Department				0.0
Administrative Staff				0.0
Other				0.0
Total	0.0	0.0	0.0	0.0

Supplemental Financial Data (Long-Term Debt)				
	Loan #1	Loan #2	Loan #3	Loan #4
Date Issued	No loans			
Source of Loan				
ACC Decision No.				
Reason for Loan				
Dollar Amt. Issued				
Amount Outstanding				
Date of Maturity				
Interest Rate				
Current Year Interest				
Current Year Principal				

Meter Deposit Balance at Test Year End:	\$40,986
---	----------

Meter Deposits Refunded During the Test Year:	\$4,847
---	---------

List all bonds, notes, loans, and other types of indebtedness in which the proceeds were used in the provision of public utility service. Indebtedness incurred for personal uses by the owner of the utility should not be listed. Input 0 or none if there is nothing to report for that cell.

Well and Water Usage

Name of the System: SAGUARO WATER COMPANY											
ADEQ Public Water System Number:		AZ0410177									
ADWR PCC Number:		91-000467.0000									
Well registry 55# (55-XXXXXX):	Pump Horsepower	Pump Yield (gpm)	Casing Depth (feet)	Casing Diameter (inches)	Pump Motor Type **	Year Drilled	Water level 2010	Water level 2019	Meter Size (inches)	How measured:	Active
55-617996 (South well)	50	320	504	8	Submersible	1963	352	353	4	Metered	Yes
55-540941 (North well)	30	150	480	12	Submersible	1994	227	234	4	Metered	Yes
55-590054 (Well 3)	125	460	646	16	Submersible	2004	418	533	8	Metered	Yes

Name of system water delivered to:	NA	
ADWR PCC Number:	#N/A	
Source of water delivered to another system		
Name of system water received from:	NA	
ADWR PCC Number:	#N/A	
Source of water received		
Well registry 55# (55-XXXXXX):		

Month	Water withdrawn (gallons) ¹	Water sold (gallons) ²	Water delivered (sold) to other systems (gallons) ³	Water received (purchased) from other systems (gallons) ⁴	Estimated authorized use (gallons) ⁵	Purchased Power Expense ⁶	Purchased Power (kWh) ⁷
January	10,938,500.00	9,373,380.00	0.00	0.00		\$5,687	42,312
February	10,938,500.00	8,786,210.00	0.00	0.00		4,531	33,716
March	6,690,000.00	6,454,201.00	0.00	0.00		4,523	33,654
April	13,350,000.00	11,497,724.00	0.00	0.00		2,362	48,199
May	14,021,000.00	11,986,754.00	0.00	0.00		6,136	56,538
June	18,984,000.00	15,697,744.00	0.00	0.00		8,532	61,079
July	16,661,000.00	14,426,253.00	0.00	0.00		9,868	71,235
August	17,927,000.00	16,772,590.00	0.00	0.00		10,112	72,892
September	17,934,800.00	16,679,440.00	0.00	0.00		9,231	66,187
October	12,000,000.00	11,203,002.00	0.00	0.00		9,181	64,625
November	14,138,200.00	11,654,031.00	0.00	0.00		7,137	63,925
December	13,008,000.00	11,573,720.00	0.00	0.00		5,811	52,054
Totals	166,591,000.00	146,105,049.00	0.00	0.00	0.00	\$83,111	666,416

If applicable, in the space below please provide a description for all un-metered water use along with amounts:

1 Water withdrawn - Total gallons of water withdrawn from pumped sources.
 2 Water sold - Total gallons from customer meters, and other sales such as construction water.
 3 Water delivered (sold) to other systems - Total gallons of water delivered to other systems.
 4 Water received (purchased) from other systems - Total gallons of water purchased/received from other systems.
 5 Estimated authorized use - Total estimated gallons from authorized metered or unmetered use. Authorized uses such as flushing (mains, services and hydrants) draining/cleaning tanks, process, construction, fire fighting, etc. Non-authorized use (real losses) are service line breaks and leaks, water main breaks, meter inaccuracies and theft.
 6 Enter the total purchased power costs for the power meters associated with this system.
 7 Enter the total purchased kWh used by the power meters associated with this system.

Water Utility Plant Description			
Name of the System:		SAGUARO WATER COMPANY	
ADEQ Public Water System Number:		AZ0410177	
ADWR PCC Number:		91-000467.0000	

MAINS		
Sizes (inches)	Material	Length (feet)
4.00	PVC	15,610
6.00	PVC	44,844
6.00	DIP/ACP	1,536
8.00	PVC	86,555
8.00	DIP/ACP	465
12.00	PVC	11,865
12.00	DIP/ACP	18,850

CUSTOMER METERS			
Size (inches)	Quantity	Percent over 1,00,000 gallons	Percent over 10 years old
5/8 X 3/4	602	71%	92%
0.75	425	47%	70%
1	208	64%	84%
Turbine 2	2	100%	50%
Turbine 3	1	100%	100%

SERVICE LINES			
Material	Percent of system	Year installed	
Copper	100%	2004	

BOOSTER PUMPS		
Horsepower	GPM	Quantity
15	150	2
25	250	2
50	500	4

FIRE HYDRANTS	
Type	Quantity
Standard *	225
Other	0

STORAGE TANKS			
Capacity (gallons)	Material	Quantity	Year installed
500,000	Steel	1	2004

PRESSURE/BLADDER TANKS			
Capacity (gallons)	Material	Quantity	Year installed
5,000	Steel	4	1994
5,000	Steel	2	2004

* A standard fire hydrant has two 2.5 inch hose connection nozzles with 7.5 threads per inch, and one 4.5 inch pumper connection nozzle with 4 threads per inch.

Water Utility Plant Description (Continued)
--

For the following three items, list the utility owned assets in each category for each system.

TREATMENT EQUIPMENT:	Chlorinator
-----------------------------	-------------

STRUCTURES:	NA
--------------------	----

OTHER:	NA
---------------	----

Provide a calculation used to determine the value of one water equivalent residential connection (ERC).

Use one of the following methods:

- (a) If actual flow data are available from the preceding 12 months, divide the total annual single family residence (SFR) gallons sold by the average number of single family residence customers for the same period and divide the result by
- (b) If no historical flow data are available, use:
 $ERC = (\text{Total SFR gallons sold (Omit 000)} / 365 \text{ days} / 350 \text{ gallons per day})$

ERC	297
Method used:	(a)

Customer and Other Information	
Name of the System:	SAGUARO WATER COMPANY
ADEQ Public Water System Number:	AZ0410177
ADWR PCC Number:	91-000467.0000

Month	Number of Customers				
	Single-Family	Multi-Family	Commercial	Turf/Irrigation	Other Non-Residential
January	1,197	0	11	0	0
February	1,205	0	11	0	0
March	1,200	0	11	0	0
April	1,202	0	11	0	0
May	1,198	0	11	0	0
June	1,205	0	11	0	0
July	1,201	0	11	0	0
August	1,204	0	11	0	0
September	1,195	0	11	0	0
October	1,210	0	11	0	0
November	1,210	0	11	0	0
December	1,214	0	11	0	0

If the system has fire hydrants, what is the fire flow requirements? GPM for hrs.

Does the system have chlorination treatment?

Does the Company have an ADWR Gallons Per Capita Per Day (GPCPD) requirement?
 If yes, provide the GPCPD amount:

Is the Water Utility located in an ADWR Active Management Area (AMA)?
 If yes, which AMA?

What is the present system connection capacity (in ERCs *) using existing lines?

What is the future system connection capacity (in ERCs *) upon service area buildout?

Describe any plans and estimated completion dates for any enlargements or improvements of this system.

* an ERC is based on the calculation on the bottom of AR9 page 12.

Saguaro Water Company
 Annual Report
 Utility Shutoffs / Disconnects
 12/31/19

Utility Shutoffs / Disconnects	
Name of the System:	SAGUARO WATER COMPANY
ADEQ Public Water System Number:	AZ0410177
ADWR PCC Number:	91-000467.0000

Month	Termination without Notice R14-2-410.B	Termination with Notice R14-2-410.C	Other
January	0	0	0
February	0	0	0
March	0	0	0
April	0	0	0
May	0	0	0
June	0	0	0
July	0	15	0
August	0	4	0
September	0	0	0
October	0	0	0
November	0	3	0
December	0	0	0
Total	0	22	0

Other (description):

NA

Instructions: Fill out the Grey Cells with the relevent information. Input 0 or none if there is nothing recorded in that account or there is no applicable information to report.

Property Taxes	
-----------------------	--

Amount of actual property taxes paid during Calendar Year 2019 was	
--	--

\$59,063

If no property taxes paid, explain why.

NA

Instructions: Fill out the Grey Cells with the relevant information. Input 0 or none if there is nothing recorded in that account or there is no applicable information to report.

Verification and Sworn Statement (Taxes)

Verification: State of Arizona I, the undersigned of the
(state name)

County of (county name): Pima
Name (owner or official) title: Paul Juhl, Manager
Company name: Saguaro Water Company

DO SAY THAT THIS ANNUAL UTILITY PROPERTY TAX AND SALES TAX REPORT TO THE ARIZONA CORPORATION COMMISSION.


FOR THE YEAR ENDING: 12/31/19

HAS BEEN PREPARED UNDER MY DIRECTION, FROM THE ORIGINAL BOOKS, PAPERS AND RECORDS OF SAID UTILITY; THAT I HAVE CAREFULLY EXAMINED THE SAME, AND DECLARE THE SAME TO BE A COMPLETE AND CORRECT STATEMENT OF BUSINESS AND AFFAIRS OF SAID UTILITY FOR THE PERIOD COVERED BY THIS REPORT IN RESPECT TO EACH AND EVERY MATTER AND THING SET FORTH, TO THE BEST OF MY KNOWLEDGE, INFORMATION AND BELIEF.

Sworn Statement: I HEREBY ATTEST THAT ALL PROPERTY TAXES FOR SAID COMPANY ARE CURRENT AND PAID IN FULL.

I HEREBY ATTEST THAT ALL SALES TAXES FOR SAID COMPANY ARE CURRENT AND PAID IN FULL.


**RECEIVED
BY EMAIL**
5/01/2020, 04:37 PM
ARIZONA CORPORATION COMMISSION
UTILITIES DIVISION



signature of owner/official
(520) 623-5172
telephone no.

SUBSCRIBED AND SWORN TO BEFORE ME A NOTARY PUBLIC
IN AND FOR THE COUNTY

THIS 29 DAY OF April, 2020
(month) and (year)

MY COMMISSION EXPIRES 10-21-2021
(date)

 Christine Charles
Notary Public
Pima County, Arizona
My Comm. Expires 10-21-21


(signature of notary public)

Verification and Sworn Statement

Verification:

State of Arizona I, the undersigned of the
(state name)
County of (county name): Pima
Name (owner or official) title: Paul Juhl, Manager
Company name: Saguaro Water Company

DO SAY THAT THIS ANNUAL UTILITY PROPERTY TAX AND SALES TAX REPORT TO THE ARIZONA CORPORATION COMMISSION.

FOR THE YEAR ENDING: 12/31/19

HAS BEEN PREPARED UNDER MY DIRECTION, FROM THE ORIGINAL BOOKS, PAPERS AND RECORDS OF SAID UTILITY; THAT I HAVE CAREFULLY EXAMINED THE SAME, AND DECLARE THE SAME TO BE A COMPLETE AND CORRECT STATEMENT OF BUSINESS AND AFFAIRS OF SAID UTILITY FOR THE PERIOD COVERED BY THIS REPORT IN RESPECT TO EACH AND EVERY MATTER AND THING SET FORTH, TO THE BEST OF MY KNOWLEDGE, INFORMATION AND BELIEF.

Sworn Statement: IN ACCORDANCE WITH THE REQUIREMENTS OF TITLE 40, ARTICLE 8, SECTION 40-401, ARIZONA REVISED STATUTES, IT IS HEREIN REPORTED THAT THE GROSS OPERATING REVENUE OF SAID UTILITY DERIVED FROM ARIZONA INTRASTATE UTILITY OPERATIONS DURING THE CALENDAR YEAR WAS:

Arizona Intrastate Gross Operating Revenues Only (\$)

\$884,495

(The amount in the box above includes

\$48,332 in sales taxes billed or collected)

**RECEIVED
BY EMAIL**

5/01/2020, 04:37 PM

ARIZONA CORPORATION COMMISSION
UTILITIES DIVISION


[Signature]
signature of owner/official

(520) 623-5172
telephone no.

SUBSCRIBED AND SWORN TO BEFORE ME A NOTARY PUBLIC
IN AND FOR THE COUNTY

THIS 29 DAY OF Pima County
(month) and (year)

MY COMMISSION EXPIRES 10-21-2021
(date)



[Signature]
(signature of notary public)

Verification and Sworn Statement (Residential Revenue)

Verification:

State of Arizona I, the undersigned of the
(state name)

County of (county name): Pima
Name (owner or official) title: Paul Juhl, Manager
Company name: Saguaro Water Company

DO SAY THAT THIS ANNUAL UTILITY PROPERTY TAX AND SALES TAX REPORT TO THE ARIZONA CORPORATION COMMISSION.

FOR THE YEAR ENDING: 12/31/19

HAS BEEN PREPARED UNDER MY DIRECTION, FROM THE ORIGINAL BOOKS, PAPERS AND RECORDS OF SAID UTILITY; THAT I HAVE CAREFULLY EXAMINED THE SAME, AND DECLARE THE SAME TO BE A COMPLETE AND CORRECT STATEMENT OF BUSINESS AND AFFAIRS OF SAID UTILITY FOR THE PERIOD COVERED BY THIS REPORT IN RESPECT TO EACH AND EVERY MATTER AND THING SET FORTH, TO THE BEST OF MY KNOWLEDGE, INFORMATION AND BELIEF.

Sworn Statement: IN ACCORDANCE WITH THE REQUIREMENTS OF TITLE 40, ARTICLE 8, SECTION 40-401, ARIZONA REVISED STATUTES, IT IS HEREIN REPORTED THAT THE GROSS OPERATING REVENUE OF SAID UTILITY DERIVED FROM ARIZONA INTRASTATE UTILITY OPERATIONS RECEIVED FROM RESIDENTIAL CUSTOMERS DURING THE CALENDAR YEAR WAS:

Arizona Intrastate Gross Operating Revenues Only (\$)

\$763,497
(The amount in the box above includes
\$47,416 in sales taxes
billed or collected)

**RECEIVED
BY EMAIL**

5/01/2020, 04:37 PM

ARIZONA CORPORATION COMMISSION
UTILITIES DIVISION

[Signature]
signature of owner/official

(520) 623-5172
telephone no.

SUBSCRIBED AND SWORN TO BEFORE ME A NOTARY PUBLIC
IN AND FOR THE COUNTY

Pima County
(county name)

THIS

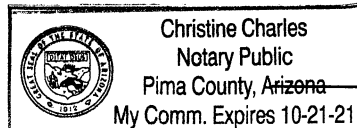
29

DAY OF

April, 2020
(month) and (year)

MY COMMISSION EXPIRES

10-21-2021
(date)


Christine Charles
Notary Public
Pima County, Arizona
My Comm. Expires 10-21-21

[Signature]
(signature of notary public)