

ANNUAL REPORT

Of

Company Name:
PO Box 85160

Mailing Address: Tucson AZ
85754

Docket No.: W-20435A
For the Year Ended:

**RECEIVED
BY EMAIL**

5/13/2020, 03:58 PM

ARIZONA CORPORATION COMMISSION
UTILITIES DIVISION

WATER UTILITY

To

Arizona Corporation Commission

Due on April 15th

Email: rdelafuente@azcc.gov, mail or deliver the completed Annual Report to:

Arizona Corporation Commission
Compliance Section - Utilities Division
1200 West Washington Street
Phoenix, Arizona 85007

Application Type:

Application Date:

ARIZONA CORPORATION COMMISSION
WATER UTILITY ANNUAL REPORT
Sonoita Valley Water Company
A Class Utility

For the Calendar Year Ended: 12/31/19

Primary Address:
City: State: Zip Code:

Telephone Number:

Date of Original Organization of Utility:

Person to whom correspondence should be addressed concerning this report:

Name:
Telephone No. :
Address:
City: State: Zip Code:
Email:

Name:
Telephone No. :
Address:
City: State: Zip Code:
Email:

Name:
Telephone No. :
Address:
City: State: Zip Code:
Email:

Name:
Telephone No. :
Address:
City: State: Zip Code:
Email:

Name:
Telephone No. :
Address:
City: State: Zip Code:
Email:

Ownership:

Counties Served:

Important changes during the year
--

No	For those companies not subject to the affiliated interest rules, has there been a change in ownership or direct control during the year?
	If yes, please provide specific details in the box below.
	NA

No	Has the company been notified by any other regulatory authorities during the year, that they are out of compliance?
	If yes, please provide specific details in the box below.
	NA

Utility Plant in Service (Water)							
Account No.	Description	Beginning Year Original Cost	Current Year Additions	Current Year Retirements	Adjusted Original Cost	Accumulated Depreciation	OCLD (OC less AD)
301	Organization	\$198			\$198	\$68	\$130
302	Franchises				0		0
303	Land and Land Rights				0		0
304	Structures and Improvements	6,835			6,835	2,970	3,865
305	Collecting & Improving Reservoirs				0		0
306	Lake, River, Canal Intakes				0		0
307	Wells and Springs	81,659			81,659	33,422	48,237
308	Infiltration Galleries				0		0
309	Supply Mains				0		0
310	Power Generation Equipment				0		0
311	Pumping Equipment	133,408	5,197		138,605	115,049	23,556
320	Water Treatment Equipment				0		0
320.1	Water Treatment Plants				0		0
320.2	Solution Chemical Feeders	4,821			4,821	4,821	0
320.3	Point-of-Use Treatment Devices				0		0
330	Distribution Reservoirs and Standpipes				0		0
330.1	Storage Tanks	27,818			27,818	11,567	16,251
330.2	Pressure Tanks	13,336			13,336	5,234	8,102
331	Transmission and Distribution Mains	166,175	11,627		177,802	119,565	58,237
333	Services	6,356			6,356	4,317	2,039
334	Meters and Meter Installations	10,345			10,345	8,121	2,224
335	Hydrants				0		0
336	Backflow Prevention Devices				0		0
339	Other Plant and Misc. Equipment				0		0
340	Office Furniture and Equipment				0		0
340.1	Computer & Software				0		0
341	Transportation Equipment				0		0
342	Stores Equipment				0		0
343	Tools, Shop and Garage Equipment				0		0
344	Laboratory Equipment				0		0
345	Power Operated Equipment				0		0
346	Communication Equipment				0		0
347	Miscellaneous Equipment				0		0
348	Other Tangible Plant				0		0
	Totals	\$450,951	\$16,824	\$0	\$467,775	\$305,134	\$162,641

Sonoita Valley Water Company
 Annual Report
 Depreciation Expense for the Current Year (Water)
 12/31/19

Depreciation Expense for the Current Year (Water)									
Account No.	Description	Beginning Year Original Cost	Current Year Additions	Current Year Retirements	Adjusted Original Cost	Fully Depreciated/Non-depreciable Plant	Depreciable Plant	Depreciation Percentages	Depreciation Expense
301	Organization	\$198	\$0	\$0	\$198	\$198	\$0	0.00%	\$0
302	Franchises	0	0	0	0		0		0
303	Land and Land Rights	0	0	0	0		0		0
304	Structures and Improvements	6,835	0	0	6,835		6,835	3.33%	228
305	Collecting & Improving Reservoirs	0	0	0	0		0		0
306	Lake, River, Canal Intakes	0	0	0	0		0		0
307	Wells and Springs	81,659	0	0	81,659	6,882	74,777	3.33%	2,490
308	Infiltration Galleries	0	0	0	0		0		0
309	Supply Mains	0	0	0	0		0		0
310	Power Generation Equipment	0	0	0	0		0		0
311	Pumping Equipment	133,408	5,197	0	138,605	101,907	36,698	12.50%	4,262
320	Water Treatment Equipment	0	0	0	0		0		0
320.1	Water Treatment Plants	0	0	0	0		0		0
320.2	Solution Chemical Feeders	4,821	0	0	4,821	4,821	0		0
320.3	Point-of-Use Treatment Devices	0	0	0	0		0		0
330	Distribution Reservoirs and Standpipes	0	0	0	0		0		0
330.1	Storage Tanks	27,818	0	0	27,818	5,777	22,041	2.22%	489
330.2	Pressure Tanks	13,336	0	0	13,336		13,336	5.00%	667
331	Transmission and Distribution Mains	166,175	11,627	0	177,802	103,695	74,107	2.00%	1,366
333	Services	6,356	0	0	6,356	2,508	3,848	3.33%	128
334	Meters and Meter Installations	10,345	0	0	10,345	590	9,755	8.33%	813
335	Hydrants	0	0	0	0		0		0
336	Backflow Prevention Devices	0	0	0	0		0		0
339	Other Plant and Misc. Equipment	0	0	0	0		0		0
340	Office Furniture and Equipment	0	0	0	0		0		0
340.1	Computer & Software	0	0	0	0		0		0
341	Transportation Equipment	0	0	0	0		0		0
342	Stores Equipment	0	0	0	0		0		0
343	Tools, Shop and Garage Equipment	0	0	0	0		0		0
344	Laboratory Equipment	0	0	0	0		0		0
345	Power Operated Equipment	0	0	0	0		0		0
346	Communication Equipment	0	0	0	0		0		0
347	Miscellaneous Equipment	0	0	0	0		0		0
348	Other Tangible Plant	0	0	0	0		0		0
	Subtotal	\$450,951	\$16,824	\$0	\$467,775	\$226,378	\$241,397		\$10,443

Contribution(s) in Aid of Construction (Gross)	\$5,200
Less: Non Amortizable Contribution(s)	0
Fully Amortized Contribution(s)	5,200
Amortizable Contribution(s)	<u>\$0</u>
Times: Proposed Amortization Rate	4.33%
Amortization of CIAC	\$0

Less: Amortization of CIAC

DEPRECIATION EXPENSE

Balance Sheet Assets				
	Assets		Balance at Beginning of Year (2019)	Balance at End of Year (2019)
Account No.	Current and Accrued Assets			
131	Cash		\$1,788	\$22,112
134	Working Funds			
135	Temporary Cash Investments			
141	Customer Accounts Receivable		3,794	4,873
146	Notes Receivable from Associated Companies			
151	Plant Material and Supplies			
162	Prepayments			
174	Miscellaneous Current and Accrued Assets			
	Total Current and Accrued Assets		\$5,582	\$26,985
Account No.	Fixed Assets			
101	Utility Plant in Service*		\$450,951	\$467,775
103	Property Held for Future Use			
105	Construction Work in Progress			
108	Accumulated Depreciation (enter as negative)*		(294,691)	(305,134)
121	Non-Utility Property			
122	Accumulated Depreciation - Non Utility			
	Total Fixed Assets		\$156,260	\$162,641
	Total Assets		\$161,842	\$189,626

*Note these items feed automatically from AR3 UPIS Page 4

Sonoita Valley Water Company
Annual Report
Balance Sheet Liabilities and Owners Equity

Balance Sheet Liabilities and Owners Equity				
	Liabilities		Balance at Beginning of Year (2019)	Balance at End of Year (2019)
Account No.	Current Liabilities			
231	Accounts Payable		\$1,816	\$1,917
232	Notes Payable (Current Portion)			
234	Notes Payable to Associated Companies			
235	Customer Deposits		2,455	2,900
236	Accrued Taxes		444	326
237	Accrued Interest			
242	Miscellaneous Current and Accrued Liabilities			
	Total Current Liabilities		\$4,715	\$5,143
	Long Term Debt			
224	Long Term Debt (Notes and Bonds)		\$0	\$0
	Deferred Credits			
251	Unamortized Premium on Debt		\$0	\$0
252	Advances in Aid of Construction		16,294	17,245
255	Accumulated Deferred Investment Tax Credits			
271	Contributions in Aid of Construction		5,200	5,200
272	Less: Amortization of Contributions		(5,200)	(5,200)
281	Accumulated Deferred Income Tax			
	Total Deferred Credits		\$16,294	\$17,245
	Total Liabilites		\$21,009	\$22,388
	Capital Accounts			
201	Common Stock Issued		\$1,000	\$1,000
211	Other Paid-In Capital		258,210	288,210
215	Retained Earnings		(118,377)	(121,972)
218	Proprietary Capital (Sole Props and Partnerships)			
	Total Capital		\$140,833	\$167,238
	Total Liabilities and Capital		\$161,842	\$189,626

Note: Total liabilities and Capital must match total assets for the beginning and end of the year!

Sonoita Valley Water Company
Annual Report
Water Comparative Income Statement
12/31/19

Water Comparative Income Statement			
Account No.	Calendar Year	Current Year 01/01/2019 - 12/31/2019	Last Year 01/01/2018 - 12/31/2018
	Operating Revenue		
461	Metered Water Revenue	\$60,333	\$64,582
460	Unmetered Water Revenue		
462	Fire Protection Revenue		
469	Guaranteed Revenues (Surcharges)		
471	Miscellaneous Service Revenues		
474	Other Water Revenue	775	1,233
	Total Revenues	\$61,108	\$65,815
	Operating Expenses		
601	Salaries and Wages	\$0	\$0
604	Employee Pensions and Benefits		
610	Purchased Water	11,307	24,000
615	Purchased Power	8,947	9,729
618	Chemicals		602
620	Materials and Supplies		
620.1	Repairs and Maintenance	4,761	8,107
620.2	Office Supplies and Expense	723	755
630	Contractual Services		
631	Contractual Services - Engineering		
632	Contractual Services - Accounting	3,000	2,945
633	Contractual Services - Legal	1,419	235
634	Contractual Services - Management Fees	9,600	9,604
635	Contractual Services - Water Testing	3,284	3,048
636	Contractual Services - Other	5,305	227
640	Rents		
641	Rental of Building/Real Property		
642	Rental of Equipment	376	
650	Transportation Expenses	788	5,596
657	Insurance - General Liability	1,534	1,456
657.1	Insurance - Health and Life		
665	Regulatory Commission Expense - Rate		
670	Bad Debt Expense		
675	Miscellaneous Expense		102
403	Depreciation Expense (From Schedule AR4)	10,443	9,576
408	Taxes Other Than Income		
408.11	Property Taxes	3,541	3,632
409	Income Taxes		
427.1	Customer Security Deposit Interest	68	19
	Total Operating Expenses	\$65,096	\$79,633
	Operating Income / (Loss)	(\$3,988)	(\$13,818)
	Other Income / (Expense)		
419	Interest and Dividend Income	\$359	\$300
421	Non-Utility Income	34	
426	Miscellaneous Non-Utility (Expense)		
427	Interest (Expense)		
	Total Other Income / (Expense)	\$393	\$300
	Net Income / (Loss)	(\$3,595)	(\$13,518)

Full time equivalent employees

	Direct Company	Allocated	Outside service	Total
President				0.0
Vice-president				0.0
Manager				0.0
Engineering Staff			difficult to	0.0
System Operator(s)			determine	0.0
Meter reader			without	0.0
Customer Service			significant	0.0
Accounting			analysis	0.0
Business Office				0.0
Rates Department				0.0
Administrative Staff				0.0
Other				0.0
Total	0.0	0.0	0.0	0.0

Supplemental Financial Data (Long-Term Debt)				
	Loan #1	Loan #2	Loan #3	Loan #4
Date Issued	No loans			
Source of Loan				
ACC Decision No.				
Reason for Loan				
Dollar Amt. Issued				
Amount Outstanding				
Date of Maturity				
Interest Rate				
Current Year Interest				
Current Year Principal				

Meter Deposit Balance at Test Year End:	\$2,716
---	---------

Meter Deposits Refunded During the Test Year:	\$0
---	-----

List all bonds, notes, loans, and other types of indebtedness in which the proceeds were used in the provision of public utility service. Indebtedness incurred for personal uses by the owner of the utility should not be listed. Input 0 or none if there is nothing to report for that cell.

Well and Water Usage

Name of the System:		SONOITA VALLEY WATER CO									
ADEQ Public Water System Number:		AZ0412005									
ADWR PCC Number:		91-000591.0000									
Well registry 55# (55-XXXXXX):	Pump Horsepower	Pump Yield (gpm)	Casing Depth (feet)	Casing Diameter (inches)	Pump Motor Type **	Year Drilled	Water level 2010	Water level 2019	Meter Size (inches)	How measured:	Active
55-214359 Downtwn 1	7.5	35	865	6	Submersible	2007	400	420	5/8	Metered	Yes
55-633050 Papago Spr 4	5	25	202	6	Submersible	pre 1982	390	380	2	Metered	Yes
55-620789 Los Encinos	7.5	20	240	6	Submersible	pre 1982	215	245	1 1/2	Metered	Yes

Name of system water delivered to: _____
 ADWR PCC Number: _____
 Source of water delivered to another system _____

Name of system water received from: SONOITA VALLEY WATER COMPANY
 ADWR PCC Number: 91-000601.0000
 Source of water received: Ground Water
 Well registry 55# (55-XXXXXX): 55-620783

Month	Water withdrawn (gallons) ¹	Water sold (gallons) ²	Water delivered (sold) to other systems (gallons) ³	Water received (purchased) from other systems (gallons) ⁴	Estimated authorized use (gallons) ⁵	Purchased Power Expense ⁶	Purchased Power (kWh) ⁷
January	497,112.00	249,890.00	0.00	0.00		\$586	2,862
February	395,155.00	174,170.00	0.00	0.00		596	3,018
March	414,271.00	168,130.00	0.00	0.00		555	2,709
April	394,731.00	159,800.00	0.00	0.00		580	2,862
May	573,302.00	277,460.00	0.00	0.00		602	3,120
June	473,198.00	247,650.00	0.00	313,900.00		609	3,103
July	461,698.00	337,170.00	0.00	92,500.00		606	3,154
August	360,854.00	270,780.00	0.00	0.00		513	1,936
September	387,753.00	317,140.00	0.00	0.00		584	2,896
October	358,144.00	230,810.00	0.00	0.00		616	3,178
November	393,751.00	256,440.00	0.00	0.00		682	3,819
December	399,632.00	199,120.00	0.00	0.00		689	3,854
Totals	5,109,601.00	2,888,560.00	0.00	406,400.00	0.00	\$7,218	36,511

If applicable, in the space below please provide a description for all un-metered water use along with amounts:

¹ Water withdrawn - Total gallons of water withdrawn from pumped sources.
² Water sold - Total gallons from customer meters, and other sales such as construction water.
³ Water delivered (sold) to other systems - Total gallons of water delivered to other systems.
⁴ Water received (purchased) from other systems - Total gallons of water purchased/received from other systems.
⁵ Estimated authorized use - Total estimated gallons from authorized metered or unmetered use. Authorized uses such as flushing (mains, services and hydrants) draining/cleaning tanks, process, construction, fire fighting, etc. Non-authorized use (real losses) are service line breaks and leaks, water main breaks, meter inaccuracies and theft.
⁶ Enter the total purchased power costs for the power meters associated with this system.
⁷ Enter the total purchased kWh used by the power meters associated with this system.

Well and Water Usage											
Name of the System:		SONOITA VALLEY WATER COMPANY									
ADEQ Public Water System Number:		AZ0412308									
ADWR PCC Number:		91-000601.0000									
Well registry 55# (55-XXXXXX):	Pump Horsepower	Pump Yield (gpm)	Casing Depth (feet)	Casing Diameter (inches)	Pump Motor Type **	Year Drilled	Water level 2010	Water level 2019	Meter Size (inches)	How measured:	Active
55-620783 Downtown	7.5	25	500	6	Submersible	pre 1982	190	193	2	Metered	Yes

Name of system water delivered to:	SONOITA VALLEY WATER CO
ADWR PCC Number:	91-000591.0000
Source of water delivered to another system	Ground Water

Name of system water received from:	
ADWR PCC Number:	
Source of water received	
Well registry 55# (55-XXXXXX):	

Month	Water withdrawn (gallons)1	Water sold (gallons)2	Water delivered (sold) to other systems (gallons)3	Water received (purchased) from other systems (gallons)4	Estimated authorized use (gallons)5	Purchased Power Expense6	Purchased Power (kWh)7
January	87,949.00	67,340.00	0.00	0.00		\$115	394
February	61,069.00	45,480.00	0.00	0.00		118	415
March	70,559.00	45,820.00	0.00	0.00		110	346
April	77,678.00	80,740.00	0.00	0.00		128	455
May	83,473.00	75,660.00	0.00	0.00		120	397
June	69,046.00	67,670.00	313,900.00	0.00		114	354
July	214,843.00	68,460.00	92,500.00	0.00		239	808
August	194,059.00	79,440.00	0.00	0.00		252	917
September	112,913.00	104,320.00	0.00	0.00		194	484
October	89,512.00	82,720.00	0.00	0.00		120	398
November	74,399.00	70,210.00	0.00	0.00		112	388
December	95,434.00	85,090.00	0.00	0.00		107	350
Totals	1,230,934.00	872,950.00	406,400.00	0.00	0.00	\$1,729	5,706

If applicable, in the space below please provide a description for all un-metered water use along with amounts:

Instructions: Fill out the Grey Cells with the relevant information. Input 0 or none if there is nothing recorded in that account or there is no applicable information to report.

1 Water withdrawn - Total gallons of water withdrawn from pumped sources.
 2 Water sold - Total gallons from customer meters, and other sales such as construction water.
 3 Water delivered (sold) to other systems - Total gallons of water delivered to other systems.
 4 Water received (purchased) from other systems - Total gallons of water purchased/received from other systems.
 #VALUE!
 6 Enter the total purchased power costs for the power meters associated with this system.
 7 Enter the total purchased kWh used by the power meters associated with this system.

Water Utility Plant Description			
Name of the System:	SONOITA VALLEY WATER CO		
ADEQ Public Water System Number:	AZ0412005		
ADWR PCC Number:	91-000591.0000		

MAINS		
Sizes (inches)	Material	Length (feet)
2.00	PVC	12,180
3.00	PVC	5,838
4.00	PVC	13,351

CUSTOMER METERS			
Size (inches)	Quantity	Percent over 1,00,000 gallons	Percent over 10 years old
5/8 X 3/4	79	13%	71%

SERVICE LINES			
Material	Percent of system	Year installed	
PVC	80%	1970s	
Black poly	20%	1970s	

BOOSTER PUMPS		
Horsepower	GPM	Quantity
5	100	3

FIRE HYDRANTS	
Type	Quantity
Standard *	0
Other	0

STORAGE TANKS			
Capacity (gallons)	Material	Quantity	Year installed
3,000	Poly	1	2014
10,000	Steel	2	1970s

PRESSURE/BLADDER TANKS			
Capacity (gallons)	Material	Quantity	Year installed
85	Steel	4	2013
85	Steel	2	2015
85	Fiberglass	3	2015

* A standard fire hydrant has two 2.5 inch hose connection nozzles with 7.5 threads per inch, and one 4.5 inch pumper connection nozzle with 4 threads per inch.

Water Utility Plant Description (Continued)
--

For the following three items, list the utility owned assets in each category for each system.

TREATMENT EQUIPMENT:	Two chlorinators
-----------------------------	------------------

STRUCTURES:	250 feet of chain link fence for 15 x 15 foot area
--------------------	--

OTHER:	NA
---------------	----

Provide a calculation used to determine the value of one water equivalent residential connection (ERC).

Use one of the following methods:

- (a) If actual flow data are available from the preceding 12 months, divide the total annual single family residence (SFR) gallons sold by the average number of single family residence customers for the same period and divide the result by
- (b) If no historical flow data are available, use:
 $ERC = (\text{Total SFR gallons sold (Omit 000)} / 365 \text{ days} / 350 \text{ gallons per day})$

ERC	142
Method used:	(a)

Water Utility Plant Description	
Name of the System:	SONOITA VALLEY WATER COMPANY
ADEQ Public Water System Number:	AZ0412308
ADWR PCC Number:	91-000601.0000

MAINS		
Sizes (inches)	Material	Length (feet)
2.00	PVC	1,260
3.00	PVC	1,058
4.00	PVC	160

CUSTOMER METERS			
Size (inches)	Quantity	Percent over 1,00,000 gallons	Percent over 10 years old
5/8 X 3/4	17	41%	82%
1	1	0%	0%
Turbine 2	1	0%	0%

SERVICE LINES			
Material	Percent of system	Year installed	
PVC	80%	1960s	
Copper	20%	1960s	

BOOSTER PUMPS			
Horsepower	GPM	Quantity	
5	100	2	

FIRE HYDRANTS	
Type	Quantity
Standard *	0
Other	0

STORAGE TANKS			
Capacity (gallons)	Material	Quantity	Year installed
10,000	Steel	1	1960s

PRESSURE/BLADDER TANKS			
Capacity (gallons)	Material	Quantity	Year installed
85	fiberglass	4	2011

* A standard fire hydrant has two 2.5 inch hose connection nozzles with 7.5 threads per inch, and one 4.5 inch pumper connection nozzle with 4 threads per inch.

Water Utility Plant Description (Continued)

For the following three items, list the utility owned assets in each category for each system.

TREATMENT EQUIPMENT:	Chlorinator
-----------------------------	-------------

STRUCTURES:	50 x 50 foot chain link fence
--------------------	-------------------------------

OTHER:	NA
---------------	----

Provide a calculation used to determine the value of one water equivalent residential connection (ERC).

Use one of the following methods:

- (a) If actual flow data are available from the preceding 12 months, divide the total annual single family residence (SFR) gallons sold by the average number of single family residence customers for the same period and divide the result by 365 days.
- (b) If no historical flow data are available, use:
 $ERC = (\text{Total SFR gallons sold (Omit 000)} / 365 \text{ days} / 350 \text{ gallons per day})$

ERC	317
Method used:	(a)

Customer and Other Information	
Name of the System:	SONOITA VALLEY WATER CO
ADEQ Public Water System Number:	AZ0412005
ADWR PCC Number:	91-000591.0000

Month	Number of Customers				
	Single-Family	Multi-Family	Commercial	Turf/Irrigation	Other Non-Residential
January	54	0	0	0	0
February	54	0	0	0	0
March	53	0	0	0	0
April	54	0	0	0	0
May	54	0	0	0	0
June	55	0	0	0	0
July	55	0	0	0	0
August	55	0	0	0	0
September	54	0	0	0	0
October	54	0	0	0	0
November	56	0	0	0	0
December	56	0	0	0	0

If the system has fire hydrants, what is the fire flow requirements? GPM for hrs.

Does the system have chlorination treatment?

Does the Company have an ADWR Gallons Per Capita Per Day (GPCPD) requirement?
 If yes, provide the GPCPD amount:

Is the Water Utility located in an ADWR Active Management Area (AMA)?
 If yes, which AMA?

What is the present system connection capacity (in ERCs *) using existing lines?

What is the future system connection capacity (in ERCs *) upon service area buildout?

Describe any plans and estimated completion dates for any enlargements or improvements of this system.

* an ERC is based on the calculation on the bottom of AR9 page 12.

Customer and Other Information	
Name of the System:	SONOITA VALLEY WATER COMPANY
ADEQ Public Water System Number:	AZ0412308
ADWR PCC Number:	91-000601.0000

Month	Number of Customers				
	Single-Family	Multi-Family	Commercial	Turf/Irrigation	Other Non-Residential
January	1	0	12	0	1
February	1	0	12	0	1
March	1	0	12	0	1
April	1	0	12	0	1
May	1	0	12	0	1
June	1	0	12	0	1
July	1	0	13	0	1
August	1	0	13	0	1
September	1	0	13	0	1
October	1	0	13	0	1
November	1	0	13	0	1
December	1	0	13	0	1

If the system has fire hydrants, what is the fire flow requirements? GPM for hrs.

Does the system have chlorination treatment?

Does the Company have an ADWR Gallons Per Capita Per Day (GPCPD) requirement?
 If yes, provide the GPCPD amount:

Is the Water Utility located in an ADWR Active Management Area (AMA)?
 If yes, which AMA?

What is the present system connection capacity (in ERCs *) using existing lines?

What is the future system connection capacity (in ERCs *) upon service area buildout?

Describe any plans and estimated completion dates for any enlargements or improvements of this system.

* an ERC is based on the calculation on the bottom of AR9 page 12b.

Sonoita Valley Water Company
 Annual Report
 Utility Shutoffs / Disconnects
 12/31/19

Utility Shutoffs / Disconnects	
Name of the System:	SONOITA VALLEY WATER CO
ADEQ Public Water System Number:	AZ0412005
ADWR PCC Number:	91-000591.0000

Month	Termination without Notice R14-2-410.B	Termination with Notice R14-2-410.C	Other
January	0	0	0
February	0	0	0
March	0	0	0
April	0	1	0
May	0	0	0
June	0	1	0
July	0	0	0
August	0	1	0
September	0	0	0
October	0	0	0
November	0	0	0
December	0	4	0
Total	0	7	0

Other (description):

NA

Instructions: Fill out the Grey Cells with the relevent information. Input 0 or none if there is nothing recorded in that account or there is no applicable information to report.

Sonoita Valley Water Company
 Annual Report
 Utility Shutoffs / Disconnects
 12/31/19

Utility Shutoffs / Disconnects	
Name of the System:	SONOITA VALLEY WATER COMPANY
ADEQ Public Water System Number:	AZ0412308
ADWR PCC Number:	91-000601.0000

Month	Termination without Notice R14-2-410.B	Termination with Notice R14-2-410.C	Other
January	0	0	0
February	0	0	0
March	0	0	0
April	0	3	0
May	0	0	0
June	0	0	0
July	0	0	0
August	0	0	0
September	0	0	0
October	0	1	0
November	0	0	0
December	0	2	0
Total	0	6	0

Other (description):

NA

Instructions: Fill out the Grey Cells with the relevent information. Input 0 or none if there is nothing recorded in that account or there is no applicable information to report.

Property Taxes

Amount of actual property taxes paid during Calendar Year 2019 was

\$3,586

If no property taxes paid, explain why.

NA

Instructions: Fill out the Grey Cells with the relevant information. Input 0 or none if there is nothing recorded in that account or there is no applicable information to report.

Verification and Sworn Statement (Taxes)

Verification: State of Arizona I, the undersigned of the
(state name)

County of (county name): Pima
Name (owner or official) title: Paul Juhl, Manager
Company name: Sonoita Valley Water Company

DO SAY THAT THIS ANNUAL UTILITY PROPERTY TAX AND SALES TAX REPORT TO THE ARIZONA CORPORATION COMMISSION.

FOR THE YEAR ENDING: 12/31/19

HAS BEEN PREPARED UNDER MY DIRECTION, FROM THE ORIGINAL BOOKS, PAPERS AND RECORDS OF SAID UTILITY; THAT I HAVE CAREFULLY EXAMINED THE SAME, AND DECLARE THE SAME TO BE A COMPLETE AND CORRECT STATEMENT OF BUSINESS AND AFFAIRS OF SAID UTILITY FOR THE PERIOD COVERED BY THIS REPORT IN RESPECT TO EACH AND EVERY MATTER AND THING SET FORTH, TO THE BEST OF MY KNOWLEDGE, INFORMATION AND BELIEF.

Sworn Statement: I HEREBY ATTEST THAT ALL PROPERTY TAXES FOR SAID COMPANY ARE CURRENT AND PAID IN FULL.

I HEREBY ATTEST THAT ALL SALES TAXES FOR SAID COMPANY ARE CURRENT AND PAID IN FULL.

**RECEIVED
BY EMAIL**

5/01/2020, 04:28 PM
ARIZONA CORPORATION COMMISSION
UTILITIES DIVISION


signature of owner/official

(520) 623-5172
telephone no.

SUBSCRIBED AND SWORN TO BEFORE ME A NOTARY PUBLIC
IN AND FOR THE COUNTY

THIS

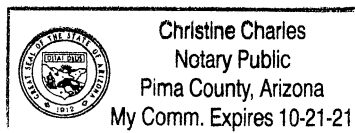
29

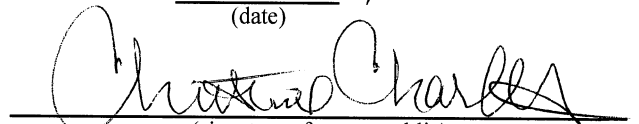
DAY OF

Pima County
(county name)
April, 2020
(month) and (year)

MY COMMISSION EXPIRES

10-21-2021
(date)




(signature of notary public)

Verification and Sworn Statement

Verification:

State of Arizona I, the undersigned of the
(state name)
County of (county name): Pima
Name (owner or official) title: Paul Juhl, Manager
Company name: Sonoita Valley Water Company

DO SAY THAT THIS ANNUAL UTILITY PROPERTY TAX AND SALES TAX REPORT TO THE ARIZONA CORPORATION COMMISSION.

FOR THE YEAR ENDING: 12/31/19

HAS BEEN PREPARED UNDER MY DIRECTION, FROM THE ORIGINAL BOOKS, PAPERS AND RECORDS OF SAID UTILITY; THAT I HAVE CAREFULLY EXAMINED THE SAME, AND DECLARE THE SAME TO BE A COMPLETE AND CORRECT STATEMENT OF BUSINESS AND AFFAIRS OF SAID UTILITY FOR THE PERIOD COVERED BY THIS REPORT IN RESPECT TO EACH AND EVERY MATTER AND THING SET FORTH, TO THE BEST OF MY KNOWLEDGE, INFORMATION AND BELIEF.

Sworn Statement: IN ACCORDANCE WITH THE REQUIREMENTS OF TITLE 40, ARTICLE 8, SECTION 40-401, ARIZONA REVISED STATUTES, IT IS HEREIN REPORTED THAT THE GROSS OPERATING REVENUE OF SAID UTILITY DERIVED FROM ARIZONA INTRASTATE UTILITY OPERATIONS DURING THE CALENDAR YEAR WAS:


Arizona Intrastate Gross Operating Revenues Only (\$)

\$65,231

(The amount in the box above includes
\$4,123 in sales taxes
billed or collected)

**RECEIVED
BY EMAIL**

5/01/2020, 04:28 PM
ARIZONA CORPORATION COMMISSION
UTILITIES DIVISION



signature of owner/official

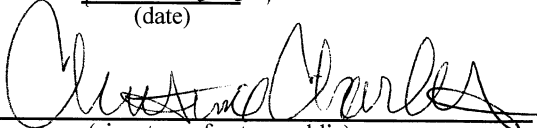
(520) 623-5172
telephone no.

SUBSCRIBED AND SWORN TO BEFORE ME A NOTARY PUBLIC
IN AND FOR THE COUNTY Pima County

THIS 29 DAY OF April 2020
(month) and (year)

MY COMMISSION EXPIRES 10-21-2021
(date)


Christine Charles
Notary Public
Pima County, Arizona
My Comm. Expires 10-21-21


(signature of notary public)

Verification and Sworn Statement (Residential Revenue)

Verification:

State of Arizona I, the undersigned of the
(state name)

County of (county name): Pima
Name (owner or official) title: Paul Juhl, Manager
Company name: Sonoita Valley Water Company

DO SAY THAT THIS ANNUAL UTILITY PROPERTY TAX AND SALES TAX REPORT TO THE ARIZONA CORPORATION COMMISSION.

FOR THE YEAR ENDING: 12/31/19

HAS BEEN PREPARED UNDER MY DIRECTION, FROM THE ORIGINAL BOOKS, PAPERS AND RECORDS OF SAID UTILITY; THAT I HAVE CAREFULLY EXAMINED THE SAME, AND DECLARE THE SAME TO BE A COMPLETE AND CORRECT STATEMENT OF BUSINESS AND AFFAIRS OF SAID UTILITY FOR THE PERIOD COVERED BY THIS REPORT IN RESPECT TO EACH AND EVERY MATTER AND THING SET FORTH, TO THE BEST OF MY KNOWLEDGE, INFORMATION AND BELIEF.

Sworn Statement: IN ACCORDANCE WITH THE REQUIREMENTS OF TITLE 40, ARTICLE 8, SECTION 40-401, ARIZONA REVISED STATUTES, IT IS HEREIN REPORTED THAT THE GROSS OPERATING REVENUE OF SAID UTILITY DERIVED FROM ARIZONA INTRASTATE UTILITY OPERATIONS RECEIVED FROM RESIDENTIAL CUSTOMERS DURING THE CALENDAR YEAR WAS:

Arizona Intrastate Gross Operating Revenues Only (\$)

\$51,506
(The amount in the box above includes
\$3,208 in sales taxes
billed or collected)

**RECEIVED
BY EMAIL**

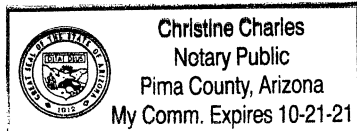
5/01/2020, 04:28 PM
ARIZONA CORPORATION COMMISSION
UTILITIES DIVISION

[Signature]
signature of owner/official
(520) 623-5172
telephone no.

SUBSCRIBED AND SWORN TO BEFORE ME A NOTARY PUBLIC
IN AND FOR THE COUNTY Pima County
(county name)

THIS 29 DAY OF April, 2020
(month) and (year)

MY COMMISSION EXPIRES 10-21-2021
(date)



[Signature]
(signature of notary public)