

**ANNUAL REPORT**

Of

Company Name: Stoneman Lake Water Co.

Mailing Address: 989 S. Main St. Ste A-266  
Cottonwood, AZ 86326

Docket No.: W-01967A  
For the Year Ended: 12/31/18

**RECEIVED  
BY EMAIL**

8/06/2020 9:41 AM  
ARIZONA CORPORATION COMMISSION  
UTILITIES DIVISION

**WATER UTILITY**

To

Arizona Corporation Commission

**Due on April 15th**

Email: rdelafuente@azcc.gov, mail or deliver the completed Annual Report to:  
Arizona Corporation Commission  
Compliance Section - Utilities Division  
1200 West Washington Street  
Phoenix, Arizona 85007

Application Type: Original Filing

Application Date: 1/22/2019

ARIZONA CORPORATION COMMISSION  
WATER UTILITY ANNUAL REPORT

0

A Class  Utility

1. For the Calendar Year Ended: 12/31/18

2. Address: 

P.O. Box 10061			
City: Sedona	State: AZ	Zip Code: 86339	

3. Telephone Number: 

928-282-4601
--------------

4. Date of Original Organization of Utility: 

1-1-2007
----------

5. Person to whom correspondence should be addressed concerning this report:

Name: 

Amy Bayless
-------------

  
Telephone No. : 

928-639-0121
--------------

  
Address: 

989 S. Main St. Ste A-266			
City:	State: AZ	Zip Code: 86326	

  
Email: 

Type aabayless@gmail.comtext here
-----------------------------------

6. On-Site Manager:

Name: 

Edward A. Elliott
-------------------

  
Telephone No. : 

928-282-4601
--------------

  
Address: 

P.O. Box 10061			
City: Sedona	State: AZ	Zip Code: 86339	

  
Email: 

--

7. Ownership: 

100%
------

8. Counties Served: 

Coconino
----------

Utility Plant in Service (Water)							
Account No.	Description	Beginning Year Original Cost	Current Year Additions	Current Year Retirements	Adjusted Original Cost	Accumulated Depreciation	OCLD (OC less AD)
301	Organization	5987.00			\$0	299.35	5687.65 \$0
302	Franchises				0		0
303	Land and Land Rights	31000.00			0	0.00	31000.00 0
304	Structures and Improvements	4775.00			0	238.75	4536.25 0
305	Collecting & Improving Reservoirs				0		0
306	Lake, River, Canal Intakes				0		0
307	Wells and Springs	9880.00			0	494.45	9394.55 0
308	Infiltration Galleries				0		0
309	Supply Mains				0		0
310	Power Generation Equipment				0		0
311	Pumping Equipment	2157.00			0	107.85	2049.15 0
320	Water Treatment Equipment				0		0
320.1	Water Treatment Plants				0		0
320.2	Solution Chemical Feeders				0		0
320.3	Point-of-Use Treatment Devices				0		0
330	Distribution Reservoirs and Standpipes	14269.00			0	713.45	13555.55 0
330.1	Storage Tanks				0		0
330.2	Pressure Tanks				0		0
331	Transmission and Distribution Mains	4191.00			0	209.55	3981.45 0
333	Services	1796.00			0	89.80	1706.20 0
334	Meters and Meter Installations				0		0
335	Hydrants				0		0
336	Backflow Prevention Devices				0		0
339	Other Plant and Misc. Equipment	2992.00			0	149.60	2842.40 0
340	Office Furniture and Equipment				0		0
340.1	Computer & Software				0		0
341	Transportation Equipment	23113.00			0	1155.65	21957.35 0
342	Stores Equipment				0		0
343	Tools, Shop and Garage Equipment	5987.00			0	299.35	5687.65 0
344	Laboratory Equipment				0		0
345	Power Operated Equipment				0		0
346	Communication Equipment				0		0
347	Miscellaneous Equipment				0		0
348	Other Tangible Plant				0		0
	<b>Totals</b>	\$106,147.00 \$0	\$0	\$0	\$0	3,757.80 \$0	\$102,389.20 \$0

**Instructions:** Fill out the Grey Cells with the relevant information. Input 0 or none if there is nothing recorded in that account or there is no applicable information to report.

Depreciation Expense for the Current Year (Water)									
Account No.	Description	Beginning Year Original Cost	Current Year Additions	Current Year Retirements	Adjusted Original Cost	Fully Depreciated/Non-depreciable Plant	Depreciation Percentages	Depreciation Expense	
301	Organization	5987.00	\$0	\$0	\$0		5%	299.35	\$0
302	Franchises	0	0	0	0			0	0
303	Land and Land Rights	31000.00	0	0	0		0	0	0
304	Structures and Improvements	4775.00	0	0	0		5%	238.75	0
305	Collecting & Improving Reservoirs	0	0	0	0			0	0
306	Lake, River, Canal Intakes	0	0	0	0			0	0
307	Wells and Springs	9880.00	0	0	0		5%	494.45	0
308	Infiltration Galleries	0	0	0	0			0	0
309	Supply Mains	0	0	0	0			0	0
310	Power Generation Equipment	0	0	0	0			0	0
311	Pumping Equipment	2157.00	0	0	0		5%	107.85	0
320	Water Treatment Equipment	0	0	0	0			0	0
320.1	Water Treatment Plants	0	0	0	0			0	0
320.2	Solution Chemical Feeders	0	0	0	0			0	0
320.3	Point-of-Use Treatment Devices	0	0	0	0			0	0
330	Distribution Reservoirs and Standpipes	14269.00	0	0	0		5%	713.45	0
330.1	Storage Tanks	0	0	0	0			0	0
330.2	Pressure Tanks	0	0	0	0			0	0
331	Transmission and Distribution Mains	4191.00	0	0	0		5%	209.55	0
333	Services	1796.00	0	0	0		5%	89.80	0
334	Meters and Meter Installations	0	0	0	0			0	0
335	Hydrants	0	0	0	0			0	0
336	Backflow Prevention Devices	0	0	0	0			0	0
339	Other Plant and Misc. Equipment	0	0	0	0			0	0
340	Office Furniture and Equipment	2992.00	0	0	0		5%	149.60	0
340.1	Computer & Software	0	0	0	0			0	0
341	Transportation Equipment	23113.00	0	0	0		5%	1155.65	0
342	Stores Equipment	0	0	0	0			0	0
343	Tools, Shop and Garage Equipment	5987.00	0	0	0		5%	299.35	0
344	Laboratory Equipment	0	0	0	0			0	0
345	Power Operated Equipment	0	0	0	0			0	0
346	Communication Equipment	0	0	0	0			0	0
347	Miscellaneous Equipment	0	0	0	0			0	0
348	Other Tangible Plant	0	0	0	0			0	0
	<b>Subtotal</b>	\$0	\$0	\$0	\$0	\$0		3,757.80	\$0

Contribution(s) in Aid of Construction (Gross)  
 Less: Non Amortizable Contribution(s)  
 Fully Amortized Contribution(s)  
 Amortizable Contribution(s)  
 Times: Proposed Amortization Rate  
**Amortization of CIAC**

**\$0**

**Less: Amortization of CIAC**

**DEPRECIATION EXPENSE**

**Instructions:** Fill out the Grey Cells with the relevant information. Input 0 or none if there is nothing recorded in that account or there is no applicable information to report.

0

Annual Report  
 Balance Sheet Assets  
 12/31/18

Balance Sheet Assets					
	Assets		Balance at Beginning of Year (2018)	Balance at End of Year (2018)	
Account No.	<b>Current and Accrued Assets</b>				
131	Cash		6978.00	9198.84	
134	Working Funds				
135	Temporary Cash Investments				
141	Customer Accounts Receivable				
146	Notes Receivable from Associated Companies				
151	Plant Material and Supplies				
162	Prepayments				
174	Miscellaneous Current and Accrued Assets				
	<b>Total Current and Accrued Assets</b>		6978.00	\$0	9198.84 \$0
Account No.	<b>Fixed Assets</b>				
101	Utility Plant in Service*		162837.00	\$0	102389.20 \$0
103	Property Held for Future Use				
105	Construction Work in Progress				
108	Accumulated Depreciation (enter as negative)*		-94713.00	-3757.80	0
121	Non-Utility Property		-10200.00	-10200.00	
122	Accumulated Depreciation - Non Utility				
	<b>Total Fixed Assets</b>		57924.00	\$0	88431.40 \$0
	<b>Total Assets</b>		64902.00	\$0	97630.24 \$0

**Instructions:** Fill out the Grey Cells with the relevant information. Input 0 or none if there is nothing recorded in that account or there is no applicable information to report.

\*Note these items feed automatically from AR3 UPIS Page 3

0

Annual Report

Balance Sheet Liabilities and Owners Equity

Balance Sheet Liabilities and Owners Equity				
	Liabilities		Balance at Beginning of Year (2018)	Balance at End of Year (2018)
Account No.	<b>Current Liabilities</b>			
231	Accounts Payable		255466.00	Type text here
232	Notes Payable (Current Portion)			
234	Notes Payable to Associated Companies			
235	Customer Deposits			
236	Accrued Taxes			
237	Accrued Interest			
242	Miscellaneous Current and Accrued Liabilities			276180.65
	<b>Total Current Liabilities</b>		255466.00	\$0 276180.65 \$0
	<b>Long Term Debt</b>			
224	Long Term Debt (Notes and Bonds)			
	<b>Deferred Credits</b>			
251	Unamortized Premium on Debt			
252	Advances in Aid of Construction			
255	Accumulated Deferred Investment Tax Credits			
271	Contributions in Aid of Construction			
272	Less: Amortization of Contributions			
281	Accumulated Deferred Income Tax			
	<b>Total Deferred Credits</b>			\$0 \$0
	<b>Total Liabilities</b>		255466.00	\$0 276180.65 \$0
	<b>Capital Accounts</b>			
201	Common Stock Issued			
211	Other Paid-In Capital		400.00	400.00
215	Retained Earnings			
218	Proprietary Capital (Sole Props and Partnerships)		-190964.00	-178150.41
	<b>Total Capital</b>		64902.00	\$0 97630.24 \$0
	<b>Total Liabilities and Capital</b>		64902.00	\$0 97630.24 \$0

**Instructions:** Fill out the Grey Cells with the relevant information. Input 0 or none if there is nothing recorded in that account or there is no applicable information to report.

**Note: Total liabilities and Capital must match total assets for the beginning and end of the year!**

Water Comparative Income Statement			
Account No.	Calendar Year	Current Year 01/01/2018 - 12/31/2018	Last Year 01/01/2017 - 12/31/2017
	<b>Operating Revenue</b>		
461	Metered Water Revenue		
460	Unmetered Water Revenue	10298.84	9621.08
462	Fire Protection Revenue		
469	Guaranteed Revenues (Surcharges)		
471	Miscellaneous Service Revenues		
474	Other Water Revenue		
	<b>Total Revenues</b>	10298.84 <b>\$0</b>	9621.08 <b>\$0</b>
	<b>Operating Expenses</b>		
601	Salaries and Wages		
604	Employee Pensions and Benefits		
610	Purchased Water	unknown	1003.00
615	Purchased Power	2360.00	2693.33
618	Chemicals		
620	Materials and Supplies	4300.00	4000.00
620.1	Repairs and Maintenance	3425.00	4302.01
620.2	Office Supplies and Expense	200.00	200.00
630	Contractual Services		
631	Contractual Services -Engineering		
632	Contractual Services - Accounting	600.00	700.00
633	Contractual Services - Legal		
634	Contractual Services - Management Fees		
635	Contractual Services - Water Testing	970.00	900.00
636	Contractual Services - Other		
640	Rents		
641	Rental of Building/Real Property		
642	Rental of Equipment	1284.51	
650	Transportation Expenses	4107.52	9484.27
657	Insurance - General Liability	2650.00	2455.00
657.1	Insurance - Health and Life		
665	Regulatory Commission Expense - Rate		
670	Bad Debt Expense		
675	Miscellaneous Expense		2733.00
403	Depreciation Expense (From Schedule AR4)	3757.80	4165.00
408	Taxes Other Than Income	460.00	294.00
408.11	Property Taxes	288.00	
409	Income Taxes		
427.1	Customer Security Deposit Interest		
	<b>Total Operating Expenses</b>	24402.83 <b>\$0</b>	32930.21 <b>\$0</b>
	<b>Operating Income / (Loss)</b>	-14103.99 <b>\$0</b>	-23309.13 <b>\$0</b>
	<b>Other Income / (Expense)</b>		
419	Interest and Dividend Income		
421	Non-Utility Income		
426	Miscellaneous Non-Utility (Expense)		
427	Interest (Expense)		
	<b>Total Other Income / (Expense)</b>		<b>\$0</b>
	<b>Net Income / (Loss)</b>	-14103.99 <b>\$0</b>	-23309.13 <b>\$0</b>

**Instructions:** Fill out the Grey Cells with the relevant information. Input 0 or none if there is nothing recorded in that account or there is no applicable information to report.

**Full time equivalent employees**

	Direct Company	Outside service	Total
President			0.0
Vice-president			0.0
Manager			0.0
Engineering Staff			0.0
System Operator(s)			0.0
Meter reader			0.0
Customer Service			0.0
Accounting			0.0
Business Office			0.0
Rates Department			0.0
Administrative Staff			0.0
Other			0.0
<b>Total</b>	0.0	0.0	0.0

**Instructions:** Fill out the Grey Cells with the relevant information. Input 0 or none if there is nothing recorded in that account or there is no applicable information to report. A full-time employee is based on 2080 total hours per year. Please calculate partial employees using 2080 hours.



Annual Report  
 Supplemental Financial Data (Long-Term Debt)  
 12/31/18

Supplemental Financial Data (Long-Term Debt)				
Arzoa	Loan #1	Loan #2	Loan #3	Loan #4
Date Issued				
Source of Loan				
ACC Decision No.				
Reason for Loan				
Dollar Amt. Issued				
Amount Outstanding				
Date of Maturity				
Interest Rate				
Current Year Interest				
Current Year Principal				

Meter Deposit Balance at Test Year End:	
-----------------------------------------	--

Meter Deposits Refunded During the Test Year:	
-----------------------------------------------	--

**List all bonds, notes, loans, and other types of indebtedness in which the proceeds were used in the provision of public utility service. Indebtedness incurred for personal uses by the owner of the utility should not be listed. Input 0 or none if there is nothing to report for that cell.**

**Well and Water Usage**

Name of the System:									
ADEQ Public Water System Number:									
ADWR PCC Number:									
Well registry 55# (55-XXXXXX):	Pump Horsepower	Pump Yield (gpm)	Casing Depth (feet)	Casing Diameter (inches)	Pump Motor Type **	Year Drilled	Meter Size (inches)	How measured:	Active
55-609467	5	30	8feet	8 inch			n/a		yes

Name of system water delivered to: \_\_\_\_\_

ADWR PCC Number: \_\_\_\_\_

Source of water delivered to another system \_\_\_\_\_

Name of system water received from: \_\_\_\_\_

ADWR PCC Number: \_\_\_\_\_

Source of water received \_\_\_\_\_

Well registry 55# (55-XXXXXX): \_\_\_\_\_

Month	Water withdrawn (acre ft) <sup>1</sup>	Water sold (acre ft) <sup>2</sup>	Water delivered (sold) to other systems (acre ft) <sup>3</sup>	Water received (purchased) from other systems (acre ft) <sup>4</sup>	Estimated authorized use (acre ft) <sup>5</sup>	Purchased Power Expense <sup>6</sup>	Purchased Power (kWh) <sup>7</sup>
January							
February							
March							
April							
May							
June							
July							
August							
September							
October							
November							
December							
<b>Totals</b>	<b>0</b>	<b>0</b>	<b>0</b>	<b>0</b>	<b>0</b>	<b>\$0</b>	<b>0</b>

**If applicable, in the space below please provide a description for all un-metered water use along with amounts**

No way to know this as owner during 2018 passed away and there are no active meters or records of any meters.

**Instructions:** Fill out the Grey Cells with the relevant information. Input 0 or none if there is nothing recorded in that account or there is no applicable information to report

1 Water withdrawn - Total acre feet of water withdrawn from pumped sources.  
 2 Water sold - Total acre feet from customer meters, and other sales such as construction water.  
 3 Water delivered (sold) to other systems - Total acre feet of water delivered to other systems.  
 4 Water received (purchased) from other systems - Total acre feet of water purchased/received from other systems.  
 5 Estimated authorized use - Total estimated acre feet from authorized metered or unmetered use. Authorized uses such as flushing (mains, services and hydrants) draining/cleaning tanks process, construction, fire fighting, etc. Non-authorized use (real losses) are service line breaks and leaks, water main breaks, meter inaccuracies and theft.  
 6 Enter the total purchased power costs for the power meters associated with this system.  
 7 Enter the total purchased kWh used by the power meters associated with this system.

**Water Utility Plant Description**

Name of the System:	0
ADEQ Public Water System Number:	
ADWR PCC Number:	

MAINS		
Sizes (inches)	Material	Length (feet)
2	PVC	unknown
3	Galvanized	unknown

CUSTOMER METERS	
Size (inches)	Quantity

SERVICE LINES	
Material	Percent of system
unknown	

BOOSTER PUMPS		
Horsepower	GPM	Quantity
5	2	1

FIRE HYDRANTS	
Type	Quantity
Standard *	
Other	

STORAGE TANKS		
Capacity (gallons)	Material	Quantity
3000	metal	1
10000	poly	1
17500	metal	1
8600	metal	1

PRESSURE/BLADDER TANKS		
Capacity (gallons)	Material	Quantity

**Instructions:** Fill out the Grey Cells with the relevant information. Input 0 or none if there is nothing recorded in that account or there is no applicable information to report. Copy and paste this sheet as many times as is necessary

\* A standard fire hydrant has two 2.5 inch hose connection nozzles with 7.5 threads per inch, and one 4.5 inch pumper connection nozzle with 4 threads per inch.

**Water Utility Plant Description (Continued)**

For the following three items, list the utility owned assets in each category for each system.

<b>TREATMENT EQUIPMENT:</b>	
<b>STRUCTURES:</b>	2 Spring Houses, 1 Well Hose, 1 pump house, 4 water tanks
<b>OTHER:</b>	

**Instructions:** Fill out the Grey Cells with the relevant information. Input 0 or none if there is nothing recorded in that account or there is no applicable information to report. Copy and paste this sheet as many times as is necessary

Customer and Other Information	
Name of the System:	0
ADEQ Public Water System Number:	
ADWR PCC Number:	

Month	Number of Customers				
	Single-Family	Multi-Family	Commercial	Turf/Irrigation	Other Non-Residential
January	78				
February	78				
March	78				
April	78				
May	78				
June	78				
July	78				
August	78				
September	78				
October	78				
November	78				
December	78				

If the system has fire hydrants, what is the fire flow requirements?  GPM for  hrs.

Does the system have chlorination treatment?

Does the Company have an ADWR Gallons Per Capita Per Day (GPCPD) requirement?

If yes, provide the GPCPD amount:

Is the Water Utility located in an ADWR Active Management Area (AMA)?

If yes, which AMA?

**Instructions:** Fill out the Grey Cells with the relevant information. Input 0 or none if there is nothing recorded in that account or there is no applicable information to report. Copy and paste this sheet as many times as is necessary

0

Annual Report  
Property Taxes  
12/31/18

**Property Taxes**

Amount of actual property taxes paid during Calendar Year 2018 was

305.88

If no property taxes paid, explain why.

**Instructions:** Fill out the Grey Cells with the relevant information. Input 0 or none if there is nothing recorded in that account or there is no applicable information to report.

RECEIVED  
BY EMAIL

8/06/2020 1:09 PM

ARIZONA CORPORATION COMMISSION  
UTILITIES DIVISION

0  
Annual Report  
Verification and Sworn Statement (Taxes)  
12/31/18

Verification and Sworn Statement (Taxes)

Verification: State of Arizona I, the undersigned of the  
(state name)

County of (county name): Yavapai  
Name (owner or official) title: Amy Bayless, President as of May 6, 2020  
Company name: Stoneman Lake Water Co

DO SAY THAT THIS ANNUAL UTILITY PROPERTY TAX AND SALES TAX REPORT TO THE ARIZONA CORPORATION COMMISSION.

FOR THE YEAR ENDING: 12/31/18

HAS BEEN PREPARED UNDER MY DIRECTION, FROM THE ORIGINAL BOOKS, PAPERS AND RECORDS OF SAID UTILITY; THAT I HAVE CAREFULLY EXAMINED THE SAME, AND DECLARE THE SAME TO BE A COMPLETE AND CORRECT STATEMENT OF BUSINESS AND AFFAIRS OF SAID UTILITY FOR THE PERIOD COVERED BY THIS REPORT IN RESPECT TO EACH AND EVERY MATTER AND THING SET FORTH, TO THE BEST OF MY KNOWLEDGE, INFORMATION AND BELIEF.

These records are incomplete and files are missing. Presideint and owner in 2018 Edward A. Elliott died on April 10, 2020, without filing the 2018 and 2019 Annual Reports. There is no way for me to accuralty recreate the books and records of this comany, as no bookkeeper has been found and no bookkeeping records have been found. These records are recreated from limited bank statements and little else. This report was filed with incomplete information and to my limited knowledge. The accountant employed during 2018 has not provided any information nor responded to reuqest for information.

Sworn Statement: I HEREBY ATTEST THAT ALL PROPERTY TAXES FOR SAID COMPANY ARE CURRENT AND PAID IN FULL.

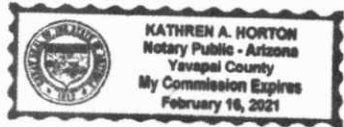
I HEREBY ATTEST THAT ALL SALES TAXES FOR SAID COMPANY ARE CURRENT AND PAID IN FULL.

Amy Bayless  
signature of owner/official  
928-639-0121  
telephone no.

SUBSCRIBED AND SWORN TO BEFORE ME A NOTARY PUBLIC  
IN AND FOR THE COUNTY Yavapai  
(county name)

THIS 6<sup>th</sup> DAY OF August, 2020  
(month) and (year)

MY COMMISSION EXPIRES 2-16-2021  
(date)



Kathryn A. Horton  
(signature of notary public)



Verification and Sworn Statement

Verification:

State of Arizona I, the undersigned of the  
(state name)  
County of (county name): Yavapai  
Name (owner or official) title: Amy Bayless, President as of May 6, 2020  
Company name: Stoneman Lake Water Co

DO SAY THAT THIS ANNUAL UTILITY PROPERTY TAX AND SALES TAX REPORT TO THE ARIZONA CORPORATION COMMISSION.

FOR THE YEAR ENDING: 12/31/18

HAS BEEN PREPARED UNDER MY DIRECTION, FROM THE ORIGINAL BOOKS, PAPERS AND RECORDS OF SAID UTILITY; THAT I HAVE CAREFULLY EXAMINED THE SAME, AND DECLARE THE SAME TO BE A COMPLETE AND CORRECT STATEMENT OF BUSINESS AND AFFAIRS OF SAID UTILITY FOR THE PERIOD COVERED BY THIS REPORT IN RESPECT TO EACH AND EVERY MATTER AND THING SET FORTH, TO THE BEST OF MY KNOWLEDGE, INFORMATION AND BELIEF.

These records are incomplete and files are missing. President and owner in 2018 Edward A. Elliott died on April 10, 2020, without filing the 2018 and 2019 Annual Reports. There is no way for me to accurately recreate the books and records of this company, as no bookkeeper has been found and no bookkeeping records have been found. These records are recreated from limited bank statements and little else. This report was filed with incomplete information and to my limited knowledge. The accountant employed in 2018 has not provided any information nor responded to request for information.

Sworn Statement: IN ACCORDANCE WITH THE REQUIREMENTS OF TITLE 40, ARTICLE 8, SECTION 40-401, ARIZONA REVISED STATUTES, IT IS HEREIN REPORTED THAT THE GROSS OPERATING REVENUE OF SAID UTILITY DERIVED FROM ARIZONA INTRASTATE UTILITY OPERATIONS DURING THE CALENDAR YEAR WAS:

Arizona Intrastate Gross Operating Revenues Only (\$)

10029.84

(The amount in the box above includes  
unknown in sales taxes  
billed or collected)

RECEIVED  
BY EMAIL

8/06/2020 1:09 PM

ARIZONA CORPORATION COMMISSION  
UTILITIES DIVISION

*Amy Bayless*  
signature of owner/official

928-639-0121

0  
telephone no.

SUBSCRIBED AND SWORN TO BEFORE ME A NOTARY PUBLIC  
IN AND FOR THE COUNTY Yavapai

THIS


6th

DAY OF

August, 2020  
(month) and (year)

MY COMMISSION EXPIRES

2-16-2021  
(date)



*Kathryn A. Horton*  
signature of notary public

**Verification and Sworn Statement (Residential Revenue)**

**Verification:**

State of Arizona 0 I, the undersigned of the  
(state name)

County of (county name): 0 Yavapai  
Name (owner or official) title: 0 Amy Bayless, President as of May 6, 2020  
Company name: 0 Stoneman Lake Water Co

DO SAY THAT THIS ANNUAL UTILITY PROPERTY TAX AND SALES TAX REPORT TO THE ARIZONA CORPORATION COMMISSION.

FOR THE YEAR ENDING: 12/31/18

HAS BEEN PREPARED UNDER MY DIRECTION, FROM THE ORIGINAL BOOKS, PAPERS AND RECORDS OF SAID UTILITY; THAT I HAVE CAREFULLY EXAMINED THE SAME, AND DECLARE THE SAME TO BE A COMPLETE AND CORRECT STATEMENT OF BUSINESS AND AFFAIRS OF SAID UTILITY FOR THE PERIOD COVERED BY THIS REPORT IN RESPECT TO EACH AND EVERY MATTER AND THING SET FORTH, TO THE BEST OF MY KNOWLEDGE, INFORMATION AND BELIEF.

**Sworn Statement:** IN ACCORDANCE WITH THE REQUIREMENTS OF TITLE 40, ARTICLE 8, SECTION 40-401, ARIZONA REVISED STATUTES, IT IS HEREIN REPORTED THAT THE GROSS OPERATING REVENUE OF SAID UTILITY DERIVED FROM ARIZONA INTRASTATE UTILITY OPERATIONS RECEIVED FROM RESIDENTIAL CUSTOMERS DURING THE CALENDAR YEAR WAS:

These records are incomplete and files are missing. President and owner in 2018 Edward A. Elliott died on April 10, 2020, without filing the 2018 and 2019 Annual Reports. There is no way for me to accurately recreate the books and records of this company, as no bookkeeper has been found and no bookkeeping records have been found. These records are recreated from limited bank statements and little else. This report was filed with incomplete information and to my limited knowledge. The accountant employed during 2018 has not provided any information nor responded to request for information.

Arizona Intrastate Gross Operating Revenues Only (\$)

10029.84

(The amount in the box above includes  
 in sales taxes  
billed or collected)

**RECEIVED  
BY EMAIL**

8/06/2020 1:09 PM

ARIZONA CORPORATION COMMISSION  
UTILITIES DIVISION



signature of owner/official

928-639-0121

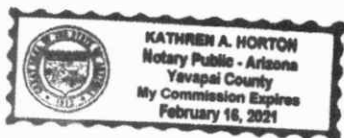
0


telephone no.

SUBSCRIBED AND SWORN TO BEFORE ME A NOTARY PUBLIC  
IN AND FOR THE COUNTY Yavapai  
(county name)

THIS 6<sup>th</sup> DAY OF August, 2020  
(month) and (year)

MY COMMISSION EXPIRES 2-16-2021  
(date)



  
(signature of notary public)