

ANNUAL REPORT

Of

Company Name:

Mailing Address: 989 S. Main St. Ste A-266, Cottonwood, AZ 86326

**RECEIVED
BY EMAIL**

Docket No.: W-01967A

8/06/2020 9:41 AM

For the Year Ended:

ARIZONA CORPORATION COMMISSION
UTILITIES DIVISION

WATER UTILITY

To

Arizona Corporation Commission

Due on April 15th

Email: rdelafuente@azcc.gov, mail or deliver the completed Annual Report to:

Arizona Corporation Commission
Compliance Section - Utilities Division
1200 West Washington Street
Phoenix, Arizona 85007

Application Type:

Application Date:

ARIZONA CORPORATION COMMISSION
WATER UTILITY ANNUAL REPORT
0

A Class Utility

For the Calendar Year Ended: 12/31/19

Primary Address:
City: State: Zip Code:

Telephone Number:

Date of Original Organization of Utility:

Person to whom correspondence should be addressed concerning this report:

Name:
Telephone No. :
Address:
City: State: Zip Code:
Email:

Name:
Telephone No. :
Address:
City: State: Zip Code:
Email:

Name:
Telephone No. :
Address:
City: State: Zip Code:
Email:

Name:
Telephone No. :
Address:
City: State: Zip Code:
Email:

Name:
Telephone No. :
Address:
City: State: Zip Code:
Email:

Ownership:

Counties Served:

Important changes during the year

	For those companies not subject to the affiliated interest rules, has there been a change in ownership or direct control during the year?
	If yes, please provide specific details in the box below.
	No

	Has the company been notified by any other regulatory authorities during the year, that they are out of compliance?
	If yes, please provide specific details in the box below.
	Unknown

Utility Plant in Service (Water)									
Account No.	Description	Beginning Year Original Cost	Current Year Additions	Current Year Retirements	Adjusted Original Cost	Accumulated Depreciation	OCLD (OC less AD)		
301	Organization	5687.65			\$0	284.38	5403.27	\$0	
302	Franchises	0			0		0	0	
303	Land and Land Rights	31000.00			0	0	31000.00	0	
304	Structures and Improvements	4536.25			0	226.81	4209.44	0	
305	Collecting & Improving Reservoirs	0			0		0	0	
306	Lake, River, Canal Intakes	0			0		0	0	
307	Wells and Springs	9394.55			0	469.73	8924.82	0	
308	Infiltration Galleries	0			0		0	0	
309	Supply Mains	0			0		0	0	
310	Power Generation Equipment	0			0		0	0	
311	Pumping Equipment	2049.15			0	102.46	2151.61	0	
320	Water Treatment Equipment	0			0			0	
320.1	Water Treatment Plants	0			0			0	
320.2	Solution Chemical Feeders	0			0			0	
320.3	Point-of-Use Treatment Devices	0			0			0	
330	Distribution Reservoirs and Standpipes	13555.55			0	677.78	12877.77	0	
330.1	Storage Tanks	0			0			0	
330.2	Pressure Tanks	0			0			0	
331	Transmission and Distribution Mains	3981.45			0	199.07	4180.52	0	
333	Services	1706.20			0	85.31	1791.51	0	
334	Meters and Meter Installations	0			0			0	
335	Hydrants	0			0			0	
336	Backflow Prevention Devices	0			0			0	
339	Other Plant and Misc. Equipment	2842.40			0	142.12	2984.52	0	
340	Office Furniture and Equipment	0			0			0	
340.1	Computer & Software	0			0			0	
341	Transportation Equipment	21957.35			0	1097.87	23055.22	0	
342	Stores Equipment	0			0			0	
343	Tools, Shop and Garage Equipment	5687.65			0	284.38	5403.27	0	
344	Laboratory Equipment	0			0			0	
345	Power Operated Equipment	0			0			0	
346	Communication Equipment	0			0			0	
347	Miscellaneous Equipment	0			0			0	
348	Other Tangible Plant	0			0			0	
	Totals	102,389.20	\$0	\$0	\$0	3569.91	\$0	98,819.29	\$0

0
 Annual Report
 Depreciation Expense for the Current Year (Water)
 12/31/19

Depreciation Expense for the Current Year (Water)										
Account No.	Description	Beginning Year Original Cost	Current Year Additions	Current Year Retirements	Adjusted Original Cost	Fully Depreciated/Non-depreciable Plant	Depreciable Plant	Depreciation Percentages	Depreciation Expense	
301	Organization	5687.65	\$0	\$0	\$0		\$0	5%	284.38	\$0
302	Franchises	0	0	0	0		0		0	0
303	Land and Land Rights	31000.00	0	0	0		0	0%	0	0
304	Structures and Improvements	4536.25	0	0	0		0	5%	226.81	0
305	Collecting & Improving Reservoirs	0	0	0	0		0		0	0
306	Lake, River, Canal Intakes	0	0	0	0		0		0	0
307	Wells and Springs	9394.55	0	0	0		0	5%	469.73	0
308	Infiltration Galleries	0	0	0	0		0		0	0
309	Supply Mains	0	0	0	0		0		0	0
310	Power Generation Equipment	0	0	0	0		0		0	0
311	Pumping Equipment	2049.15	0	0	0		0	5%	102.46	0
320	Water Treatment Equipment	0	0	0	0		0		0	0
320.1	Water Treatment Plants	0	0	0	0		0		0	0
320.2	Solution Chemical Feeders	0	0	0	0		0		0	0
320.3	Point-of-Use Treatment Devices	0	0	0	0		0		0	0
330	Distribution Reservoirs and Standpipes	13555.55	0	0	0		0	5%	677.78	0
330.1	Storage Tanks	0	0	0	0		0		0	0
330.2	Pressure Tanks	0	0	0	0		0		0	0
331	Transmission and Distribution Mains	3981.45	0	0	0		0	5%	199.07	0
333	Services	1706.20	0	0	0		0	5%	85.31	0
334	Meters and Meter Installations	0	0	0	0		0		0	0
335	Hydrants	0	0	0	0		0		0	0
336	Backflow Prevention Devices	0	0	0	0		0		0	0
339	Other Plant and Misc. Equipment	2842.40	0	0	0		0	5%	142.12	0
340	Office Furniture and Equipment	0	0	0	0		0		0	0
340.1	Computer & Software	0	0	0	0		0		0	0
341	Transportation Equipment	21957.35	0	0	0		0	5%	1097.87	0
342	Stores Equipment	0	0	0	0		0		0	0
343	Tools, Shop and Garage Equipment	5687.65	0	0	0		0	5%	284.38	0
344	Laboratory Equipment	0	0	0	0		0		0	0
345	Power Operated Equipment	0	0	0	0		0		0	0
346	Communication Equipment	0	0	0	0		0		0	0
347	Miscellaneous Equipment	0	0	0	0		0		0	0
348	Other Tangible Plant	0	0	0	0		0		0	0
	Subtotal	102,389.20	\$0	\$0	\$0		\$0		3569.91	\$0

Contribution(s) in Aid of Construction (Gross)
 Less: Non Amortizable Contribution(s)
 Fully Amortized Contribution(s)
 Amortizable Contribution(s) _____ **\$0**
 Times: Proposed Amortization Rate
Amortization of CIAC

Less: Amortization of CIAC
DEPRECIATION EXPENSE

0
 Annual Report
 Balance Sheet Assets
 12/31/19

Balance Sheet Assets				
Account No.	Assets		Balance at Beginning of Year (2019)	Balance at End of Year (2019)
Current and Accrued Assets				
131	Cash		9198.84	14513.66
134	Working Funds			
135	Temporary Cash Investments			
141	Customer Accounts Receivable			1118.64
146	Notes Receivable from Associated Companies			
151	Plant Material and Supplies			
162	Prepayments			
174	Miscellaneous Current and Accrued Assets			
	Total Current and Accrued Assets		9198.84	15271.42
			\$0	\$0
Fixed Assets				
101	Utility Plant in Service*		102389.20	98819.29
103	Property Held for Future Use			\$0
105	Construction Work in Progress			
108	Accumulated Depreciation (enter as negative)*		-3757.80	-3569.91
121	Non-Utility Property		-10,200.00	0
122	Accumulated Depreciation - Non Utility			-10200.00
	Total Fixed Assets		88431.40	85049.38
			\$0	\$0
	Total Assets		97630.24	100,320.80
			\$0	\$0

*Note these items feed automatically from AR3 UPIS Page 4

0
Annual Report
Balance Sheet Liabilities and Owners Equity

Balance Sheet Liabilities and Owners Equity				
	Liabilities		Balance at Beginning of Year (2019)	Balance at End of Year (2019)
Account No.	Current Liabilities			
231	Accounts Payable			
232	Notes Payable (Current Portion)			
234	Notes Payable to Associated Companies			
235	Customer Deposits			
236	Accrued Taxes			
237	Accrued Interest			
242	Miscellaneous Current and Accrued Liabilities		276,180.65	294,453.00
	Total Current Liabilities		\$0	\$0
	Long Term Debt			
224	Long Term Debt (Notes and Bonds)			
	Deferred Credits			
251	Unamortized Premium on Debt			
252	Advances in Aid of Construction			
255	Accumulated Deferred Investment Tax Credits			
271	Contributions in Aid of Construction			
272	Less: Amortization of Contributions			
281	Accumulated Deferred Income Tax			
	Total Deferred Credits		\$0	\$0
	Total Liabilities		276,180.65 \$0	294,453.00 \$0
	Capital Accounts			
201	Common Stock Issued		400	400
211	Other Paid-In Capital			
215	Retained Earnings			
218	Proprietary Capital (Sole Props and Partnerships)		-178,150.41	-194132.20
	Total Capital		97630.24 \$0	100,320.80 \$0
	Total Liabilities and Capital		97630.24 \$0	100,320.80 \$0

Note: Total liabilities and Capital must match total assets for the beginning and end of the year!

Water Comparative Income Statement				
Account No.	Calendar Year	Current Year		Last Year
		01/01/2019 - 12/31/2019		01/01/2018 - 12/31/2018
	Operating Revenue			
461	Metered Water Revenue			
460	Unmetered Water Revenue	10537.68		9621.08
462	Fire Protection Revenue			
469	Guaranteed Revenues (Surcharges)			
471	Miscellaneous Service Revenues			
474	Other Water Revenue			
	Total Revenues	10537.68	\$0	9621.08 \$0
	Operating Expenses			
601	Salaries and Wages	7400.00		
604	Employee Pensions and Benefits			
610	Purchased Water	unkown		unknown
615	Purchased Power	804.46		2360.00
618	Chemicals			
620	Materials and Supplies			4300.00
620.1	Repairs and Maintenance	5830.81		2360.00
620.2	Office Supplies and Expense	422.22		200.00
630	Contractual Services			
631	Contractual Services - Engineering			
632	Contractual Services - Accounting	600.00		600.00
633	Contractual Services - Legal			
634	Contractual Services - Management Fees			
635	Contractual Services - Water Testing	950.00		970.00
636	Contractual Services - Other			
640	Rents			
641	Rental of Building/Real Property			
642	Rental of Equipment	196.58		1284.51
650	Transportation Expenses	930.81		4107.52
657	Insurance - General Liability			2650.00
657.1	Insurance - Health and Life			
665	Regulatory Commission Expense - Rate			
670	Bad Debt Expense			
675	Miscellaneous Expense			
403	Depreciation Expense (From Schedule AR4)	3569.91		3757.80
408	Taxes Other Than Income			460.00
408.11	Property Taxes	288.08		288.00
409	Income Taxes			
427.1	Customer Security Deposit Interest			
	Total Operating Expenses	20992.87	\$0	24402.83 \$0
	Operating Income / (Loss)	-10455.19	\$0	-14103.99 \$0
	Other Income / (Expense)			
419	Interest and Dividend Income			
421	Non-Utility Income			
426	Miscellaneous Non-Utility (Expense)			
427	Interest (Expense)			
	Total Other Income / (Expense)		\$0	\$0
	Net Income / (Loss)	-10455.19	\$0	-14103.99 \$0

0
Annual Report
Full time equivalent employees
12/31/19

Full time equivalent employees

	Direct Company	Allocated	Outside service	Total
President				0.0
Vice-president				0.0
Manager				0.0
Engineering Staff				0.0
System Operator(s)				0.0
Meter reader				0.0
Customer Service				0.0
Accounting				0.0
Business Office				0.0
Rates Department				0.0
Administrative Staff				0.0
Other				0.0
Total	0.0	0.0	0.0	0.0

Annual Report
 Supplemental Financial Data (Long-Term Debt)
 12/31/19

Supplemental Financial Data (Long-Term Debt)				
	Loan #1	Loan #2	Loan #3	Loan #4
Date Issued				
Source of Loan				
ACC Decision No.				
Reason for Loan				
Dollar Amt. Issued				
Amount Outstanding				
Date of Maturity				
Interest Rate				
Current Year Interest				
Current Year Principal				

Meter Deposit Balance at Test Year End:	
---	--

Meter Deposits Refunded During the Test Year:	
---	--

List all bonds, notes, loans, and other types of indebtedness in which the proceeds were used in the provision of public utility service. Indebtedness incurred for personal uses by the owner of the utility should not be listed. Input 0 or none if there is nothing to report for that cell.

Well and Water Usage											
Name of the System:											
ADEQ Public Water System Number:											
ADWR PCC Number:											
Well registry 55# (55-XXXXXX):	Pump Horsepower	Pump Yield (gpm)	Casing Depth (feet)	Casing Diameter (inches)	Pump Motor Type **	Year Drilled	Water level 2010	Water level 2019	Meter Size (inches)	How measured:	Active
55-609467	5	30	8ft	8in							yes

Name of system water delivered to:

ADWR PCC Number:

Source of water delivered to another system:

Name of system water received from:

ADWR PCC Number:

Source of water received:

Well registry 55# (55-XXXXXX):

Month	Water withdrawn (gallons) ¹	Water sold (gallons) ²	Water delivered (sold) to other systems (gallons) ³	Water received (purchased) from other systems (gallons) ⁴	Estimated authorized use (gallons) ⁵	Purchased Power Expense ⁶	Purchased Power (kWh) ⁷
January							
February							
March							
April							
May							
June							
July							
August							
September							
October							
November							
December							
Totals	0.00	0.00	0.00	0.00	0.00	\$0	0

If applicable, in the space below please provide a description for all un-metered water use along with amounts:

¹ Water withdrawn - Total gallons of water withdrawn from pumped sources.
² Water sold - Total gallons from customer meters, and other sales such as construction water.
³ Water delivered (sold) to other systems - Total gallons of water delivered to other systems.
⁴ Water received (purchased) from other systems - Total gallons of water purchased/received from other systems.
⁵ Estimated authorized use - Total estimated gallons from authorized metered or unmetered use. Authorized uses such as flushing (mains, services and hydrants) draining/cleaning tanks, process, construction fire fighting, etc. Non-authorized use (real losses) are service line breaks and leaks, water main breaks, meter inaccuracies and theft.
⁶ Enter the total purchased power costs for the power meters associated with this system.
⁷ Enter the total purchased kWh used by the power meters associated with this system.

Water Utility Plant Description	
Name of the System:	0
ADEQ Public Water System Number:	
ADWR PCC Number:	

MAINS		
Sizes (inches)	Material	Length (feet)
2	PVC	unknown
3	Galvanized	unknown

CUSTOMER METERS			
Size (inches)	Quantity	Percent over 1,000,000 gallons	Percent over 10 years old
none in operation			

SERVICE LINES		
Material	Percent of system	Year installed
unknown		

BOOSTER PUMPS		
Horsepower	GPM	Quantity
5	2	1

FIRE HYDRANTS	
Type	Quantity
Standard *	0
Other	0

STORAGE TANKS			
Capacity (gallons)	Material	Quantity	Year installed
3000	metal	1	1960's
10000	poly	1	2012?
17500	metal	1	1960's
8600	metal	1	1960's

PRESSURE/BLADDER TANKS			
Capacity (gallons)	Material	Quantity	Year installed
0			

* A standard fire hydrant has two 2.5 inch hose connection nozzles with 7.5 threads per inch, and one 4.5 inch pumper connection nozzle with 4 threads per inch.
--

Water Utility Plant Description (Continued)
--

For the following three items, list the utility owned assets in each category for each system.

TREATMENT EQUIPMENT:	
STRUCTURES:	2 sprin houses, 1 well house, 1 pump house, 4 water tanks
OTHER:	

Provide a calculation used to determine the value of one water equivalent residential connection (ERC).

Use one of the following methods:

- (a) If actual flow data are available from the preceding 12 months, divide the total annual single family residence (SFR) gallons sold by the average number of single family residence customers for the same period and divide the result by 365
- (b) If no historical flow data are available, use:
 $ERC = (\text{Total SFR gallons sold (Omit 000)} / 365 \text{ days} / 350 \text{ gallons per day})$

ERC

Method used:

Customer and Other Information	
Name of the System:	0
ADEQ Public Water System Number:	
ADWR PCC Number:	

Month	Number of Customers				Other Non-Residential
	Single-Family	Multi-Family	Commercial	Turf/Irrigation	
January					78
February					78
March					78
April					78
May					78
June					78
July					78
August					78
September					78
October					78
November					78
December					78

If the system has fire hydrants, what is the fire flow requirements? GPM for hrs.

Does the system have chlorination treatment?

Does the Company have an ADWR Gallons Per Capita Per Day (GPCPD) requirement?

If yes, provide the GPCPD amount:

Is the Water Utility located in an ADWR Active Management Area (AMA)?

If yes, which AMA?

What is the present system connection capacity (in ERCs *) using existing lines?

What is the future system connection capacity (in ERCs *) upon service area buildout?

Describe any plans and estimated completion dates for any enlargements or improvements of this system.

Sandblasting and cleaning of 1 tank metal tank and replacement of at least the 3000 gallon tank. Also the installation of meter for every user within the next 3 years.

* an ERC is based on the calculation on the bottom of AR9 page 12.

0

Annual Report
Utility Shutoffs / Disconnects
12/31/19

Utility Shutoffs / Disconnects	
Name of the System:	0
ADEQ Public Water System Number:	
ADWR PCC Number:	

Month	Termination without Notice R14-2-410.B	Termination with Notice R14-2-410.C	Other
January	0		
February	0		
March	0		
April	0		
May	0		
June	0		
July	0		
August	0		
September	0		
October	0		
November	0		
December	0		
Total	0	0	0

Other (description):

--

Instructions: Fill out the Grey Cells with the relevant information. Input 0 or none if there is nothing recorded in that account or there is no applicable information to report.

0

Annual Report
Property Taxes
12/31/19

Property Taxes

Amount of actual property taxes paid during Calendar Year 2019 was

288.08

If no property taxes paid, explain why.

Instructions: Fill out the Grey Cells with the relevant information. Input 0 or none if there is nothing recorded in that account or there is no applicable information to report.

Annual Report
Verification and Sworn Statement (Taxes)
12/31/19

**RECEIVED
BY EMAIL**
8/06/2020 1:09 PM
ARIZONA CORPORATION COMMISSION
UTILITIES DIVISION

Verification and Sworn Statement (Taxes)

Verification: State of Arizona I, the undersigned of the
(state name)

County of (county name): Yavapai
Name (owner or official) title: Amy Bayless, President
Company name: Stoneman Lake Water Co

DO SAY THAT THIS ANNUAL UTILITY PROPERTY TAX AND SALES TAX REPORT TO THE ARIZONA CORPORATION COMMISSION.

FOR THE YEAR ENDING: 12/31/19

HAS BEEN PREPARED UNDER MY DIRECTION, FROM THE ORIGINAL BOOKS, PAPERS AND RECORDS OF SAID UTILITY; THAT I HAVE CAREFULLY EXAMINED THE SAME, AND DECLARE THE SAME TO BE A COMPLETE AND CORRECT STATEMENT OF BUSINESS AND AFFAIRS OF SAID UTILITY FOR THE PERIOD COVERED BY THIS REPORT IN RESPECT TO EACH AND EVERY MATTER AND THING SET FORTH, TO THE BEST OF MY KNOWLEDGE, INFORMATION AND BELIEF.

These records are incomplete and files are missing. President and owner in 2019 Edward A. Elliott died on April 10, 2020, without filing the 2018 and 2019 Annual Reports. There is no way for me to accurately recreate the books and records of this company, as no bookkeeper has been found and no bookkeeping records have been found. These records are recreated from limited bank statements and little else. This report was filed with incomplete information and to my limited knowledge. The accountant employed in 2019 has not provided any information nor responded to request for information.

These records are incomplete and files are missing. President and owner in 2019 Edward A. Elliott died on April 10, 2020, without filing the 2018 and 2019 Annual Reports. There is no way for me to accurately recreate the books and records of this company, as no bookkeeper has been found and no bookkeeping records have been found. These records are recreated from limited bank statements and little else. This report was filed with incomplete information and to my limited knowledge. The accountant employed in 2019 has not provided any information nor responded to request for information.

Amy Bayless

Amy Bayless
signature of owner/official

928-639-0121

telephone no.

SUBSCRIBED AND SWORN TO BEFORE ME A NOTARY PUBLIC
IN AND FOR THE COUNTY Yavapai

THIS


6th DAY OF

DAY OF

August, 2020
(month) and (year)

MY COMMISSION EXPIRES

2-14-2021
(date)



Kathryn A. Horton
(signature of notary public)

Verification and Sworn Statement

Verification:

State of 0 I, the undersigned of the
(state name)
County of (county name): 0
Name (owner or official) title: 0
Company name: 0

DO SAY THAT THIS ANNUAL UTILITY PROPERTY TAX AND SALES TAX REPORT TO THE ARIZONA CORPORATION COMMISSION.

FOR THE YEAR ENDING: 12/31/19

HAS BEEN PREPARED UNDER MY DIRECTION, FROM THE ORIGINAL BOOKS, PAPERS AND RECORDS OF SAID UTILITY; THAT I HAVE CAREFULLY EXAMINED THE SAME, AND DECLARE THE SAME TO BE A COMPLETE AND CORRECT STATEMENT OF BUSINESS AND AFFAIRS OF SAID UTILITY FOR THE PERIOD COVERED BY THIS REPORT IN RESPECT TO EACH AND EVERY MATTER AND THING SET FORTH, TO THE BEST OF MY KNOWLEDGE, INFORMATION AND BELIEF.

These records are incomplete and files are missing. President and owner in 2019 Edward A. Elliott died on April 10, 2020, without filing the 2018 and 2019 Annual Reports. There is no way for me to accurately recreate the books and records of this company, as no bookkeeper has been found and no bookkeeping records have been found. These records are recreated from limited bank statements and little else. This report was filed with incomplete information and to my limited knowledge. The accountant employed in 2019 has not provided any information nor responded to request for information.

Sworn Statement: IN ACCORDANCE WITH THE REQUIREMENTS OF TITLE 40, ARTICLE 8, SECTION 40-401, ARIZONA REVISED STATUTES, IT IS HEREIN REPORTED THAT THE GROSS OPERATING REVENUE OF SAID UTILITY DERIVED FROM ARIZONA INTRASTATE UTILITY OPERATIONS DURING THE CALENDAR YEAR WAS:

Arizona Intrastate Gross Operating Revenues Only (\$)

Type text here

(The amount in the box above includes

unknown in sales taxes billed or collected)

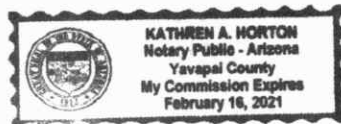
RECEIVED
BY EMAIL
8/06/2020 1:09 PM
ARIZONA CORPORATION COMMISSION
UTILITIES DIVISION

Amy Bayless, President *Amy Bayless*
signature of owner/official
928-639-0121 0
telephone no.

SUBSCRIBED AND SWORN TO BEFORE ME A NOTARY PUBLIC
IN AND FOR THE COUNTY

THIS 8th DAY OF Yavapai August, 2020
(county name) (month) and (year)

MY COMMISSION EXPIRES 2nd 16 - 2021
(date)



Kathryn A. Horton
(signature of notary public)

Verification and Sworn Statement (Residential Revenue)

Verification:

State of 0 I, the undersigned of the
(state name)

County of (county name): 0
Name (owner or official) title: 0
Company name: 0

DO SAY THAT THIS ANNUAL UTILITY PROPERTY TAX AND SALES TAX REPORT TO THE ARIZONA CORPORATION COMMISSION.

FOR THE YEAR ENDING: 12/31/19

HAS BEEN PREPARED UNDER MY DIRECTION, FROM THE ORIGINAL BOOKS, PAPERS AND RECORDS OF SAID UTILITY; THAT I HAVE CAREFULLY EXAMINED THE SAME, AND DECLARE THE SAME TO BE A COMPLETE AND CORRECT STATEMENT OF BUSINESS AND AFFAIRS OF SAID UTILITY FOR THE PERIOD COVERED BY THIS REPORT IN RESPECT TO EACH AND EVERY MATTER AND THING SET FORTH, TO THE BEST OF MY KNOWLEDGE, INFORMATION AND BELIEF.

Sworn Statement: IN ACCORDANCE WITH THE REQUIREMENTS OF TITLE 40, ARTICLE 8, SECTION 40-401, ARIZONA REVISED STATUTES, IT IS HEREIN REPORTED THAT THE GROSS OPERATING REVENUE OF SAID UTILITY DERIVED FROM ARIZONA INTRASTATE UTILITY OPERATIONS RECEIVED FROM RESIDENTIAL CUSTOMERS DURING THE CALENDAR YEAR WAS:

These records are incomplete and files are missing. President and owner in 2019 Edward A. Elliott died on April 10, 2020, without filing the 2018 and 2019 Annual Reports. There is no way for me to accurately recreate the books and records of this company, as no bookkeeper has been found and no bookkeeping records have been found. These records are recreated from limited bank statements and little else. This report was filed with incomplete information and to my limited knowledge. The accountant employed in 2019 has not provided any information nor responded to request for information. 0 in sales taxes billed or collected)


**RECEIVED
BY EMAIL
8/06/2020 1:09 PM
ARIZONA CORPORATION COMMISSION
UTILITIES DIVISION**

[Signature]
signature of owner/official
0
telephone no.

SUBSCRIBED AND SWORN TO BEFORE ME A NOTARY PUBLIC
IN AND FOR THE COUNTY Yavapai
(county name)

THIS 6th DAY OF August, 2020
(month) and (year)

MY COMMISSION EXPIRES 2-16-2021
(date)



[Signature]
(signature of notary public)

0

Annual Report
Full Gross-up Method for Income Tax Statement of Certification
12/31/19

Full Gross-up Method for Income Tax Statement of Certification

Verification:

State of 0 I, the undersigned of the
(state name)

County of (county name): 0
Name (owner or official) title: 0
Company name: 0

FOR THE YEAR ENDING: 12/31/19

These records are incomplete and files are missing. President and owner in 2019 Edward A. Elliott died on April 10, 2020, without filing the 2018 and 2019 Annual Reports. There is no way for me to accurately recreate the books and records of this company, as no bookkeeper has been found and no bookkeeping records have been found. These records are recreated from limited bank statements and little else. This report was filed with incomplete information and to my limited knowledge. The accountant employed in 2019 has not provided any information nor responded to request for information.

Sworn Statement:

IN ACCORDANCE WITH THE REQUIREMENTS OF DECISION NO. 77084, BECAUSE THE UTILITY REQUIRES THE GROSS UP OF ADVANCES AND CONTRIBUTIONS, I HEREBY STATE THAT THE UTILITY HAS NOT INCURRED NOR IS EXPECTED TO INCUR A NET INCREASE IN CURRENT INCOME TAX EXPENSE OR A DECREASE IN DEFERRED TAX ASSET FOR A CARRY FORWARD ACCORDING TO GAAP IN AN AMOUNT EQUAL TO OR GREATER THAN THE AMOUNT OF THE REQUIRED GROSS UP PAID BY DEVELOPERS IN THE PERIOD COVERED BY THIS ANNUAL REPORT.

**RECEIVED
BY EMAIL**

8/06/2020 1:09 PM

ARIZONA CORPORATION COMMISSION
UTILITIES DIVISION

signature of owner/official

0

telephone no.

SUBSCRIBED AND SWORN TO BEFORE ME A NOTARY PUBLIC
IN AND FOR THE COUNTY Yavapai

(county name)

THIS


6th

DAY OF

August 2020
(month) and (year)

MY COMMISSION EXPIRES

2-16-2021
(date)



(signature of notary public)