

ANNUAL REPORT

Of

Company Name:
PO Box 85160

Mailing Address: Tucson AZ
85754

Docket No.: W-03293A
For the Year Ended:

**RECEIVED
BY EMAIL**

5/19/2020 3:31 PM
ARIZONA CORPORATION COMMISSION
UTILITIES DIVISION

WATER UTILITY

To

Arizona Corporation Commission

Due on April 15th

Email: rdelafuente@azcc.gov, mail or deliver the completed Annual Report to:

Arizona Corporation Commission
Compliance Section - Utilities Division
1200 West Washington Street
Phoenix, Arizona 85007

Application Type:

Application Date:

ARIZONA CORPORATION COMMISSION
WATER UTILITY ANNUAL REPORT
Thim Utility Co

A Class Utility

For the Calendar Year Ended: 12/31/19

Primary Address:
City: State: Zip Code:

Telephone Number:

Date of Original Organization of Utility:

Person to whom correspondence should be addressed concerning this report:

Name:
Telephone No. :
Address:
City: State: Zip Code:
Email:

Name:
Telephone No. :
Address:
City: State: Zip Code:
Email:

Name:
Telephone No. :
Address:
City: State: Zip Code:
Email:

Name:
Telephone No. :
Address:
City: State: Zip Code:
Email:

Name:
Telephone No. :
Address:
City: State: Zip Code:
Email:

Ownership:

Counties Served:

Important changes during the year

No	For those companies not subject to the affiliated interest rules, has there been a change in ownership or direct control during the year?
	If yes, please provide specific details in the box below.
	NA

No	Has the company been notified by any other regulatory authorities during the year, that they are out of compliance?
	If yes, please provide specific details in the box below.
	NA

Utility Plant in Service (Water)							
Account No.	Description	Beginning Year Original Cost	Current Year Additions	Current Year Retirements	Adjusted Original Cost	Accumulated Depreciation	OCLD (OC less AD)
301	Organization	\$170			\$170	\$0	\$170
302	Franchises	225			225		225
303	Land and Land Rights	1,000			1,000		1,000
304	Structures and Improvements	7,753	556		8,309	7,767	542
305	Collecting & Improving Reservoirs				0		0
306	Lake, River, Canal Intakes				0		0
307	Wells and Springs	84,694			84,694	69,887	14,807
308	Infiltration Galleries				0		0
309	Supply Mains				0		0
310	Power Generation Equipment				0		0
311	Pumping Equipment	76,458	20,915		97,373	22,394	74,979
320	Water Treatment Equipment				0		0
320.1	Water Treatment Plants				0		0
320.2	Solution Chemical Feeders				0		0
320.3	Point-of-Use Treatment Devices				0		0
330	Distribution Reservoirs and Standpipes	1,212			1,212	1,212	0
330.1	Storage Tanks	59,492			59,492	39,400	20,092
330.2	Pressure Tanks	13,828			13,828	13,828	0
331	Transmission and Distribution Mains	201,014			201,014	193,220	7,794
333	Services	13,162	360		13,522	6,547	6,975
334	Meters and Meter Installations	30,979	27,929		58,908	17,093	41,815
335	Hydrants	7,232			7,232	3,134	4,098
336	Backflow Prevention Devices				0		0
339	Other Plant and Misc. Equipment				0		0
340	Office Furniture and Equipment				0		0
340.1	Computer & Software				0		0
341	Transportation Equipment				0	(2,729)	2,729
342	Stores Equipment				0		0
343	Tools, Shop and Garage Equipment	4,787			4,787	4,430	357
344	Laboratory Equipment				0		0
345	Power Operated Equipment	52,188			52,188	52,188	0
346	Communication Equipment				0		0
347	Miscellaneous Equipment				0		0
348	Other Tangible Plant				0		0
	Totals	\$554,194	\$49,760	\$0	\$603,954	\$428,371	\$175,583

Depreciation Expense for the Current Year (Water)									
Account No.	Description	Beginning Year Original Cost	Current Year Additions	Current Year Retirements	Adjusted Original Cost	Fully Depreciated/Non-depreciable Plant	Depreciable Plant	Depreciation Percentages	Depreciation Expense
301	Organization	\$170	\$0	\$0	\$170	\$170	\$0	0.00%	\$0
302	Franchises	225	0	0	225	225	0	0.00%	0
303	Land and Land Rights	1,000	0	0	1,000	1,000	0	0.00%	0
304	Structures and Improvements	7,753	556	0	8,309	7,753	556	5.00%	14
305	Collecting & Improving Reservoirs	0	0	0	0		0		0
306	Lake, River, Canal Intakes	0	0	0	0		0		0
307	Wells and Springs	84,694	0	0	84,694	53,849	30,845	5.00%	1,542
308	Infiltration Galleries	0	0	0	0		0		0
309	Supply Mains	0	0	0	0		0		0
310	Power Generation Equipment	0	0	0	0		0		0
311	Pumping Equipment	76,458	20,915	0	97,373	3,537	93,836	5.00%	4,169
320	Water Treatment Equipment	0	0	0	0		0		0
320.1	Water Treatment Plants	0	0	0	0		0		0
320.2	Solution Chemical Feeders	0	0	0	0		0		0
320.3	Point-of-Use Treatment Devices	0	0	0	0		0		0
330	Distribution Reservoirs and Standpipes	1,212	0	0	1,212	1,212	0	5.00%	0
330.1	Storage Tanks	59,492	0	0	59,492	15,106	44,386	5.00%	2,219
330.2	Pressure Tanks	13,828	0	0	13,828	13,828	0	5.00%	0
331	Transmission and Distribution Mains	201,014	0	0	201,014	157,305	43,709	5.00%	2,185
333	Services	13,162	360	0	13,522	5,286	8,236	5.00%	403
334	Meters and Meter Installations	30,979	27,929	0	58,908	12,226	46,682	5.00%	1,634
335	Hydrants	7,232	0	0	7,232		7,232	5.00%	362
336	Backflow Prevention Devices	0	0	0	0		0		0
339	Other Plant and Misc. Equipment	0	0	0	0		0		0
340	Office Furniture and Equipment	0	0	0	0		0		0
340.1	Computer & Software	0	0	0	0		0		0
341	Transportation Equipment	0	0	0	0		0	5.00%	2,963
342	Stores Equipment	0	0	0	0		0		0
343	Tools, Shop and Garage Equipment	4,787	0	0	4,787	2,743	2,044	5.00%	102
344	Laboratory Equipment	0	0	0	0		0		0
345	Power Operated Equipment	52,188	0	0	52,188	52,188	0	5.00%	0
346	Communication Equipment	0	0	0	0		0		0
347	Miscellaneous Equipment	0	0	0	0		0		0
348	Other Tangible Plant	0	0	0	0		0		0
	Subtotal	\$554,194	\$49,760	\$0	\$603,954	\$326,428	\$277,526		\$15,593

Contribution(s) in Aid of Construction (Gross)	\$111,994
Less: Non Amortizable Contribution(s)	0
Fully Amortized Contribution(s)	0
Amortizable Contribution(s)	\$111,994
Times: Proposed Amortization Rate	5.00%
Amortization of CIAC	\$5,600

Less: Amortization of CIAC \$5,600

DEPRECIATION EXPENSE **\$9,994**

Balance Sheet Assets				
	Assets		Balance at Beginning of Year (2019)	Balance at End of Year (2019)
Account No.	Current and Accrued Assets			
131	Cash		\$227,463	\$165,109
134	Working Funds			
135	Temporary Cash Investments			
141	Customer Accounts Receivable		11,312	4,383
146	Notes Receivable from Associated Companies			
151	Plant Material and Supplies			
162	Prepayments			901
174	Miscellaneous Current and Accrued Assets			
	Total Current and Accrued Assets		\$238,775	\$170,393
Account No.	Fixed Assets			
101	Utility Plant in Service*		\$554,194	\$603,954
103	Property Held for Future Use			
105	Construction Work in Progress			
108	Accumulated Depreciation (enter as negative)*		(412,778)	(428,371)
121	Non-Utility Property			
122	Accumulated Depreciation - Non Utility			
	Total Fixed Assets		\$141,416	\$175,583
	Total Assets		\$380,191	\$345,976

*Note these items feed automatically from AR3 UPIS Page 4

Thim Utility Co
Annual Report
Balance Sheet Liabilities and Owners Equity

Balance Sheet Liabilities and Owners Equity				
	Liabilities		Balance at Beginning of Year (2019)	Balance at End of Year (2019)
Account No.	Current Liabilities			
231	Accounts Payable		\$13,105	\$9,287
232	Notes Payable (Current Portion)			
234	Notes Payable to Associated Companies			
235	Customer Deposits		35,444	37,910
236	Accrued Taxes		998	1,006
237	Accrued Interest			
242	Miscellaneous Current and Accrued Liabilities			
	Total Current Liabilities		\$49,547	\$48,203
	Long Term Debt			
224	Long Term Debt (Notes and Bonds)		\$0	\$0
	Deferred Credits			
251	Unamortized Premium on Debt		\$0	\$0
252	Advances in Aid of Construction		4,270	5,620
255	Accumulated Deferred Investment Tax Credits			
271	Contributions in Aid of Construction		111,994	111,994
272	Less: Amortization of Contributions		(33,332)	(38,931)
281	Accumulated Deferred Income Tax			
	Total Deferred Credits		\$82,932	\$78,683
	Total Liabilites		\$132,479	\$126,886
	Capital Accounts			
201	Common Stock Issued		\$8,132	\$8,132
211	Other Paid-In Capital		94,514	94,514
215	Retained Earnings		145,066	116,444
218	Proprietary Capital (Sole Props and Partnerships)			
	Total Capital		\$247,712	\$219,090
	Total Liabilities and Capital		\$380,191	\$345,976

Note: Total liabilities and Capital must match total assets for the beginning and end of the year!

Thim Utility Co
Annual Report
Water Comparative Income Statement
12/31/19

Water Comparative Income Statement			
Account No.	Calendar Year	Current Year 01/01/2019 -	Last Year 01/01/2018 - 12/31/2018
	Operating Revenue		
461	Metered Water Revenue	\$211,146	\$218,838
460	Unmetered Water Revenue		
462	Fire Protection Revenue		
469	Guaranteed Revenues (Surcharges)		
471	Miscellaneous Service Revenues		
474	Other Water Revenue	4,085	4,941
	Total Revenues	\$215,231	\$223,779
	Operating Expenses		
601	Salaries and Wages	\$0	\$0
604	Employee Pensions and Benefits		
610	Purchased Water		
615	Purchased Power	28,857	29,481
618	Chemicals	1,361	2,212
620	Materials and Supplies		
620.1	Repairs and Maintenance	12,689	9,425
620.2	Office Supplies and Expense	3,169	3,197
630	Contractual Services		
631	Contractual Services - Engineering		
632	Contractual Services - Accounting	4,457	4,898
633	Contractual Services - Legal	1,640	2,839
634	Contractual Services - Management Fees	57,227	58,371
635	Contractual Services - Water Testing	3,737	4,350
636	Contractual Services - Other	9,381	250
640	Rents		
641	Rental of Building/Real Property		
642	Rental of Equipment	1,620	
650	Transportation Expenses	6,049	3,046
657	Insurance - General Liability	5,117	4,939
657.1	Insurance - Health and Life		
665	Regulatory Commission Expense - Rate		
670	Bad Debt Expense		
675	Miscellaneous Expense	5,009	4,811
403	Depreciation Expense (From Schedule AR4)	9,994	9,486
408	Taxes Other Than Income		
408.11	Property Taxes	14,484	15,442
409	Income Taxes		
427.1	Customer Security Deposit Interest	894	1,628
	Total Operating Expenses	\$165,685	\$154,375
	Operating Income / (Loss)	\$49,546	\$69,404
	Other Income / (Expense)		
419	Interest and Dividend Income	\$1,696	\$1,850
421	Non-Utility Income	136	
426	Miscellaneous Non-Utility (Expense)		
427	Interest (Expense)		
	Total Other Income / (Expense)	\$1,832	\$1,850
	Net Income / (Loss)	\$51,378	\$71,254

Full time equivalent employees

	Direct Company	Allocated	Outside service	Total
President				0.0
Vice-president				0.0
Manager				0.0
Engineering Staff				0.0
System Operator(s)			difficult to	0.0
Meter reader			determine	0.0
Customer Service			without	0.0
Accounting			significant	0.0
Business Office			analysis	0.0
Rates Department				0.0
Administrative Staff				0.0
Other				0.0
Total	0.0	0.0	0.0	0.0

Supplemental Financial Data (Long-Term Debt)				
	Loan #1	Loan #2	Loan #3	Loan #4
Date Issued	No loans			
Source of Loan				
ACC Decision No.				
Reason for Loan				
Dollar Amt. Issued				
Amount Outstanding				
Date of Maturity				
Interest Rate				
Current Year Interest				
Current Year Principal				

Meter Deposit Balance at Test Year End:	\$5,620
---	---------

Meter Deposits Refunded During the Test Year:	\$950
---	-------

List all bonds, notes, loans, and other types of indebtedness in which the proceeds were used in the provision of public utility service. Indebtedness incurred for personal uses by the owner of the utility should not be listed. Input 0 or none if there is nothing to report for that cell.

Water Utility Plant Description (Continued)
--

For the following three items, list the utility owned assets in each category for each system.

TREATMENT EQUIPMENT:	NA
-----------------------------	----

STRUCTURES:	Mobile home shop and storage building
--------------------	---------------------------------------

OTHER:	NA
---------------	----

Provide a calculation used to determine the value of one water equivalent residential connection (ERC).

Use one of the following methods:

- (a) If actual flow data are available from the preceding 12 months, divide the total annual single family residence (SFR) gallons sold by the average number of single family residence customers for the same period and divide the result by
- (b) If no historical flow data are available, use:
 $ERC = (\text{Total SFR gallons sold (Omit 000)} / 365 \text{ days} / 350 \text{ gallons per day})$

ERC	183
Method used:	(a)

Water Utility Plant Description (Continued)

For the following three items, list the utility owned assets in each category for each system.

TREATMENT EQUIPMENT:	NA
-----------------------------	----

STRUCTURES:	NA
--------------------	----

OTHER:	NA
---------------	----

Provide a calculation used to determine the value of one water equivalent residential connection (ERC).

Use one of the following methods:

- (a) If actual flow data are available from the preceding 12 months, divide the total annual single family residence (SFR) gallons sold by the average number of single family residence customers for the same period and divide the result by 365 days.
- (b) If no historical flow data are available, use:
 $ERC = (\text{Total SFR gallons sold (Omit 000)} / 365 \text{ days} / 350 \text{ gallons per day})$

ERC	Included w/10-117
Method used:	

Water Utility Plant Description (Continued)
--

For the following three items, list the utility owned assets in each category for each system.

TREATMENT EQUIPMENT:	NA
STRUCTURES:	NA
OTHER:	NA

Provide a calculation used to determine the value of one water equivalent residential connection (ERC).

Use one of the following methods:

- (a) If actual flow data are available from the preceding 12 months, divide the total annual single family residence (SFR) gallons sold by the average number of single family residence customers for the same period and divide the result by 365 days.
- (b) If no historical flow data are available, use:

$$ERC = (\text{Total SFR gallons sold (Omit 000)} / 365 \text{ days} / 350 \text{ gallons per day})$$

ERC	Included w/10-117
Method used:	

Water Utility Plant Description (Continued)
--

For the following three items, list the utility owned assets in each category for each system.

TREATMENT EQUIPMENT:	NA
-----------------------------	----

STRUCTURES:	NA
--------------------	----

OTHER:	NA
---------------	----

Provide a calculation used to determine the value of one water equivalent residential connection (ERC).

Use one of the following methods:

- (a) If actual flow data are available from the preceding 12 months, divide the total annual single family residence (SFR) gallons sold by the average number of single family residence customers for the same period and divide the result by 365 days.
- (b) If no historical flow data are available, use:
 $ERC = (\text{Total SFR gallons sold (Omit 000)} / 365 \text{ days} / 350 \text{ gallons per day})$

ERC Method used:

Included w/10-117

Customer and Other Information	
Name of the System:	THIM UTILITY CO
ADEQ Public Water System Number:	AZ0410117
ADWR PCC Number:	91-000440.0000

Month	Number of Customers				
	Single-Family	Multi-Family	Commercial	Turf/Irrigation	Other Non-Residential
January	400	0	22	0	0
February	401	0	22	0	0
March	402	0	22	0	0
April	405	0	22	0	0
May	404	0	23	0	0
June	409	0	23	0	0
July	408	0	23	0	0
August	403	0	23	0	0
September	408	0	23	0	0
October	407	0	22	0	0
November	412	0	22	0	0
December	414	0	22	0	0

If the system has fire hydrants, what is the fire flow requirements? GPM for hrs.

Does the system have chlorination treatment?

Does the Company have an ADWR Gallons Per Capita Per Day (GPCPD) requirement?
 If yes, provide the GPCPD amount:

Is the Water Utility located in an ADWR Active Management Area (AMA)?
 If yes, which AMA?

What is the present system connection capacity (in ERCs *) using existing lines?

What is the future system connection capacity (in ERCs *) upon service area buildout?

Describe any plans and estimated completion dates for any enlargements or improvements of this system.

* an ERC is based on the calculation on the bottom of AR9 page 12.

Customer and Other Information	
Name of the System:	THIM UTILITY CO #2
ADEQ Public Water System Number:	AZ0410228
ADWR PCC Number:	91-000479.0000

Month	Number of Customers				Other Non-Residential
	Single-Family	Multi-Family	Commercial	Turf/Irrigation	
January					
February					
March					
April	included with 10-117				
May					
June					
July					
August					
September					
October					
November					
December					

If the system has fire hydrants, what is the fire flow requirements? GPM for hrs.

Does the system have chlorination treatment?

Does the Company have an ADWR Gallons Per Capita Per Day (GPCPD) requirement?
 If yes, provide the GPCPD amount:

Is the Water Utility located in an ADWR Active Management Area (AMA)?
 If yes, which AMA?

What is the present system connection capacity (in ERCs *) using existing lines?

What is the future system connection capacity (in ERCs *) upon service area buildout?

Describe any plans and estimated completion dates for any enlargements or improvements of this system.

* an ERC is based on the calculation on the bottom of AR9 page 12b.

Customer and Other Information	
Name of the System:	THIM UTILITY COMPANY
ADEQ Public Water System Number:	AZ0410206
ADWR PCC Number:	91-000473.0000

Month	Number of Customers				Other Non-Residential
	Single-Family	Multi-Family	Commercial	Turf/Irrigation	
January					
February					
March					
April					
May	included with 10-117				
June					
July					
August					
September					
October					
November					
December					

If the system has fire hydrants, what is the fire flow requirements? GPM for hrs.

Does the system have chlorination treatment?

Does the Company have an ADWR Gallons Per Capita Per Day (GPCPD) requirement?
 If yes, provide the GPCPD amount:

Is the Water Utility located in an ADWR Active Management Area (AMA)?
 If yes, which AMA?

What is the present system connection capacity (in ERCs *) using existing lines?

What is the future system connection capacity (in ERCs *) upon service area buildout?

Describe any plans and estimated completion dates for any enlargements or improvements of this system.

* an ERC is based on the calculation on the bottom of AR9 page 12c.

Customer and Other Information	
Name of the System:	THIM UTILITY
ADEQ Public Water System Number:	AZ0410351
ADWR PCC Number:	91-000502.0000

Month	Number of Customers				Other Non-Residential
	Single-Family	Multi-Family	Commercial	Turf/Irrigation	
January					
February					
March					
April					
May					
June	included with 10-117				
July					
August					
September					
October					
November					
December					

If the system has fire hydrants, what is the fire flow requirements? GPM for hrs.

Does the system have chlorination treatment?

Does the Company have an ADWR Gallons Per Capita Per Day (GPCPD) requirement?
 If yes, provide the GPCPD amount:

Is the Water Utility located in an ADWR Active Management Area (AMA)?
 If yes, which AMA?

What is the present system connection capacity (in ERCs *) using existing lines?

What is the future system connection capacity (in ERCs *) upon service area buildout?

Describe any plans and estimated completion dates for any enlargements or improvements of this system.

* an ERC is based on the calculation on the bottom of AR9 page 12d.

Thim Utility Co
 Annual Report
 Utility Shutoffs / Disconnects
 12/31/19

Utility Shutoffs / Disconnects	
Name of the System:	THIM UTILITY CO
ADEQ Public Water System Number:	AZ0410117
ADWR PCC Number:	91-000440.0000

Month	Termination without Notice R14-2-410.B	Termination with Notice R14-2-410.C	Other
January	0	2	0
February	0	11	0
March	0	4	0
April	0	3	0
May	0	4	0
June	0	6	0
July	0	8	0
August	0	9	0
September	0	9	0
October	0	7	0
November	0	0	0
December	0	0	0
Total	0	63	0

Other (description):

NA

Instructions: Fill out the Grey Cells with the relevent information. Input 0 or none if there is nothing recorded in that account or there is no applicable information to report.

Thim Utility Co
 Annual Report
 Utility Shutoffs / Disconnects
 12/31/19

Utility Shutoffs / Disconnects	
Name of the System:	THIM UTILITY CO #2
ADEQ Public Water System Number:	AZ0410228
ADWR PCC Number:	91-000479.0000

Month	Termination without Notice R14-2-410.B	Termination with Notice R14-2-410.C	Other
January			
February			
March			
April			
May		included with 10-117	
June			
July			
August			
September			
October			
November			
December			
Total	0	0	0

Other (description):

Instructions: Fill out the Grey Cells with the relevent information. Input 0 or none if there is nothing recorded in that account or there is no applicable information to report.

Thim Utility Co
 Annual Report
 Utility Shutoffs / Disconnects
 12/31/19

Utility Shutoffs / Disconnects	
Name of the System:	THIM UTILITY COMPANY
ADEQ Public Water System Number:	AZ0410206
ADWR PCC Number:	91-000473.0000

Month	Termination without Notice R14-2-410.B	Termination with Notice R14-2-410.C	Other
January			
February			
March			
April			
May	included with 10-117		
June			
July			
August			
September			
October			
November			
December			
Total	0	0	0

Other (description):

Instructions: Fill out the Grey Cells with the relevent information. Input 0 or none if there is nothing recorded in that account or there is no applicable information to report.

Thim Utility Co
 Annual Report
 Utility Shutoffs / Disconnects
 12/31/19

Utility Shutoffs / Disconnects	
Name of the System:	THIM UTILITY
ADEQ Public Water System Number:	AZ0410351
ADWR PCC Number:	91-000502.0000

Month	Termination without Notice R14-2-410.B	Termination with Notice R14-2-410.C	Other
January			
February			
March			
April			
May			
June	included with 10-117		
July			
August			
September			
October			
November			
December			
Total	0	0	0

Other (description):

Instructions: Fill out the Grey Cells with the relevent information. Input 0 or none if there is nothing recorded in that account or there is no applicable information to report.

Property Taxes	
----------------	--

Amount of actual property taxes paid during Calendar Year 2019 was	
--	--

\$14,880

If no property taxes paid, explain why.

NA

Instructions: Fill out the Grey Cells with the relevant information. Input 0 or none if there is nothing recorded in that account or there is no applicable information to report.

Verification and Sworn Statement (Taxes)

Verification: State of Arizona I, the undersigned of the
(state name)

County of (county name): Pima
Name (owner or official) title: Paul Juhl, Manager
Company name: Thim Utility Co

DO SAY THAT THIS ANNUAL UTILITY PROPERTY TAX AND SALES TAX REPORT TO THE ARIZONA CORPORATION COMMISSION.

FOR THE YEAR ENDING: 12/31/19

HAS BEEN PREPARED UNDER MY DIRECTION, FROM THE ORIGINAL BOOKS, PAPERS AND RECORDS OF SAID UTILITY; THAT I HAVE CAREFULLY EXAMINED THE SAME, AND DECLARE THE SAME TO BE A COMPLETE AND CORRECT STATEMENT OF BUSINESS AND AFFAIRS OF SAID UTILITY FOR THE PERIOD COVERED BY THIS REPORT IN RESPECT TO EACH AND EVERY MATTER AND THING SET FORTH, TO THE BEST OF MY KNOWLEDGE, INFORMATION AND BELIEF.

Sworn Statement: I HEREBY ATTEST THAT ALL PROPERTY TAXES FOR SAID COMPANY ARE CURRENT AND PAID IN FULL.

I HEREBY ATTEST THAT ALL SALES TAXES FOR SAID COMPANY ARE CURRENT AND PAID IN FULL.

**RECEIVED
BY EMAIL**
5/01/2020, 04:33 PM
ARIZONA CORPORATION COMMISSION
UTILITIES DIVISION


[Signature]
signature of owner/official

(520) 623-5172
telephone no.

SUBSCRIBED AND SWORN TO BEFORE ME A NOTARY PUBLIC
IN AND FOR THE COUNTY

THIS 29 DAY OF Pima County
April, 2020
(month) and (year)

MY COMMISSION EXPIRES 10-21-21
(date)



[Signature]
(signature of notary public)

Verification and Sworn Statement

Verification:

State of Arizona I, the undersigned of the
(state name)
County of (county name): Pima
Name (owner or official) title: Paul Juhl, Manager
Company name: Thim Utility Co

DO SAY THAT THIS ANNUAL UTILITY PROPERTY TAX AND SALES TAX REPORT TO THE ARIZONA CORPORATION COMMISSION.

FOR THE YEAR ENDING: 12/31/19

HAS BEEN PREPARED UNDER MY DIRECTION, FROM THE ORIGINAL BOOKS, PAPERS AND RECORDS OF SAID UTILITY; THAT I HAVE CAREFULLY EXAMINED THE SAME, AND DECLARE THE SAME TO BE A COMPLETE AND CORRECT STATEMENT OF BUSINESS AND AFFAIRS OF SAID UTILITY FOR THE PERIOD COVERED BY THIS REPORT IN RESPECT TO EACH AND EVERY MATTER AND THING SET FORTH, TO THE BEST OF MY KNOWLEDGE, INFORMATION AND BELIEF.

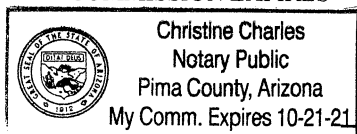
Sworn Statement: IN ACCORDANCE WITH THE REQUIREMENTS OF TITLE 40, ARTICLE 8, SECTION 40-401, ARIZONA REVISED STATUTES, IT IS HEREIN REPORTED THAT THE GROSS OPERATING REVENUE OF SAID UTILITY DERIVED FROM ARIZONA INTRASTATE UTILITY OPERATIONS DURING THE CALENDAR YEAR WAS:

Arizona Intrastate Gross Operating Revenues Only (\$)
\$228,620
(The amount in the box above includes
\$13,389 in sales taxes
billed or collected)

**RECEIVED
BY EMAIL**
5/01/2020, 04:33 PM
ARIZONA CORPORATION COMMISSION
UTILITIES DIVISION

[Signature]
signature of owner/official
(520) 623-5172
telephone no.

SUBSCRIBED AND SWORN TO BEFORE ME A NOTARY PUBLIC
IN AND FOR THE COUNTY Pima County
THIS 29 DAY OF April, 2020
(month) and (year)

MY COMMISSION EXPIRES
10-21-2021
(date)

Christine Charles
Notary Public
Pima County, Arizona
My Comm. Expires 10-21-21

[Signature]
(signature of notary public)

Verification and Sworn Statement (Residential Revenue)

Verification:

State of Arizona I, the undersigned of the
(state name)
County of (county name): Pima
Name (owner or official) title: Paul Juhl, Manager
Company name: Thim Utility Co

DO SAY THAT THIS ANNUAL UTILITY PROPERTY TAX AND SALES TAX REPORT TO THE ARIZONA CORPORATION COMMISSION.

FOR THE YEAR ENDING: 12/31/19

HAS BEEN PREPARED UNDER MY DIRECTION, FROM THE ORIGINAL BOOKS, PAPERS AND RECORDS OF SAID UTILITY; THAT I HAVE CAREFULLY EXAMINED THE SAME, AND DECLARE THE SAME TO BE A COMPLETE AND CORRECT STATEMENT OF BUSINESS AND AFFAIRS OF SAID UTILITY FOR THE PERIOD COVERED BY THIS REPORT IN RESPECT TO EACH AND EVERY MATTER AND THING SET FORTH, TO THE BEST OF MY KNOWLEDGE, INFORMATION AND BELIEF.

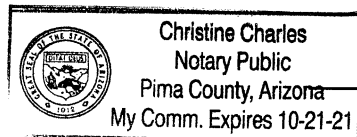
Sworn Statement: IN ACCORDANCE WITH THE REQUIREMENTS OF TITLE 40, ARTICLE 8, SECTION 40-401, ARIZONA REVISED STATUTES, IT IS HEREIN REPORTED THAT THE GROSS OPERATING REVENUE OF SAID UTILITY DERIVED FROM ARIZONA INTRASTATE UTILITY OPERATIONS RECEIVED FROM RESIDENTIAL CUSTOMERS DURING THE CALENDAR YEAR WAS:

Arizona Intrastate Gross Operating Revenues Only (\$)
\$199,255
(The amount in the box above includes
\$11,620 in sales taxes
billed or collected)

**RECEIVED
BY EMAIL**
5/01/2020, 04:33 PM
ARIZONA CORPORATION COMMISSION
UTILITIES DIVISION

[Signature]
signature of owner/official
(520) 623-5172
telephone no.

SUBSCRIBED AND SWORN TO BEFORE ME A NOTARY PUBLIC
IN AND FOR THE COUNTY Pima County
(county name)
THIS 29 DAY OF April, 2020
(month) and (year)
MY COMMISSION EXPIRES 10-21-2021
(date)


Christine Charles
Notary Public
Pima County, Arizona
My Comm. Expires 10-21-21

[Signature]
(signature of notary public)