

ANNUAL REPORT

Of

Company Name:
PO Box 85160

Mailing Address: Tucson AZ
85754

Docket No.: W-02594A
For the Year Ended:

**RECEIVED
BY EMAIL**

5/05/2020, 10:19 AM
ARIZONA CORPORATION COMMISSION
UTILITIES DIVISION

WATER UTILITY

To

Arizona Corporation Commission

Due on April 15th

Email: rdelafuente@azcc.gov, mail or deliver the completed Annual Report to:

Arizona Corporation Commission
Compliance Section - Utilities Division
1200 West Washington Street
Phoenix, Arizona 85007

Application Type:

Application Date:

ARIZONA CORPORATION COMMISSION
WATER UTILITY ANNUAL REPORT
Thim Water Corporation
A Class Utility

For the Calendar Year Ended: 12/31/19

Primary Address:
City: State: Zip Code:

Telephone Number:

Date of Original Organization of Utility:

Person to whom correspondence should be addressed concerning this report:

Name:
Telephone No. :
Address:
City: State: Zip Code:
Email:

Name:
Telephone No. :
Address:
City: State: Zip Code:
Email:

Name:
Telephone No. :
Address:
City: State: Zip Code:
Email:

Name:
Telephone No. :
Address:
City: State: Zip Code:
Email:

Name:
Telephone No. :
Address:
City: State: Zip Code:
Email:

Ownership:

Counties Served:

Important changes during the year
--

No	For those companies not subject to the affiliated interest rules, has there been a change in ownership or direct control during the year?
	If yes, please provide specific details in the box below.
	NA

No	Has the company been notified by any other regulatory authorities during the year, that they are out of compliance?
	If yes, please provide specific details in the box below.
	NA

Utility Plant in Service (Water)							
Account No.	Description	Beginning Year Original Cost	Current Year Additions	Current Year Retirements	Adjusted Original Cost	Accumulated Depreciation	OCLD (OC less AD)
301	Organization	\$100	\$0	\$0	\$100	\$0	\$100
302	Franchises	250			250		250
303	Land and Land Rights	1,000			1,000		1,000
304	Structures and Improvements	11,596			11,596	11,596	0
305	Collecting & Improving Reservoirs				0		0
306	Lake, River, Canal Intakes				0		0
307	Wells and Springs	34,302			34,302	24,280	10,022
308	Infiltration Galleries				0		0
309	Supply Mains				0		0
310	Power Generation Equipment				0		0
311	Pumping Equipment	30,442			30,442	14,445	15,997
320	Water Treatment Equipment				0		0
320.1	Water Treatment Plants				0		0
320.2	Solution Chemical Feeders				0		0
320.3	Point-of-Use Treatment Devices				0		0
330	Distribution Reservoirs and Standpipes				0		0
330.1	Storage Tanks	7,000			7,000	7,000	0
330.2	Pressure Tanks	14,083			14,083	2,003	12,080
331	Transmission and Distribution Mains	63,139			63,139	21,802	41,337
333	Services	878			878	110	768
334	Meters and Meter Installations	10,590			10,590	4,736	5,854
335	Hydrants				0		0
336	Backflow Prevention Devices				0		0
339	Other Plant and Misc. Equipment				0		0
340	Office Furniture and Equipment				0		0
340.1	Computer & Software				0		0
341	Transportation Equipment	8,125			8,125	8,125	0
342	Stores Equipment				0		0
343	Tools, Shop and Garage Equipment				0		0
344	Laboratory Equipment				0		0
345	Power Operated Equipment				0		0
346	Communication Equipment				0		0
347	Miscellaneous Equipment				0		0
348	Other Tangible Plant				0		0
	Totals	\$181,505	\$0	\$0	\$181,505	\$94,097	\$87,408

Thim Water Corporation
Annual Report
Depreciation Expense for the Current Year (Water)
12/31/19

Depreciation Expense for the Current Year (Water)									
Account No.	Description	Beginning Year Original Cost	Current Year Additions	Current Year Retirements	Adjusted Original Cost	Fully Depreciated/Non-depreciable Plant	Depreciable Plant	Depreciation Percentages	Depreciation Expense
301	Organization	\$100	\$0	\$0	\$100	\$100	\$0		\$0
302	Franchises	250	0	0	250	250	0		0
303	Land and Land Rights	1,000	0	0	1,000	1,000	0		0
304	Structures and Improvements	11,596	0	0	11,596	11,596	0	5.00%	0
305	Collecting & Improving Reservoirs	0	0	0	0		0		0
306	Lake, River, Canal Intakes	0	0	0	0		0		0
307	Wells and Springs	34,302	0	0	34,302		34,302	5.00%	1,715
308	Infiltration Galleries	0	0	0	0		0		0
309	Supply Mains	0	0	0	0		0		0
310	Power Generation Equipment	0	0	0	0		0		0
311	Pumping Equipment	30,442	0	0	30,442	10,500	19,942	5.00%	997
320	Water Treatment Equipment	0	0	0	0		0		0
320.1	Water Treatment Plants	0	0	0	0		0		0
320.2	Solution Chemical Feeders	0	0	0	0		0		0
320.3	Point-of-Use Treatment Devices	0	0	0	0		0		0
330	Distribution Reservoirs and Standpipes	0	0	0	0		0		0
330.1	Storage Tanks	7,000	0	0	7,000	7,000	0	5.00%	0
330.2	Pressure Tanks	14,083	0	0	14,083		14,083	5.00%	704
331	Transmission and Distribution Mains	63,139	0	0	63,139		63,139	5.00%	3,157
333	Services	878	0	0	878		878	5.00%	44
334	Meters and Meter Installations	10,590	0	0	10,590	2,600	7,990	5.00%	400
335	Hydrants	0	0	0	0		0		0
336	Backflow Prevention Devices	0	0	0	0		0		0
339	Other Plant and Misc. Equipment	0	0	0	0		0		0
340	Office Furniture and Equipment	0	0	0	0		0		0
340.1	Computer & Software	0	0	0	0		0		0
341	Transportation Equipment	8,125	0	0	8,125	8,125	0	5.00%	0
342	Stores Equipment	0	0	0	0		0		0
343	Tools, Shop and Garage Equipment	0	0	0	0		0		0
344	Laboratory Equipment	0	0	0	0		0		0
345	Power Operated Equipment	0	0	0	0		0		0
346	Communication Equipment	0	0	0	0		0		0
347	Miscellaneous Equipment	0	0	0	0		0		0
348	Other Tangible Plant	0	0	0	0		0		0
	Subtotal	\$181,505	\$0	\$0	\$181,505	\$41,171	\$140,334		\$7,017

Contribution(s) in Aid of Construction (Gross)	\$1,350
Less: Non Amortizable Contribution(s)	0
Fully Amortized Contribution(s)	0
Amortizable Contribution(s)	<u>\$1,350</u>
Times: Proposed Amortization Rate	5.00%
Amortization of CIAC	\$73

Less: Amortization of CIAC

DEPRECIATION EXPENSE

Balance Sheet Assets				
	Assets		Balance at Beginning of Year (2019)	Balance at End of Year (2019)
Account No.	Current and Accrued Assets			
131	Cash		\$52,661	\$69,929
134	Working Funds			
135	Temporary Cash Investments			
141	Customer Accounts Receivable		3,905	2,407
146	Notes Receivable from Associated Companies			
151	Plant Material and Supplies			
162	Prepayments			495
174	Miscellaneous Current and Accrued Assets			
	Total Current and Accrued Assets		\$56,566	\$72,831
Account No.	Fixed Assets			
101	Utility Plant in Service*		\$181,505	\$181,505
103	Property Held for Future Use			
105	Construction Work in Progress			
108	Accumulated Depreciation (enter as negative)*		(87,080)	(94,097)
121	Non-Utility Property			
122	Accumulated Depreciation - Non Utility			
	Total Fixed Assets		\$94,425	\$87,408
	Total Assets		\$150,991	\$160,239

*Note these items feed automatically from AR3 UPIS Page 4

Thim Water Corporation
Annual Report
Balance Sheet Liabilities and Owners Equity

Balance Sheet Liabilities and Owners Equity				
	Liabilities		Balance at Beginning of Year (2019)	Balance at End of Year (2019)
Account No.	Current Liabilities			
231	Accounts Payable		\$2,510	\$1,607
232	Notes Payable (Current Portion)			
234	Notes Payable to Associated Companies			
235	Customer Deposits		7,244	6,981
236	Accrued Taxes		233	201
237	Accrued Interest			
242	Miscellaneous Current and Accrued Liabilities			
	Total Current Liabilities		\$9,987	\$8,789
	Long Term Debt			
224	Long Term Debt (Notes and Bonds)		\$0	\$0
	Deferred Credits			
251	Unamortized Premium on Debt		\$0	\$0
252	Advances in Aid of Construction		7,340	7,019
255	Accumulated Deferred Investment Tax Credits			
271	Contributions in Aid of Construction		1,125	1,350
272	Less: Amortization of Contributions		(222)	(295)
281	Accumulated Deferred Income Tax			
	Total Deferred Credits		\$8,243	\$8,074
	Total Liabilites		\$18,230	\$16,863
	Capital Accounts			
201	Common Stock Issued		\$150	\$150
211	Other Paid-In Capital		364,363	364,363
215	Retained Earnings		(231,752)	(221,137)
218	Proprietary Capital (Sole Props and Partnerships)			
	Total Capital		\$132,761	\$143,376
	Total Liabilities and Capital		\$150,991	\$160,239

Note: Total liabilities and Capital must match total assets for the beginning and end of the year!

Thim Water Corporation
Annual Report
Water Comparative Income Statement
12/31/19

Water Comparative Income Statement			
Account No.	Calendar Year	Current Year 01/01/2019 - 12/31/2019	Last Year 01/01/2018 - 12/31/2018
	Operating Revenue		
461	Metered Water Revenue	\$47,768	\$49,750
460	Unmetered Water Revenue		
462	Fire Protection Revenue		
469	Guaranteed Revenues (Surcharges)		
471	Miscellaneous Service Revenues		
474	Other Water Revenue	698	421
	Total Revenues	\$48,466	\$50,171
	Operating Expenses		
601	Salaries and Wages	\$0	\$0
604	Employee Pensions and Benefits		
610	Purchased Water		
615	Purchased Power	6,812	7,985
618	Chemicals	409	398
620	Materials and Supplies		
620.1	Repairs and Maintenance	231	765
620.2	Office Supplies and Expense	818	955
630	Contractual Services		
631	Contractual Services - Engineering		
632	Contractual Services - Accounting	2,882	3,323
633	Contractual Services - Legal	299	
634	Contractual Services - Management Fees	10,472	11,008
635	Contractual Services - Water Testing	3,369	2,230
636	Contractual Services - Other	740	250
640	Rents		
641	Rental of Building/Real Property		
642	Rental of Equipment		
650	Transportation Expenses	1,428	933
657	Insurance - General Liability	903	871
657.1	Insurance - Health and Life		
665	Regulatory Commission Expense - Rate		235
670	Bad Debt Expense		
675	Miscellaneous Expense	181	176
403	Depreciation Expense (From Schedule AR4)	6,944	6,960
408	Taxes Other Than Income		
408.11	Property Taxes	2,490	2,485
409	Income Taxes		
427.1	Customer Security Deposit Interest	223	174
	Total Operating Expenses	\$38,201	\$38,748
	Operating Income / (Loss)	\$10,265	\$11,423
	Other Income / (Expense)		
419	Interest and Dividend Income	\$330	\$420
421	Non-Utility Income	21	
426	Miscellaneous Non-Utility (Expense)		
427	Interest (Expense)		
	Total Other Income / (Expense)	\$351	\$420
	Net Income / (Loss)	\$10,616	\$11,843

Full time equivalent employees

	Direct Company	Allocated	Outside service	Total
President				0.0
Vice-president				0.0
Manager				0.0
Engineering Staff				0.0
System Operator(s)			difficult to	0.0
Meter reader			determine	0.0
Customer Service			without	0.0
Accounting			substantial	0.0
Business Office			analysis	0.0
Rates Department				0.0
Administrative Staff				0.0
Other				0.0
Total	0.0	0.0	0.0	0.0

Supplemental Financial Data (Long-Term Debt)				
	Loan #1	Loan #2	Loan #3	Loan #4
Date Issued	No loans			
Source of Loan				
ACC Decision No.				
Reason for Loan				
Dollar Amt. Issued				
Amount Outstanding				
Date of Maturity				
Interest Rate				
Current Year Interest				
Current Year Principal				

Meter Deposit Balance at Test Year End:	\$0
---	-----

Meter Deposits Refunded During the Test Year:	\$0
---	-----

List all bonds, notes, loans, and other types of indebtedness in which the proceeds were used in the provision of public utility service. Indebtedness incurred for personal uses by the owner of the utility should not be listed. Input 0 or none if there is nothing to report for that cell.

Well and Water Usage											
Name of the System:		THIM WATER CORP #2									
ADEQ Public Water System Number:		AZ0410264									
ADWR PCC Number:		91-000483.0000									
Well registry 55# (55-XXXXXX):	Pump Horsepower	Pump Yield (gpm)	Casing Depth (feet)	Casing Diameter (inches)	Pump Motor Type **	Year Drilled	Water level 2010	Water level 2019	Meter Size (inches)	How measured:	Active
55-208086	15	107	482	8	Submersible	2005	350	400	3	Metered	Yes
55-504860	5 (2)	76	355	8	Submersible	1983	300	380	2	Metered	Yes
55-504861	15	95	482	12	Submersible	1983	320	360	3	Metered	Yes

Name of system water delivered to:	NA	
ADWR PCC Number:	#N/A	
Source of water delivered to another system		
Name of system water received from:	NA	
ADWR PCC Number:	#N/A	
Source of water received		
Well registry 55# (55-XXXXXX):		

Month	Water withdrawn (gallons) ¹	Water sold (gallons) ²	Water delivered (sold) to other systems (gallons) ³	Water received (purchased) from other systems (gallons) ⁴	Estimated authorized use (gallons) ⁵	Purchased Power Expense ⁶	Purchased Power (kWh) ⁷
January	627,600.00	464,854.00				\$439	2,104
February	593,400.00	462,406.00				420	2,008
March	651,900.00	542,171.00				482	2,414
April	869,600.00	702,740.00				521	2,663
May	886,300.00	765,814.00				560	3,260
June	1,312,500.00	947,970.00				670	4,119
July	1,306,200.00	1,031,193.00				720	4,415
August	996,600.00	930,584.00				691	4,209
September	1,272,000.00	807,702.00				676	4,097
October	1,133,700.00	742,660.00				609	3,353
November	838,360.00	679,505.00				586	3,192
December	583,740.00	394,736.00				438	2,200
Totals	11,071,900.00	8,472,335.00	0.00	0.00	0.00	\$6,812	38,034

If applicable, in the space below please provide a description for all un-metered water use along with amounts:

1 Water withdrawn - Total gallons of water withdrawn from pumped sources.
 2 Water sold - Total gallons from customer meters, and other sales such as construction water.
 3 Water delivered (sold) to other systems - Total gallons of water delivered to other systems.
 4 Water received (purchased) from other systems - Total gallons of water purchased/received from other systems.
 5 Estimated authorized use - Total estimated gallons from authorized metered or unmetered use. Authorized uses such as flushing (mains, services and hydrants) draining/cleaning tanks, process, construction, fire fighting, etc. Non-authorized use (real losses) are service line breaks and leaks, water main breaks, meter inaccuracies and theft.
 6 Enter the total purchased power costs for the power meters associated with this system.
 7 Enter the total purchased kWh used by the power meters associated with this system.

Water Utility Plant Description	
Name of the System:	THIM WATER CORP #2
ADEQ Public Water System Number:	AZ0410264
ADWR PCC Number:	91-000483.0000

MAINS		
Sizes (inches)	Material	Length (feet)
2.00	PVC	150
4.00	PVC	14,530
6.00	PVC	14,810

CUSTOMER METERS			
Size (inches)	Quantity	Percent over 1,00,000 gallons	Percent over 10 years old
5/8 X 3/4	9	13%	66%
0.75	90	14%	99%
1.5	3	67%	67%
Compound 2	4	75%	75%
Compound 3	2	50%	50%

SERVICE LINES		
Material	Percent of system	Year installed
PVC	80%	1983 to
Copper	20%	2005

BOOSTER PUMPS		
Horsepower	GPM	Quantity
1.5	30	2
5	100	3

FIRE HYDRANTS	
Type	Quantity
Standard *	5
Other	0

STORAGE TANKS			
Capacity (gallons)	Material	Quantity	Year installed
2,500	Steel	1	1983
6,000	Steel	3	1983

PRESSURE/BLADDER TANKS			
Capacity (gallons)	Material	Quantity	Year installed
2,000	Steel	1	1983
5,000	Steel	1	1983

* A standard fire hydrant has two 2.5 inch hose connection nozzles with 7.5 threads per inch, and one 4.5 inch pumper connection nozzle with 4 threads per inch.

Water Utility Plant Description (Continued)
--

For the following three items, list the utility owned assets in each category for each system.

TREATMENT EQUIPMENT:	NA
-----------------------------	----

STRUCTURES:	NA
--------------------	----

OTHER:	NA
---------------	----

Provide a calculation used to determine the value of one water equivalent residential connection (ERC).

Use one of the following methods:

- (a) If actual flow data are available from the preceding 12 months, divide the total annual single family residence (SFR) gallons sold by the average number of single family residence customers for the same period and divide the result by 365
- (b) If no historical flow data are available, use:
 $ERC = (\text{Total SFR gallons sold (Omit 000)} / 365 \text{ days} / 350 \text{ gallons per day})$

ERC	267
Method used:	(a)

Customer and Other Information	
Name of the System:	THIM WATER CORP #2
ADEQ Public Water System Number:	AZ0410264
ADWR PCC Number:	91-000483.0000

Month	Number of Customers				Other Non-Residential
	Single-Family	Multi-Family	Commercial	Turf/Irrigation	
January	69	0	6	0	0
February	70	0	6	0	0
March	71	0	6	0	0
April	71	0	6	0	0
May	71	0	6	0	0
June	74	0	6	0	0
July	75	0	6	0	0
August	75	0	6	0	0
September	75	0	6	0	0
October	74	0	6	0	0
November	75	0	6	0	0
December	75	0	6	0	0

If the system has fire hydrants, what is the fire flow requirements? GPM for hrs.

Does the system have chlorination treatment?

Does the Company have an ADWR Gallons Per Capita Per Day (GPCPD) requirement?
 If yes, provide the GPCPD amount:

Is the Water Utility located in an ADWR Active Management Area (AMA)?
 If yes, which AMA?

What is the present system connection capacity (in ERCs *) using existing lines?

What is the future system connection capacity (in ERCs *) upon service area buildout?

Describe any plans and estimated completion dates for any enlargements or improvements of this system.

* an ERC is based on the calculation on the bottom of AR9 page 12.

Thim Water Corporation
 Annual Report
 Utility Shutoffs / Disconnects
 12/31/19

Utility Shutoffs / Disconnects	
Name of the System:	THIM WATER CORP #2
ADEQ Public Water System Number:	AZ0410264
ADWR PCC Number:	91-000483.0000

Month	Termination without Notice R14-2-410.B	Termination with Notice R14-2-410.C	Other
January	0	0	0
February	0	4	0
March	0	1	0
April	0	1	0
May	0	1	0
June	0	1	0
July	0	0	0
August	0	3	0
September	0	1	0
October	0	0	0
November	0	2	0
December	0	3	0
Total	0	17	0

Other (description):

NA

Instructions: Fill out the Grey Cells with the relevent information. Input 0 or none if there is nothing recorded in that account or there is no applicable information to report.

Property Taxes	
-----------------------	--

Amount of actual property taxes paid during Calendar Year 2019 was	\$2,463
--	---------

If no property taxes paid, explain why.

NA

Instructions: Fill out the Grey Cells with the relevant information. Input 0 or none if there is nothing recorded in that account or there is no applicable information to report.

Verification and Sworn Statement (Taxes)

Verification: State of Arizona I, the undersigned of the
(state name)

County of (county name): Pima
Name (owner or official) title: Paul Juhl, Manager
Company name: Thim Water Corporation

DO SAY THAT THIS ANNUAL UTILITY PROPERTY TAX AND SALES TAX REPORT TO THE ARIZONA CORPORATION COMMISSION.

FOR THE YEAR ENDING: 12/31/19

HAS BEEN PREPARED UNDER MY DIRECTION, FROM THE ORIGINAL BOOKS, PAPERS AND RECORDS OF SAID UTILITY; THAT I HAVE CAREFULLY EXAMINED THE SAME, AND DECLARE THE SAME TO BE A COMPLETE AND CORRECT STATEMENT OF BUSINESS AND AFFAIRS OF SAID UTILITY FOR THE PERIOD COVERED BY THIS REPORT IN RESPECT TO EACH AND EVERY MATTER AND THING SET FORTH, TO THE BEST OF MY KNOWLEDGE, INFORMATION AND BELIEF.

Sworn Statement: I HEREBY ATTEST THAT ALL PROPERTY TAXES FOR SAID COMPANY ARE CURRENT AND PAID IN FULL.

I HEREBY ATTEST THAT ALL SALES TAXES FOR SAID COMPANY ARE CURRENT AND PAID IN FULL.

**RECEIVED
BY EMAIL**
5/01/2020, 04:33 PM
ARIZONA CORPORATION COMMISSION
UTILITIES DIVISION

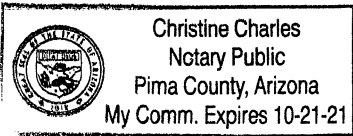
Paul Juhl
signature of owner/official

(520) 623-5172
telephone no.

SUBSCRIBED AND SWORN TO BEFORE ME A NOTARY PUBLIC
IN AND FOR THE COUNTY

THIS 29 DAY OF April, 2020
(month) and (year)

MY COMMISSION EXPIRES 10-21-2021
(date)


Christine Charles
Notary Public
Pima County, Arizona
My Comm. Expires 10-21-21

Christine Charles
(signature of notary public)

Verification and Sworn Statement

Verification:

State of Arizona I, the undersigned of the
(state name)
County of (county name): Pima
Name (owner or official) title: Paul Juhl, Manager
Company name: Thim Water Corporation

DO SAY THAT THIS ANNUAL UTILITY PROPERTY TAX AND SALES TAX REPORT TO THE ARIZONA CORPORATION COMMISSION.

FOR THE YEAR ENDING: 12/31/19

HAS BEEN PREPARED UNDER MY DIRECTION, FROM THE ORIGINAL BOOKS, PAPERS AND RECORDS OF SAID UTILITY; THAT I HAVE CAREFULLY EXAMINED THE SAME, AND DECLARE THE SAME TO BE A COMPLETE AND CORRECT STATEMENT OF BUSINESS AND AFFAIRS OF SAID UTILITY FOR THE PERIOD COVERED BY THIS REPORT IN RESPECT TO EACH AND EVERY MATTER AND THING SET FORTH, TO THE BEST OF MY KNOWLEDGE, INFORMATION AND BELIEF.

Sworn Statement: IN ACCORDANCE WITH THE REQUIREMENTS OF TITLE 40, ARTICLE 8, SECTION 40-401, ARIZONA REVISED STATUTES, IT IS HEREIN REPORTED THAT THE GROSS OPERATING REVENUE OF SAID UTILITY DERIVED FROM ARIZONA INTRASTATE UTILITY OPERATIONS DURING THE CALENDAR YEAR WAS:

Arizona Intrastate Gross Operating Revenues Only (\$)


\$51,490

(The amount in the box above includes

\$3,024 in sales taxes billed or collected)

**RECEIVED
BY EMAIL**

5/01/2020, 04:33 PM
ARIZONA CORPORATION COMMISSION
UTILITIES DIVISION



signature of owner/official

(520) 623-5172

telephone no.

SUBSCRIBED AND SWORN TO BEFORE ME A NOTARY PUBLIC
IN AND FOR THE COUNTY

THIS

29


DAY OF


Pima County
(county name)

April, 2020
(month) and (year)

MY COMMISSION EXPIRES

10-21-2021
(date)




(signature of notary public)

Verification and Sworn Statement (Residential Revenue)

Verification:

State of Arizona I, the undersigned of the
(state name)

County of (county name): Pima
Name (owner or official) title: Paul Juhl, Manager
Company name: Thim Water Corporation

DO SAY THAT THIS ANNUAL UTILITY PROPERTY TAX AND SALES TAX REPORT TO THE ARIZONA CORPORATION COMMISSION.

FOR THE YEAR ENDING: 12/31/19

HAS BEEN PREPARED UNDER MY DIRECTION, FROM THE ORIGINAL BOOKS, PAPERS AND RECORDS OF SAID UTILITY; THAT I HAVE CAREFULLY EXAMINED THE SAME, AND DECLARE THE SAME TO BE A COMPLETE AND CORRECT STATEMENT OF BUSINESS AND AFFAIRS OF SAID UTILITY FOR THE PERIOD COVERED BY THIS REPORT IN RESPECT TO EACH AND EVERY MATTER AND THING SET FORTH, TO THE BEST OF MY KNOWLEDGE, INFORMATION AND BELIEF.

Sworn Statement: IN ACCORDANCE WITH THE REQUIREMENTS OF TITLE 40, ARTICLE 8, SECTION 40-401, ARIZONA REVISED STATUTES, IT IS HEREIN REPORTED THAT THE GROSS OPERATING REVENUE OF SAID UTILITY DERIVED FROM ARIZONA INTRASTATE UTILITY OPERATIONS RECEIVED FROM RESIDENTIAL CUSTOMERS DURING THE CALENDAR YEAR WAS:

Arizona Intrastate Gross Operating Revenues Only (\$)
\$40,677
(The amount in the box above includes
\$2,383 in sales taxes
billed or collected)

**RECEIVED
BY EMAIL**
5/01/2020, 04:33 PM
ARIZONA CORPORATION COMMISSION
UTILITIES DIVISION

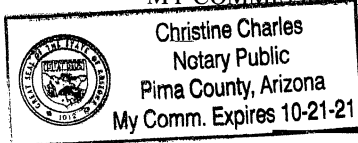
[Signature]
signature of owner/official

(520) 623-5172
telephone no.

SUBSCRIBED AND SWORN TO BEFORE ME A NOTARY PUBLIC
IN AND FOR THE COUNTY Pima County
(county name)

THIS 29 DAY OF April, 2020
(month) and (year)

MY COMMISSION EXPIRES 10-21-2021
(date)



[Signature]
(signature of notary public)