

**ANNUAL REPORT**

Of

Company Name:   
PO Box 85160

Mailing Address: Tucson AZ  
85754

Docket No.: W-20810A  
For the Year Ended:

**RECEIVED  
BY EMAIL**

4/29/2020, 02:41 PM  
ARIZONA CORPORATION COMMISSION  
UTILITIES DIVISION

**WATER UTILITY**

To

Arizona Corporation Commission

**Due on April 15th**

Email: rdelafuente@azcc.gov, mail or deliver the completed Annual Report to:

Arizona Corporation Commission  
Compliance Section - Utilities Division  
1200 West Washington Street  
Phoenix, Arizona 85007

Application Type:

Application Date:

ARIZONA CORPORATION COMMISSION  
WATER UTILITY ANNUAL REPORT  
Tierra Linda Water Company, Inc.  
A Class  Utility

For the Calendar Year Ended: 12/31/19

Primary Address:   
City:  State:  Zip Code:

Telephone Number:

Date of Original Organization of Utility:

Person to whom correspondence should be addressed concerning this report:

Name:   
Telephone No. :   
Address:   
City:  State:  Zip Code:   
Email:

**Regulatory Contact**

Name:   
Telephone No. :   
Address:   
City:  State:  Zip Code:   
Email:

**[Redacted Section Header]**

Name:   
Telephone No. :   
Address:   
City:  State:  Zip Code:   
Email:

**[Redacted Section Header]**

Name:   
Telephone No. :   
Address:   
City:  State:  Zip Code:   
Email:

**[Redacted Section Header]**

Name:   
Telephone No. :   
Address:   
City:  State:  Zip Code:   
Email:

Ownership:

Counties Served:

<b>Important changes during the year</b>
--

No	For those companies not subject to the affiliated interest rules, has there been a change in ownership or direct control during the year?
	If yes, please provide specific details in the box below.
	NA

No	Has the company been notified by any other regulatory authorities during the year, that they are out of compliance?
	If yes, please provide specific details in the box below.
	NA

Utility Plant in Service (Water)							
Account No.	Description	Beginning Year Original Cost	Current Year Additions	Current Year Retirements	Adjusted Original Cost	Accumulated Depreciation	OCLD (OC less AD)
301	Organization	\$0			\$0		\$0
302	Franchises				0		0
303	Land and Land Rights				0		0
304	Structures and Improvements	45,800	8,560		54,360	20,732	33,628
305	Collecting & Improving Reservoirs				0		0
306	Lake, River, Canal Intakes				0		0
307	Wells and Springs	32,054			32,054	14,410	17,644
308	Infiltration Galleries				0		0
309	Supply Mains				0		0
310	Power Generation Equipment				0		0
311	Pumping Equipment	187,025	2,696		189,721	187,092	2,629
320	Water Treatment Equipment				0		0
320.1	Water Treatment Plants				0		0
320.2	Solution Chemical Feeders				0		0
320.3	Point-of-Use Treatment Devices				0		0
330	Distribution Reservoirs and Standpipes	195,918			195,918	58,716	137,202
330.1	Storage Tanks				0		0
330.2	Pressure Tanks				0		0
331	Transmission and Distribution Mains	490,046			490,046	132,312	357,734
333	Services	35,822	1,990		37,812	16,137	21,675
334	Meters and Meter Installations	11,982			11,982	10,721	1,261
335	Hydrants	59,819			59,819	16,151	43,668
336	Backflow Prevention Devices	4,225			4,225	3,804	421
339	Other Plant and Misc. Equipment				0		0
340	Office Furniture and Equipment				0		0
340.1	Computer & Software				0		0
341	Transportation Equipment				0		0
342	Stores Equipment				0		0
343	Tools, Shop and Garage Equipment				0		0
344	Laboratory Equipment				0		0
345	Power Operated Equipment				0		0
346	Communication Equipment				0		0
347	Miscellaneous Equipment				0		0
348	Other Tangible Plant				0		0
	<b>Totals</b>	<b>\$1,062,691</b>	<b>\$13,246</b>	<b>\$0</b>	<b>\$1,075,937</b>	<b>\$460,075</b>	<b>\$615,862</b>

Depreciation Expense for the Current Year (Water)									
Account No.	Description	Beginning Year Original Cost	Current Year Additions	Current Year Retirements	Adjusted Original Cost	Fully Depreciated/Non-depreciable Plant	Depreciable Plant	Depreciation Percentages	Depreciation Expense
301	Organization	\$0	\$0	\$0	\$0		\$0		\$0
302	Franchises	0	0	0	0		0		0
303	Land and Land Rights	0	0	0	0		0		0
304	Structures and Improvements	45,800	8,560	0	54,360		54,360	3.33%	1,668
305	Collecting & Improving Reservoirs	0	0	0	0		0		0
306	Lake, River, Canal Intakes	0	0	0	0		0		0
307	Wells and Springs	32,054	0	0	32,054		32,054	3.33%	1,067
308	Infiltration Galleries	0	0	0	0		0		0
309	Supply Mains	0	0	0	0		0		0
310	Power Generation Equipment	0	0	0	0		0		0
311	Pumping Equipment	187,025	2,696	0	189,721	185,397	4,324	12.50%	372
320	Water Treatment Equipment	0	0	0	0		0		0
320.1	Water Treatment Plants	0	0	0	0		0		0
320.2	Solution Chemical Feeders	0	0	0	0		0		0
320.3	Point-of-Use Treatment Devices	0	0	0	0		0		0
330	Distribution Reservoirs and Standpipes	195,918	0	0	195,918		195,918	2.22%	4,349
330.1	Storage Tanks	0	0	0	0		0		0
330.2	Pressure Tanks	0	0	0	0		0		0
331	Transmission and Distribution Mains	490,046	0	0	490,046		490,046	2.00%	9,801
333	Services	35,822	1,990	0	37,812		37,812	3.33%	1,226
334	Meters and Meter Installations	11,982	0	0	11,982	8,617	3,365	8.33%	280
335	Hydrants	59,819	0	0	59,819		59,819	2.00%	1,196
336	Backflow Prevention Devices	4,225	0	0	4,225		4,225	6.67%	282
339	Other Plant and Misc. Equipment	0	0	0	0		0		0
340	Office Furniture and Equipment	0	0	0	0		0		0
340.1	Computer & Software	0	0	0	0		0		0
341	Transportation Equipment	0	0	0	0		0		0
342	Stores Equipment	0	0	0	0		0		0
343	Tools, Shop and Garage Equipment	0	0	0	0		0		0
344	Laboratory Equipment	0	0	0	0		0		0
345	Power Operated Equipment	0	0	0	0		0		0
346	Communication Equipment	0	0	0	0		0		0
347	Miscellaneous Equipment	0	0	0	0		0		0
348	Other Tangible Plant	0	0	0	0		0		0
	<b>Subtotal</b>	<b>\$1,062,691</b>	<b>\$13,246</b>	<b>\$0</b>	<b>\$1,075,937</b>	<b>\$194,014</b>	<b>\$881,923</b>		<b>\$20,242</b>

Contribution(s) in Aid of Construction (Gross)	\$727,449
Less: Non Amortizable Contribution(s)	0
Fully Amortized Contribution(s)	0
Amortizable Contribution(s)	<u>\$727,449</u>
Times: Proposed Amortization Rate	2.22%
<b>Amortization of CIAC</b>	<b>\$10,365</b>

Less: Amortization of CIAC \$10,365

**DEPRECIATION EXPENSE** **\$9,877**

<b>Balance Sheet Assets</b>				
	<b>Assets</b>		<b>Balance at Beginning of Year (2019)</b>	<b>Balance at End of Year (2019)</b>
<b>Account No.</b>	<b>Current and Accrued Assets</b>			
131	Cash		\$28,285	\$5,509
134	Working Funds			
135	Temporary Cash Investments			
141	Customer Accounts Receivable		(4,955)	4,303
146	Notes Receivable from Associated Companies			
151	Plant Material and Supplies			
162	Prepayments		800	
174	Miscellaneous Current and Accrued Assets			
	<b>Total Current and Accrued Assets</b>		<b>\$24,130</b>	<b>\$9,812</b>
<b>Account No.</b>	<b>Fixed Assets</b>			
101	Utility Plant in Service*		\$1,062,691	\$1,075,937
103	Property Held for Future Use			
105	Construction Work in Progress			
108	Accumulated Depreciation ( <b>enter as negative</b> )*		(546,966)	(460,075)
121	Non-Utility Property			
122	Accumulated Depreciation - Non Utility			
	<b>Total Fixed Assets</b>		<b>\$515,725</b>	<b>\$615,862</b>
	<b>Total Assets</b>		<b>\$539,855</b>	<b>\$625,674</b>

\*Note these items feed automatically from AR3 UPIS Page 4

Tierra Linda Water Company, Inc.  
Annual Report  
Balance Sheet Liabilities and Owners Equity

<b>Balance Sheet Liabilities and Owners Equity</b>				
	<b>Liabilities</b>		Balance at Beginning of Year (2019)	Balance at End of Year (2019)
Account No.	<b>Current Liabilities</b>			
231	Accounts Payable		\$239	\$1,485
232	Notes Payable (Current Portion)			
234	Notes Payable to Associated Companies			
235	Customer Deposits		50	64
236	Accrued Taxes		2,570	282
237	Accrued Interest			
242	Miscellaneous Current and Accrued Liabilities		(23)	
	<b>Total Current Liabilities</b>		<b>\$2,836</b>	<b>\$1,831</b>
	<b>Long Term Debt</b>			
224	Long Term Debt (Notes and Bonds)		\$0	\$0
	<b>Deferred Credits</b>			
251	Unamortized Premium on Debt		\$0	\$0
252	Advances in Aid of Construction		536,478	14,784
255	Accumulated Deferred Investment Tax Credits			
271	Contributions in Aid of Construction		206,327	727,449
272	Less: Amortization of Contributions		(53,541)	(63,906)
281	Accumulated Deferred Income Tax			
	<b>Total Deferred Credits</b>		<b>\$689,264</b>	<b>\$678,327</b>
	<b>Total Liabilites</b>		<b>\$692,100</b>	<b>\$680,158</b>
	<b>Capital Accounts</b>			
201	Common Stock Issued		\$10,000	\$10,000
211	Other Paid-In Capital		120,668	136,668
215	Retained Earnings		(282,913)	(201,152)
218	Proprietary Capital (Sole Props and Partnerships)			
	<b>Total Capital</b>		<b>(\$152,245)</b>	<b>(\$54,484)</b>
	<b>Total Liabilities and Capital</b>		<b>\$539,855</b>	<b>\$625,674</b>

**Note: Total liabilities and Capital must match total assets for the beginning and end of the year!**

Tierra Linda Water Company, Inc.  
Annual Report  
Water Comparative Income Statement  
12/31/19

<b>Water Comparative Income Statement</b>			
Account No.	Calendar Year	Current Year 01/01/2019 - 12/31/2019	Last Year 01/01/2018 - 12/31/2018
	<b>Operating Revenue</b>		
461	Metered Water Revenue	\$59,687	\$59,400
460	Unmetered Water Revenue		
462	Fire Protection Revenue		
469	Guaranteed Revenues (Surcharges)		
471	Miscellaneous Service Revenues		
474	Other Water Revenue	527	777
	<b>Total Revenues</b>	<b>\$60,214</b>	<b>\$60,177</b>
	<b>Operating Expenses</b>		
601	Salaries and Wages	\$0	\$0
604	Employee Pensions and Benefits		
610	Purchased Water		
615	Purchased Power	8,358	8,822
618	Chemicals		
620	Materials and Supplies		
620.1	Repairs and Maintenance	14,945	27,727
620.2	Office Supplies and Expense	1,796	3,396
630	Contractual Services		
631	Contractual Services - Engineering		
632	Contractual Services - Accounting	5,032	
633	Contractual Services - Legal	120	
634	Contractual Services - Management Fees	42,000	24,000
635	Contractual Services - Water Testing	1,465	484
636	Contractual Services - Other		
640	Rents		
641	Rental of Building/Real Property		
642	Rental of Equipment		
650	Transportation Expenses		
657	Insurance - General Liability	3,240	1,072
657.1	Insurance - Health and Life		
665	Regulatory Commission Expense - Rate		
670	Bad Debt Expense		197
675	Miscellaneous Expense	767	505
403	Depreciation Expense (From Schedule AR4)	9,877	38,511
408	Taxes Other Than Income		
408.11	Property Taxes	4,419	1,480
409	Income Taxes		
427.1	Customer Security Deposit Interest		
	<b>Total Operating Expenses</b>	<b>\$92,019</b>	<b>\$106,194</b>
	<b>Operating Income / (Loss)</b>	<b>(\$31,805)</b>	<b>(\$46,017)</b>
	<b>Other Income / (Expense)</b>		
419	Interest and Dividend Income	\$141	\$13
421	Non-Utility Income	78,197	
426	Miscellaneous Non-Utility (Expense)		
427	Interest (Expense)		(40)
	<b>Total Other Income / (Expense)</b>	<b>\$78,338</b>	<b>(\$27)</b>
	<b>Net Income / (Loss)</b>	<b>\$46,533</b>	<b>(\$46,044)</b>



**Full time equivalent employees**

	Direct Company	Allocated	Outside service	Total
President				0.0
Vice-president				0.0
Manager				0.0
Engineering Staff			difficult to	0.0
System Operator(s)			determine	0.0
Meter reader			without	0.0
Customer Service			significant	0.0
Accounting			analysis	0.0
Business Office				0.0
Rates Department				0.0
Administrative Staff				0.0
Other				0.0
<b>Total</b>	0.0	0.0	0.0	0.0

<b>Supplemental Financial Data (Long-Term Debt)</b>				
	Loan #1	Loan #2	Loan #3	Loan #4
Date Issued	No loans			
Source of Loan				
ACC Decision No.				
Reason for Loan				
Dollar Amt. Issued				
Amount Outstanding				
Date of Maturity				
Interest Rate				
Current Year Interest				
Current Year Principal				

Meter Deposit Balance at Test Year End:	\$14,784
---	----------

Meter Deposits Refunded During the Test Year:	\$1,892
---	---------

***List all bonds, notes, loans, and other types of indebtedness in which the proceeds were used in the provision of public utility service. Indebtedness incurred for personal uses by the owner of the utility should not be listed. Input 0 or none if there is nothing to report for that cell.***

Well and Water Usage											
Name of the System:		TIERRA LINDA HOA WC									
ADEQ Public Water System Number:			AZ0410411								
ADWR PCC Number:			91-000514.0000								
Well registry 55# (55-XXXXXX):	Pump Horsepower	Pump Yield (gpm)	Casing Depth (feet)	Casing Diameter (inches)	Pump Motor Type **	Year Drilled	Water level 2010	Water level 2019	Meter Size (inches)	How measured:	Active
55-801582	25	200	458	12	Submersible	2004	287	300	6	Metered	Yes

Name of system water delivered to:	NA		
ADWR PCC Number:			#N/A
Source of water delivered to another system			
Name of system water received from:	NA		
ADWR PCC Number:			#N/A
Source of water received			
Well registry 55# (55-XXXXXX):			

Month	Water withdrawn (gallons) <sup>1</sup>	Water sold (gallons) <sup>2</sup>	Water delivered (sold) to other systems (gallons) <sup>3</sup>	Water received (purchased) from other systems (gallons) <sup>4</sup>	Estimated authorized use (gallons) <sup>5</sup>	Purchased Power Expense <sup>6</sup>	Purchased Power (kWh) <sup>7</sup>
January	877,000.00	711,780.00	0.00	0.00		\$1,022	6,262
February	533,000.00	475,810.00	0.00	0.00		477	2,360
March	765,000.00	652,700.00	0.00	0.00		433	2,040
April	1,124,000.00	970,900.00	0.00	0.00		543	2,720
May	958,000.00	829,250.00	0.00	0.00		528	2,920
June	1,482,000.00	1,227,140.00	0.00	0.00		596	3,400
July	1,410,000.00	990,600.00	0.00	0.00		703	4,160
August	2,178,000.00	1,250,498.00	0.00	0.00		744	4,440
September	1,607,000.00	811,462.00	0.00	0.00		940	5,760
October	1,166,000.00	874,820.00	0.00	0.00		792	4,400
November	2,061,000.00	883,430.00	0.00	0.00		777	4,280
December	1,288,000.00	663,000.00	0.00	0.00		803	4,520
<b>Totals</b>	<b>15,449,000.00</b>	<b>10,341,390.00</b>	<b>0.00</b>	<b>0.00</b>	<b>0.00</b>	<b>\$8,358</b>	<b>47,262</b>

If applicable, in the space below please provide a description for all un-metered water use along with amounts:

- 1 Water withdrawn - Total gallons of water withdrawn from pumped sources.
- 2 Water sold - Total gallons from customer meters, and other sales such as construction water.
- 3 Water delivered (sold) to other systems - Total gallons of water delivered to other systems.
- 4 Water received (purchased) from other systems - Total gallons of water purchased/received from other systems.
- 5 Estimated authorized use - Total estimated gallons from authorized metered or unmetered use. Authorized uses such as flushing (mains, services and hydrants) draining/cleaning tanks, process, construction, fire fighting, etc. Non-authorized use (real losses) are service line breaks and leaks, water main breaks, meter inaccuracies and theft.
- 6 Enter the total purchased power costs for the power meters associated with this system.
- 7 Enter the total purchased kWh used by the power meters associated with this system.

Water Utility Plant Description			
Name of the System:	TIERRA LINDA HOA WC		
ADEQ Public Water System Number:			AZ0410411
ADWR PCC Number:	91-000514.0000		

MAINS		
Sizes (inches)	Material	Length (feet)
6.00	PVC	1,000
8.00	PVC	6,922
10.00	PVC	1,520

CUSTOMER METERS			
Size (inches)	Quantity	Percent over 1,00,000 gallons	Percent over 10 years old
5/8 X 3/4	67	64%	72%
0.75	42	5%	10%
1	1	0%	0%
2	2	100%	0%

SERVICE LINES		
Material	Percent of system	Year installed
HDPE	93%	2005
Copper	7%	2011

BOOSTER PUMPS		
Horsepower	GPM	Quantity
10	100	2
50	500	1

FIRE HYDRANTS	
Type	Quantity
Standard *	24
Other	0

STORAGE TANKS			
Capacity (gallons)	Material	Quantity	Year installed
400,000	Steel	1	2005

PRESSURE/BLADDER TANKS			
Capacity (gallons)	Material	Quantity	Year installed
5,000	Steel	1	2005

\* A standard fire hydrant has two 2.5 inch hose connection nozzles with 7.5 threads per inch, and one 4.5 inch pumper connection nozzle with 4 threads per inch.

<b>Water Utility Plant Description (Continued)</b>
--

For the following three items, list the utility owned assets in each category for each system.

<b>TREATMENT EQUIPMENT:</b>	Chlorinator
<b>STRUCTURES:</b>	8 x 24 foot conex on concrete pad
<b>OTHER:</b>	NA

**Provide a calculation used to determine the value of one water equivalent residential connection (ERC).**

Use one of the following methods:

- (a) If actual flow data are available from the preceding 12 months, divide the total annual single family residence (SFR) gallons sold by the average number of single family residence customers for the same period and divide the result by 365
- (b) If no historical flow data are available, use:  
 $ERC = ( \text{Total SFR gallons sold (Omit 000)} / 365 \text{ days} / 350 \text{ gallons per day} )$

ERC	265
Method used:	(a)

Customer and Other Information	
Name of the System:	TIERRA LINDA HOA WC
ADEQ Public Water System Number:	AZ0410411
ADWR PCC Number:	91-000514.0000

Month	Number of Customers				
	Single-Family	Multi-Family	Commercial	Turf/Irrigation	Other Non-Residential
January	103	0	0	2	0
February	103	0	0	2	0
March	103	0	0	2	0
April	103	0	0	2	0
May	103	0	0	2	0
June	103	0	0	2	0
July	105	0	0	2	0
August	106	0	0	2	0
September	106	0	0	2	0
October	108	0	0	2	0
November	108	0	0	2	0
December	109	0	0	2	0

If the system has fire hydrants, what is the fire flow requirements?  GPM for  hrs.

Does the system have chlorination treatment?

Does the Company have an ADWR Gallons Per Capita Per Day (GPCPD) requirement?   
 If yes, provide the GPCPD amount:

Is the Water Utility located in an ADWR Active Management Area (AMA)?   
 If yes, which AMA?

What is the present system connection capacity (in ERCs \*) using existing lines?

What is the future system connection capacity (in ERCs \*) upon service area buildout?

Describe any plans and estimated completion dates for any enlargements or improvements of this system.

\* an ERC is based on the calculation on the bottom of AR9 page 12.

Annual Report

Utility Shutoffs / Disconnects

12/31/19

Utility Shutoffs / Disconnects	
Name of the System:	TIERRA LINDA HOA WC
ADEQ Public Water System Number:	AZ0410411
ADWR PCC Number:	91-000514.0000

Month	Termination without Notice R14-2-410.B	Termination with Notice R14-2-410.C	Other
January	0	0	0
February	0	0	0
March	0	0	0
April	0	0	0
May	0	0	0
June	0	0	0
July	0	1	0
August	0	0	0
September	0	0	0
October	0	0	0
November	0	0	0
December	0	0	0
<b>Total</b>	<b>0</b>	<b>1</b>	<b>0</b>

Other (description):

NA
----

**Instructions:** Fill out the Grey Cells with the relevent information. Input 0 or none if there is nothing recorded in that account or there is no applicable information to report.

Property Taxes	
----------------	--

Amount of actual property taxes paid during Calendar Year 2019 was	
--	--

\$1,482
---------

If no property taxes paid, explain why.
---

NA
----

<b>Instructions:</b> Fill out the Grey Cells with the relevant information. Input 0 or none if there is nothing recorded in that account or there is no applicable information to report.
---



**Verification and Sworn Statement (Taxes)**

Verification: State of Arizona I, the undersigned of the  
(state name)

County of (county name): Pima  
Name (owner or official) title: Paul Juhl, Manager  
Company name: Tierra Linda Water Company, Inc.

DO SAY THAT THIS ANNUAL UTILITY PROPERTY TAX AND SALES TAX REPORT TO THE ARIZONA CORPORATION COMMISSION.

FOR THE YEAR ENDING: 12/31/19

HAS BEEN PREPARED UNDER MY DIRECTION, FROM THE ORIGINAL BOOKS, PAPERS AND RECORDS OF SAID UTILITY; THAT I HAVE CAREFULLY EXAMINED THE SAME, AND DECLARE THE SAME TO BE A COMPLETE AND CORRECT STATEMENT OF BUSINESS AND AFFAIRS OF SAID UTILITY FOR THE PERIOD COVERED BY THIS REPORT IN RESPECT TO EACH AND EVERY MATTER AND THING SET FORTH, TO THE BEST OF MY KNOWLEDGE, INFORMATION AND BELIEF.

Sworn Statement: I HEREBY ATTEST THAT ALL PROPERTY TAXES FOR SAID COMPANY ARE CURRENT AND PAID IN FULL.

I HEREBY ATTEST THAT ALL SALES TAXES FOR SAID COMPANY ARE CURRENT AND PAID IN FULL.

[Signature]  
signature of owner/official

(520) 623-5172  
telephone no.

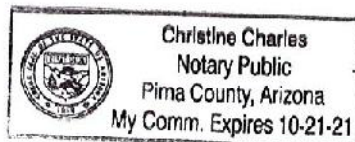
**RECEIVED  
BY EMAIL**

4/29/2020, 02:41 PM THIS  
ARIZONA CORPORATION COMMISSION  
UTILITIES DIVISION

SUBSCRIBED AND SWORN TO BEFORE ME A NOTARY PUBLIC  
IN AND FOR THE COUNTY

28 DAY OF Pima County  
April, 2020  
(month) and (year)

MY COMMISSION EXPIRES 10-21-2021  
(date)



[Signature]  
(signature of notary public)

**Verification and Sworn Statement**

**Verification:**

State of Arizona I, the undersigned of the  
(state name)

County of (county name): Pima  
Name (owner or official) title: Paul Juhl, Manager  
Company name: Tierra Linda Water Company, Inc.

DO SAY THAT THIS ANNUAL UTILITY PROPERTY TAX AND SALES TAX REPORT TO THE ARIZONA CORPORATION COMMISSION.

FOR THE YEAR ENDING: 12/31/19

HAS BEEN PREPARED UNDER MY DIRECTION, FROM THE ORIGINAL BOOKS, PAPERS AND RECORDS OF SAID UTILITY; THAT I HAVE CAREFULLY EXAMINED THE SAME, AND DECLARE THE SAME TO BE A COMPLETE AND CORRECT STATEMENT OF BUSINESS AND AFFAIRS OF SAID UTILITY FOR THE PERIOD COVERED BY THIS REPORT IN RESPECT TO EACH AND EVERY MATTER AND THING SET FORTH, TO THE BEST OF MY KNOWLEDGE, INFORMATION AND BELIEF.

**Sworn Statement:** IN ACCORDANCE WITH THE REQUIREMENTS OF TITLE 40, ARTICLE 8, SECTION 40-401, ARIZONA REVISED STATUTES, IT IS HEREIN REPORTED THAT THE GROSS OPERATING REVENUE OF SAID UTILITY DERIVED FROM ARIZONA INTRASTATE UTILITY OPERATIONS DURING THE CALENDAR YEAR WAS:

Arizona Intrastate Gross Operating Revenues Only (\$)

\$64,001

(The amount in the box above includes

\$3,786 in sales taxes  
billed or collected)

**RECEIVED  
BY EMAIL**

4/29/2020, 02:41 PM

ARIZONA CORPORATION COMMISSION  
UTILITIES DIVISION

*Paul Juhl*  
signature of owner/official

(520) 623-5172  
telephone no.

SUBSCRIBED AND SWORN TO BEFORE ME A NOTARY PUBLIC  
IN AND FOR THE COUNTY

THIS


28

DAY OF

Pima County  
(county name)  
April, 2020  
(month) and (year)

MY COMMISSION EXPIRES

10-21-21  
(date)



*Christine Charles*  
(signature of notary public)

**Verification and Sworn Statement (Residential Revenue)**

**Verification:**

State of Arizona I, the undersigned of the  
(state name)

County of (county name): Pima  
Name (owner or official) title: Paul Juhl, Manager  
Company name: Tierra Linda Water Company, Inc.

DO SAY THAT THIS ANNUAL UTILITY PROPERTY TAX AND SALES TAX REPORT TO THE ARIZONA CORPORATION COMMISSION.

FOR THE YEAR ENDING: 12/31/19

HAS BEEN PREPARED UNDER MY DIRECTION, FROM THE ORIGINAL BOOKS, PAPERS AND RECORDS OF SAID UTILITY; THAT I HAVE CAREFULLY EXAMINED THE SAME, AND DECLARE THE SAME TO BE A COMPLETE AND CORRECT STATEMENT OF BUSINESS AND AFFAIRS OF SAID UTILITY FOR THE PERIOD COVERED BY THIS REPORT IN RESPECT TO EACH AND EVERY MATTER AND THING SET FORTH, TO THE BEST OF MY KNOWLEDGE, INFORMATION AND BELIEF.

**Sworn Statement:**

IN ACCORDANCE WITH THE REQUIREMENTS OF TITLE 40, ARTICLE 8, SECTION 40-401, ARIZONA REVISED STATUTES, IT IS HEREIN REPORTED THAT THE GROSS OPERATING REVENUE OF SAID UTILITY DERIVED FROM ARIZONA INTRASTATE UTILITY OPERATIONS RECEIVED FROM RESIDENTIAL CUSTOMERS DURING THE CALENDAR YEAR WAS:

Arizona Intrastate Gross Operating Revenues Only (\$)

\$64,001

(The amount in the box above includes

\$3,786 in sales taxes

billed or collected)

**RECEIVED  
BY EMAIL**

4/29/2020, 02:41 PM

ARIZONA CORPORATION COMMISSION  
UTILITIES DIVISION

Paul Juhl  
signature of owner/official

(520) 623-5172

telephone no.

SUBSCRIBED AND SWORN TO BEFORE ME A NOTARY PUBLIC  
IN AND FOR THE COUNTY

Pima County  
(county name)

THIS

28


DAY OF

April, 2020  
(month) and (year)

MY COMMISSION EXPIRES

10-21-2021

(date)



Christine Charles  
(signature of notary public)