

**ANNUAL REPORT**

Of

Company Name: Tonto Creek Water Company, LLC  
PO Box 13993

Mailing Address: Mesa AZ  
85216

Docket No.: W-20682A  
For the Year Ended: 12/31/19

**RECEIVED  
BY EMAIL**

5/22/2020 12:35 PM  
ARIZONA CORPORATION COMMISSION  
UTILITIES DIVISION

**WATER UTILITY**

To

Arizona Corporation Commission

**Due on April 15th**

Email: rdelafuente@azcc.gov, mail or deliver the completed Annual Report to:

Arizona Corporation Commission  
Compliance Section - Utilities Division  
1200 West Washington Street  
Phoenix, Arizona 85007

Application Type: Original Filing  
Application Date: 5/22/2020

ARIZONA CORPORATION COMMISSION  
 WATER UTILITY ANNUAL REPORT  
 Tonto Creek Water Company, LLC  
 A Class  Utility

For the Calendar Year Ended: 12/31/19

Primary Address:   
 City:  State:  Zip Code:

Telephone Number:

**\*\*Please update addresses\*\***

Date of Original Organization of Utility:

Person to whom correspondence should be addressed concerning this report:

Name:   
 Telephone No. :   
 Address:   
 City:  State:  Zip Code:   
 Email:

**On-Site Manager**

Name:   
 Telephone No. :   
 Address:   
 City:  State:  Zip Code:   
 Email:

Name:   
 Telephone No. :   
 Address:   
 City:  State:  Zip Code:   
 Email:

Name:   
 Telephone No. :   
 Address:   
 City:  State:  Zip Code:   
 Email:

Name:   
 Telephone No. :   
 Address:   
 City:  State:  Zip Code:   
 Email:

Ownership:

Counties Served:

**Important changes during the year**

Yes	For those companies not subject to the affiliated interest rules, has there been a change in ownership or direct control during the year?
	If yes, please provide specific details in the box below.
	Homeowner's Association purchased utility.

No	Has the company been notified by any other regulatory authorities during the year, that they are out of compliance?
	If yes, please provide specific details in the box below.
	NA

Utility Plant in Service (Water)							
Account No.	Description	Beginning Year Original Cost	Current Year Additions	Current Year Retirements	Adjusted Original Cost	Accumulated Depreciation	OCLD (OC less AD)
301	Organization	\$400			\$400	\$0	\$400
302	Franchises				0		0
303	Land and Land Rights	6,275		6,275	0		0
304	Structures and Improvements	8,475			8,475	5,900	2,575
305	Collecting & Improving Reservoirs				0		0
306	Lake, River, Canal Intakes				0		0
307	Wells and Springs	22,500			22,500	22,500	0
308	Infiltration Galleries				0		0
309	Supply Mains				0		0
310	Power Generation Equipment				0		0
311	Pumping Equipment	5,562	4,152		9,714	5,822	3,892
320	Water Treatment Equipment	500			500	500	0
320.1	Water Treatment Plants				0		0
320.2	Solution Chemical Feeders				0		0
320.3	Point-of-Use Treatment Devices				0		0
330	Distribution Reservoirs and Standpipes				0		0
330.1	Storage Tanks	11,893			11,893	11,893	0
330.2	Pressure Tanks	11,468			11,468	11,468	0
331	Transmission and Distribution Mains	2,402			2,402	2,402	0
333	Services	11,200			11,200	9,515	1,685
334	Meters and Meter Installations	4,381			4,381	4,381	0
335	Hydrants				0		0
336	Backflow Prevention Devices				0		0
339	Other Plant and Misc. Equipment				0		0
340	Office Furniture and Equipment				0		0
340.1	Computer & Software	450		450	0	0	0
341	Transportation Equipment				0		0
342	Stores Equipment				0		0
343	Tools, Shop and Garage Equipment	661			661	528	133
344	Laboratory Equipment				0		0
345	Power Operated Equipment				0		0
346	Communication Equipment				0		0
347	Miscellaneous Equipment				0		0
348	Other Tangible Plant				0		0
	<b>Totals</b>	<b>\$86,167</b>	<b>\$4,152</b>	<b>\$6,725</b>	<b>\$83,594</b>	<b>\$74,909</b>	<b>\$8,685</b>

Depreciation Expense for the Current Year (Water)									
Account No.	Description	Beginning Year Original Cost	Current Year Additions	Current Year Retirements	Adjusted Original Cost	Fully Depreciated/Non-depreciable Plant	Depreciable Plant	Depreciation Percentages	Depreciation Expense
301	Organization	\$400	\$0	\$0	\$400	\$400	\$0		\$0
302	Franchises	0	0	0	0		0		0
303	Land and Land Rights	6,275	0	6,275	0		0		0
304	Structures and Improvements	8,475	0	0	8,475	4,000	4,475	3.33%	149
305	Collecting & Improving Reservoirs	0	0	0	0		0		0
306	Lake, River, Canal Intakes	0	0	0	0		0		0
307	Wells and Springs	22,500	0	0	22,500	22,500	0	3.33%	0
308	Infiltration Galleries	0	0	0	0		0		0
309	Supply Mains	0	0	0	0		0		0
310	Power Generation Equipment	0	0	0	0		0		0
311	Pumping Equipment	5,562	4,152	0	9,714	5,562	4,152	12.50%	260
320	Water Treatment Equipment	500	0	0	500	500	0	20.00%	0
320.1	Water Treatment Plants	0	0	0	0		0		0
320.2	Solution Chemical Feeders	0	0	0	0		0		0
320.3	Point-of-Use Treatment Devices	0	0	0	0		0		0
330	Distribution Reservoirs and Standpipes	0	0	0	0		0		0
330.1	Storage Tanks	11,893	0	0	11,893	11,893	0	2.22%	0
330.2	Pressure Tanks	11,468	0	0	11,468	11,468	0	5.00%	0
331	Transmission and Distribution Mains	2,402	0	0	2,402	2,402	0	2.00%	0
333	Services	11,200	0	0	11,200		11,200	3.33%	373
334	Meters and Meter Installations	4,381	0	0	4,381	3,256	1,125	8.33%	40
335	Hvdrants	0	0	0	0		0		0
336	Backflow Prevention Devices	0	0	0	0		0		0
339	Other Plant and Misc. Equipment	0	0	0	0		0		0
340	Office Furniture and Equipment	0	0	0	0		0		0
340.1	Computer & Software	450	0	450	0		0		0
341	Transportation Equipment	0	0	0	0		0		0
342	Stores Equipment	0	0	0	0		0		0
343	Tools, Shop and Garage Equipment	661	0	0	661		661	5.00%	33
344	Laboratory Equipment	0	0	0	0		0		0
345	Power Operated Equipment	0	0	0	0		0		0
346	Communication Equipment	0	0	0	0		0		0
347	Miscellaneous Equipment	0	0	0	0		0		0
348	Other Tangible Plant	0	0	0	0		0		0
	<b>Subtotal</b>	<b>\$86,167</b>	<b>\$4,152</b>	<b>\$6,725</b>	<b>\$83,594</b>	<b>\$61,981</b>	<b>\$21,613</b>		<b>\$855</b>

Contribution(s) in Aid of Construction (Gross)	\$0
Less: Non Amortizable Contribution(s)	
Fully Amortized Contribution(s)	
Amortizable Contribution(s)	\$0
Times: Proposed Amortization Rate	3.95%
<b>Amortization of CIAC</b>	\$0
<b>Less: Amortization of CIAC</b>	\$0
<b>DEPRECIATION EXPENSE</b>	<b>\$855</b>

<b>Balance Sheet Assets</b>				
	<b>Assets</b>		Balance at Beginning of Year (2019)	Balance at End of Year (2019)
Account No.	<b>Current and Accrued Assets</b>			
131	Cash		\$31,760	\$15,626
134	Working Funds			
135	Temporary Cash Investments			
141	Customer Accounts Receivable		(7,000)	220
146	Notes Receivable from Associated Companies			
151	Plant Material and Supplies			
162	Prepayments			
174	Miscellaneous Current and Accrued Assets			
	<b>Total Current and Accrued Assets</b>		<b>\$24,760</b>	<b>\$15,846</b>
Account No.	<b>Fixed Assets</b>			
101	Utility Plant in Service*		\$86,167	\$83,594
103	Property Held for Future Use			
105	Construction Work in Progress			
108	Accumulated Depreciation (enter as negative)*		(74,504)	(74,909)
121	Non-Utility Property			
122	Accumulated Depreciation - Non Utility			
	<b>Total Fixed Assets</b>		<b>\$11,663</b>	<b>\$8,685</b>
	<b>Total Assets</b>		<b>\$36,423</b>	<b>\$24,531</b>

\*Note these items feed automatically from AR3 UPIS Page 4

Tonto Creek Water Company, LLC  
Annual Report  
Balance Sheet Liabilities and Owners Equity

<b>Balance Sheet Liabilities and Owners Equity</b>				
	<b>Liabilities</b>		Balance at Beginning of Year (2019)	Balance at End of Year (2019)
<b>Account No.</b>	<b>Current Liabilities</b>			
231	Accounts Payable		\$11,437	\$490
232	Notes Payable (Current Portion)			
234	Notes Payable to Associated Companies			
235	Customer Deposits			
236	Accrued Taxes			265
237	Accrued Interest			
242	Miscellaneous Current and Accrued Liabilities			
	<b>Total Current Liabilities</b>		<b>\$11,437</b>	<b>\$755</b>
	<b>Long Term Debt</b>			
224	Long Term Debt (Notes and Bonds)		\$0	\$0
	<b>Deferred Credits</b>			
251	Unamortized Premium on Debt		\$0	\$0
252	Advances in Aid of Construction			
255	Accumulated Deferred Investment Tax Credits			
271	Contributions in Aid of Construction			
272	Less: Amortization of Contributions			
281	Accumulated Deferred Income Tax			
	<b>Total Deferred Credits</b>		<b>\$0</b>	<b>\$0</b>
	<b>Total Liabilities</b>		<b>\$11,437</b>	<b>\$755</b>
	<b>Capital Accounts</b>			
201	Common Stock Issued		\$0	\$0
211	Other Paid-In Capital			
215	Retained Earnings		4,544	3,334
218	Proprietary Capital (Sole Props and Partnerships)		20,442	20,442
	<b>Total Capital</b>		<b>\$24,986</b>	<b>\$23,776</b>
	<b>Total Liabilities and Capital</b>		<b>\$36,423</b>	<b>\$24,531</b>

**Note: Total liabilities and Capital must match total assets for the beginning and end of the year!**

Tonto Creek Water Company, LLC  
Annual Report  
Water Comparative Income Statement  
12/31/19

<b>Water Comparative Income Statement</b>			
Account No.	Calendar Year	Current Year 01/01/2019 - 12/31/2019	Last Year 01/01/2018 - 12/31/2018
	<b>Operating Revenue</b>		
461	Metered Water Revenue	\$25,971	\$27,631
460	Unmetered Water Revenue		
462	Fire Protection Revenue		
469	Guaranteed Revenues (Surcharges)		
471	Miscellaneous Service Revenues		
474	Other Water Revenue		
	<b>Total Revenues</b>	<b>\$25,971</b>	<b>\$27,631</b>
	<b>Operating Expenses</b>		
601	Salaries and Wages	\$0	\$0
604	Employee Pensions and Benefits		
610	Purchased Water		
615	Purchased Power	1,820	2,230
618	Chemicals		
620	Materials and Supplies		
620.1	Repairs and Maintenance	1,744	1,044
620.2	Office Supplies and Expense	1,071	906
630	Contractual Services		
631	Contractual Services - Engineering		
632	Contractual Services - Accounting	725	85
633	Contractual Services - Legal		
634	Contractual Services - Management Fees	10,005	9,600
635	Contractual Services - Water Testing	835	260
636	Contractual Services - Other	1,200	350
640	Rents	118	
641	Rental of Building/Real Property		
642	Rental of Equipment		
650	Transportation Expenses		
657	Insurance - General Liability		
657.1	Insurance - Health and Life		
665	Regulatory Commission Expense - Rate		
670	Bad Debt Expense		
675	Miscellaneous Expense	340	559
403	Depreciation Expense (From Schedule AR4)	855	649
408	Taxes Other Than Income		
408.11	Property Taxes	1,390	1,347
409	Income Taxes		
427.1	Customer Security Deposit Interest		
	<b>Total Operating Expenses</b>	<b>\$20,103</b>	<b>\$17,030</b>
	<b>Operating Income / (Loss)</b>	<b>\$5,868</b>	<b>\$10,601</b>
	<b>Other Income / (Expense)</b>		
419	Interest and Dividend Income	\$0	\$0
421	Non-Utility Income		
426	Miscellaneous Non-Utility (Expense)	(1,275)	
427	Interest (Expense)	(54)	
	<b>Total Other Income / (Expense)</b>	<b>(\$1,329)</b>	<b>\$0</b>
	<b>Net Income / (Loss)</b>	<b>\$4,539</b>	<b>\$10,601</b>



Tonto Creek Water Company, LLC  
 Annual Report  
 Full time equivalent employees  
 12/31/19

**Full time equivalent employees**

	Direct Company	Allocated	Outside service	Total
President				0.0
Vice-president				0.0
Manager				0.0
Engineering Staff				0.0
System Operator(s)			520.0	520.0
Meter reader				0.0
Customer Service				0.0
Accounting			520.0	520.0
Business Office				0.0
Rates Department				0.0
Administrative Staff				0.0
Other				0.0
<b>Total</b>	0.0	0.0	1,040.0	1,040.0

Tonto Creek Water Company, LLC  
 Annual Report  
 Supplemental Financial Data (Long-Term Debt)  
 12/31/19

<b>Supplemental Financial Data (Long-Term Debt)</b>				
	Loan #1	Loan #2	Loan #3	Loan #4
Date Issued	No loans			
Source of Loan				
ACC Decision No.				
Reason for Loan				
Dollar Amt. Issued				
Amount Outstanding				
Date of Maturity				
Interest Rate				
Current Year Interest				
Current Year Principal				

Meter Deposit Balance at Test Year End:	\$0
---	-----

Meter Deposits Refunded During the Test Year:	\$0
---	-----

***List all bonds, notes, loans, and other types of indebtedness in which the proceeds were used in the provision of public utility service. Indebtedness incurred for personal uses by the owner of the utility should not be listed. Input 0 or none if there is nothing to report for that cell.***

Well and Water Usage											
Name of the System:		TONTON CREEK WATER CO									
ADEQ Public Water System Number:		AZ0404021									
ADWR PCC Number:		91-000127.0000									
Well registry 55# (55-XXXXXX):	Pump Horsepower	Pump Yield (gpm)	Casing Depth (feet)	Casing Diameter (inches)	Pump Motor Type **	Year Drilled	Water level 2010	Water level 2019	Meter Size (inches)	How measured:	Active
55-625895	2	16	350	10	Submersible	1962	137		1.5	Metered	Yes

Name of system water delivered to:	NA
ADWR PCC Number:	#N/A
Source of water delivered to another system	

Name of system water received from:	NA
ADWR PCC Number:	#N/A
Source of water received	
Well registry 55# (55-XXXXXX):	

Month	Water withdrawn (gallons) <sup>1</sup>	Water sold (gallons) <sup>2</sup>	Water delivered (sold) to other systems (gallons) <sup>3</sup>	Water received (purchased) from other systems (gallons) <sup>4</sup>	Estimated authorized use (gallons) <sup>5</sup>	Purchased Power Expense <sup>6</sup>	Purchased Power (kWh) <sup>7</sup>
January	124,200.00	47,170.00	0.00	0.00		\$145	545
February	273,400.00	119,591.00	0.00	0.00		138	598
March	144,300.00	51,230.00	0.00	0.00		141	681
April	191,700.00	110,884.00	0.00	0.00		146	705
May	220,500.00	80,515.00	0.00	0.00		140	595
June	300,500.00	129,440.00	0.00	0.00		146	662
July	739,400.00	213,011.00	0.00	0.00		205	1,118
August	418,500.00	230,259.00	0.00	0.00		224	1,223
September	222,200.00	225,850.00	0.00	0.00		145	524
October	178,700.00	144,395.00	0.00	0.00		138	448
November	202,700.00	58,408.00	0.00	0.00		137	345
December	182,700.00	93,811.00	0.00	0.00		115	315
<b>Totals</b>	<b>3,198,800.00</b>	<b>1,504,564.00</b>	<b>0.00</b>	<b>0.00</b>	<b>0.00</b>	<b>\$1,820</b>	<b>7,759</b>

**If applicable, in the space below please provide a description for all un-metered water use along with amounts:**  
 Tonto Creek's extreme water loss in 2019 was the result of two major leaks on the system. The first leak went undetected for a long period of time because the water was draining into the creek. The second leak caused the two 15,000 gallons storage tanks to be drained and refilled several times. Additionally, there are no shut off valves on the system that allow certain sections to be shut off. Tonto Creek is currently in the process of installing shut off valves so the system can be shut off in areas where maintenance and repairs are being made from the rest of the system.

- 1 Water withdrawn - Total gallons of water withdrawn from pumped sources.
- 2 Water sold - Total gallons from customer meters, and other sales such as construction water.
- 3 Water delivered (sold) to other systems - Total gallons of water delivered to other systems.
- 4 Water received (purchased) from other systems - Total gallons of water purchased/received from other systems.
- 5 Estimated authorized use - Total estimated gallons from authorized metered or unmetered use. Authorized uses such as flushing (mains, services and hydrants) draining/cleaning tanks, process, construction, fire fighting, etc. Non-authorized use (real losses) are service line breaks and leaks, water main breaks, meter inaccuracies and theft.
- 6 Enter the total purchased power costs for the power meters associated with this system.
- 7 Enter the total purchased kWh used by the power meters associated with this system.

Water Utility Plant Description			
Name of the System:	TONTON CREEK WATER CO		
ADEQ Public Water System Number:	AZ0404021		
ADWR PCC Number:	91-000127.0000		

MAINS		
Sizes (inches)	Material	Length (feet)
1.50	Galvanized	950
1.50	PVC 40	500
2.00	Galvanized	4,900
2.00	PVC 40	800
4.00	Galvanized	4,800

CUSTOMER METERS			
Size (inches)	Quantity	Percent over 1,00,000 gallons	Percent over 10 years old
5/8 X 3/4	76	0%	90%

SERVICE LINES		
Material	Percent of system	Year installed
Galvanized steel	100%	1962

BOOSTER PUMPS		
Horsepower	GPM	Quantity
5	30	1

FIRE HYDRANTS	
Type	Quantity
Standard *	0
Other	0

STORAGE TANKS			
Capacity (gallons)	Material	Quantity	Year installed
15,000	Steel	2	2000

PRESSURE/BLADDER TANKS			
Capacity (gallons)	Material	Quantity	Year installed
2,000	Steel	1	2000

\* A standard fire hydrant has two 2.5 inch hose connection nozzles with 7.5 threads per inch, and one 4.5 inch pumper connection nozzle with 4 threads per inch.

<b>Water Utility Plant Description (Continued)</b>
--

For the following three items, list the utility owned assets in each category for each system.

<b>TREATMENT EQUIPMENT:</b>	NA
-----------------------------	----

<b>STRUCTURES:</b>	One 12 x 12 foot pump house
--------------------	-----------------------------

<b>OTHER:</b>	NA
---------------	----

**Provide a calculation used to determine the value of one water equivalent residential connection (ERC).**

Use one of the following methods:

- (a) If actual flow data are available from the preceding 12 months, divide the total annual single family residence (SFR) gallons sold by the average number of single family residence customers for the same period and divide the result by 365 days.
- (b) If no historical flow data are available, use:  
 $ERC = ( \text{Total SFR gallons sold (Omit 000)} / 365 \text{ days} / 350 \text{ gallons per day} )$

ERC	54
Method used:	(a)

Customer and Other Information	
Name of the System:	TONTO CREEK WATER CO
ADEQ Public Water System Number:	AZ0404021
ADWR PCC Number:	91-000127.0000

Month	Number of Customers				
	Single-Family	Multi-Family	Commercial	Turf/Irrigation	Other Non-Residential
January	76	0	0	0	0
February	76	0	0	0	0
March	76	0	0	0	0
April	76	0	0	0	0
May	76	0	0	0	0
June	76	0	0	0	0
July	76	0	0	0	0
August	76	0	0	0	0
September	76	0	0	0	0
October	76	0	0	0	0
November	76	0	0	0	0
December	76	0	0	0	0

If the system has fire hydrants, what is the fire flow requirements?  GPM for  hrs.

Does the system have chlorination treatment?

Does the Company have an ADWR Gallons Per Capita Per Day (GPCPD) requirement?   
 If yes, provide the GPCPD amount:

Is the Water Utility located in an ADWR Active Management Area (AMA)?   
 If yes, which AMA?

What is the present system connection capacity (in ERCs \*) using existing lines?

What is the future system connection capacity (in ERCs \*) upon service area buildout?

Describe any plans and estimated completion dates for any enlargements or improvements of this system.

\* an ERC is based on the calculation on the bottom of AR9 page 12.

Tonto Creek Water Company, LLC  
 Annual Report  
 Utility Shutoffs / Disconnects  
 12/31/19

Utility Shutoffs / Disconnects	
Name of the System:	TONTO CREEK WATER CO
ADEQ Public Water System Number:	AZ0404021
ADWR PCC Number:	91-000127.0000

Month	Termination without Notice R14-2-410.B	Termination with Notice R14-2-410.C	Other
January	0	0	0
February	0	0	0
March	0	0	0
April	0	0	0
May	0	0	0
June	0	0	0
July	0	0	0
August	0	0	0
September	0	0	0
October	0	0	0
November	0	0	0
December	0	0	0
<b>Total</b>	<b>0</b>	<b>0</b>	<b>0</b>

**Other (description):**

NA

**Instructions:** Fill out the Grey Cells with the relevent information. Input 0 or none if there is nothing recorded in that account or there is no applicable information to report.

Tonto Creek Water Company, LLC  
Annual Report  
Property Taxes  
12/31/19

**Property Taxes**

Amount of actual property taxes paid during Calendar Year 2019 was \$2,736

If no property taxes paid, explain why.

NA

**Instructions:** Fill out the Grey Cells with the relevant information. Input 0 or none if there is nothing recorded in the cell. If there is no applicable information to report, input NA.



[Redacted]

[Redacted]

hat account or

**Verification and Sworn Statement (Taxes)**

**Verification:** State of Arizona, the undersigned of the  
(state name)

County of (county name): Maricopa  
Name (owner or official) title: Theodore Preble, HOA Treasurer  
Company name: Tonto Creek Water Company, LLC

**DO SAY THAT THIS ANNUAL UTILITY PROPERTY TAX AND SALES TAX REPORT TO THE ARIZONA CORPORATION COMMISSION.**

FOR THE YEAR ENDING: 12/31/19

**HAS BEEN PREPARED UNDER MY DIRECTION, FROM THE ORIGINAL BOOKS, PAPERS AND RECORDS OF SAID UTILITY; THAT I HAVE CAREFULLY EXAMINED THE SAME, AND DECLARE THE SAME TO BE A COMPLETE AND CORRECT STATEMENT OF BUSINESS AND AFFAIRS OF SAID UTILITY FOR THE PERIOD COVERED BY THIS REPORT IN RESPECT TO EACH AND EVERY MATTER AND THING SET FORTH, TO THE BEST OF MY KNOWLEDGE, INFORMATION AND BELIEF.**

**Sworn Statement:** **I HEREBY ATTEST THAT ALL PROPERTY TAXES FOR SAID COMPANY ARE CURRENT AND PAID IN FULL.**

**I HEREBY ATTEST THAT ALL SALES TAXES FOR SAID COMPANY ARE CURRENT AND PAID IN FULL.**

**RECEIVED  
BY EMAIL**

5/01/2020, 11:34 AM  
ARIZONA CORPORATION COMMISSION  
UTILITIES DIVISION

*Theodore C. Preble*

signature of owner/official

NA

telephone no.

SUBSCRIBED AND SWORN TO BEFORE ME A NOTARY PUBLIC  
IN AND FOR THE COUNTY

THIS

28<sup>th</sup>

DAY OF

Maricopa

(county name)


April, 2020

(month) and (year)

MY COMMISSION EXPIRES

5/15/2021

(date)



*[Signature]*

(signature of notary public)

Verification and Sworn Statement

Verification:

State of Arizona I, the undersigned of the  
(state name)

County of (county name): Maricopa  
Name (owner or official) title: Theodore Preble, HOA Treasurer  
Company name: Tonto Creek Water Company, LLC

DO SAY THAT THIS ANNUAL UTILITY PROPERTY TAX AND SALES TAX REPORT TO THE ARIZONA CORPORATION COMMISSION.

FOR THE YEAR ENDING: 12/31/19

HAS BEEN PREPARED UNDER MY DIRECTION, FROM THE ORIGINAL BOOKS, PAPERS AND RECORDS OF SAID UTILITY; THAT I HAVE CAREFULLY EXAMINED THE SAME, AND DECLARE THE SAME TO BE A COMPLETE AND CORRECT STATEMENT OF BUSINESS AND AFFAIRS OF SAID UTILITY FOR THE PERIOD COVERED BY THIS REPORT IN RESPECT TO EACH AND EVERY MATTER AND THING SET FORTH, TO THE BEST OF MY KNOWLEDGE, INFORMATION AND BELIEF.

Sworn Statement: IN ACCORDANCE WITH THE REQUIREMENTS OF TITLE 40, ARTICLE 8, SECTION 40-401, ARIZONA REVISED STATUTES, IT IS HEREIN REPORTED THAT THE GROSS OPERATING REVENUE OF SAID UTILITY DERIVED FROM ARIZONA INTRASTATE UTILITY OPERATIONS DURING THE CALENDAR YEAR WAS:

Arizona Intrastate Gross Operating Revenues Only (\$)

\$27,689

(The amount in the box above includes

\$1,718 in sales taxes billed or collected)

RECEIVED  
BY EMAIL

5/01/2020, 11:34 AM  
ARIZONA CORPORATION COMMISSION  
UTILITIES DIVISION

Theodore C Preble  
signature of owner/official

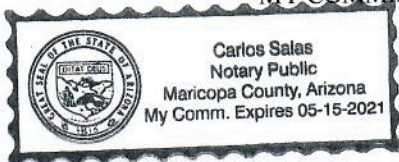
NA  
telephone no.

SUBSCRIBED AND SWORN TO BEFORE ME A NOTARY PUBLIC  
IN AND FOR THE COUNTY

THIS 28th DAY OF Maricopa (county name)  
April, 2020 (month) and (year)

MY COMMISSION EXPIRES

5/15/2021  
(date)



[Signature]  
(signature of notary public)

**Verification and Sworn Statement (Residential Revenue)**

**Verification:**

State of Arizona I, the undersigned of the  
(state name)

County of (county name): Maricopa  
Name (owner or official) title: Theodore Preble, HOA Treasurer  
Company name: Tonto Creek Water Company, LLC

DO SAY THAT THIS ANNUAL UTILITY PROPERTY TAX AND SALES TAX REPORT TO THE ARIZONA CORPORATION COMMISSION.

FOR THE YEAR ENDING: 12/31/19

HAS BEEN PREPARED UNDER MY DIRECTION, FROM THE ORIGINAL BOOKS, PAPERS AND RECORDS OF SAID UTILITY; THAT I HAVE CAREFULLY EXAMINED THE SAME, AND DECLARE THE SAME TO BE A COMPLETE AND CORRECT STATEMENT OF BUSINESS AND AFFAIRS OF SAID UTILITY FOR THE PERIOD COVERED BY THIS REPORT IN RESPECT TO EACH AND EVERY MATTER AND THING SET FORTH, TO THE BEST OF MY KNOWLEDGE, INFORMATION AND BELIEF.

**Sworn Statement:** IN ACCORDANCE WITH THE REQUIREMENTS OF TITLE 40, ARTICLE 8, SECTION 40-401, ARIZONA REVISED STATUTES, IT IS HEREIN REPORTED THAT THE GROSS OPERATING REVENUE OF SAID UTILITY DERIVED FROM ARIZONA INTRASTATE UTILITY OPERATIONS RECEIVED FROM RESIDENTIAL CUSTOMERS DURING THE CALENDAR YEAR WAS:

Arizona Intrastate Gross Operating Revenues Only (\$)

\$27,689

(The amount in the box above includes

\$1,718 in sales taxes  
billed or collected)

**RECEIVED  
BY EMAIL**

5/01/2020, 11:34 AM  
ARIZONA CORPORATION COMMISSION  
UTILITIES DIVISION

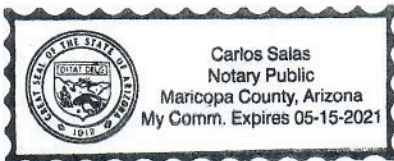
Theodore C. Preble  
signature of owner/official

NA  
telephone no.

SUBSCRIBED AND SWORN TO BEFORE ME A NOTARY PUBLIC  
IN AND FOR THE COUNTY

Maricopa  
(county name)

THIS 28<sup>th</sup> DAY OF April, 2020  
(month) and (year)



MY COMMISSION EXPIRES

5-15-2021  
(date)

[Signature]  
(signature of notary public)