

ANNUAL REPORT

Of

Company Name:
2930 E. Elm St.

Mailing Address: Phoenix AZ
85016

Docket No.: W-02148A
For the Year Ended:

**RECEIVED
BY EMAIL
7/7/2023, 3:20 PM
ARIZONA CORPORATION COMMISSION
UTILITIES DIVISION**

WATER UTILITY

To

Arizona Corporation Commission

Due on April 15th

Email: Util-Compliance@azcc.gov, mail or deliver the completed Annual Report to:
Arizona Corporation Commission
Compliance Section - Utilities Division
1200 West Washington Street
Phoenix, Arizona 85007

Application Type:
Application Date:

ARIZONA CORPORATION COMMISSION
WATER UTILITY ANNUAL REPORT
Valley View Water Company
A Class Utility

For the Calendar Year Ended: 12/31/22

Primary Address:
City: State: Zip Code:

Telephone Number:

Date of Original Organization of Utility:

Person to whom correspondence should be addressed concerning this report:

Name:
Telephone No. :
Address:
City: State: Zip Code:
Email:

Name:
Telephone No. :
Address:
City: State: Zip Code:
Email:

Name:
Telephone No. :
Address:
City: State: Zip Code:
Email:

Name:
Telephone No. :
Address:
City: State: Zip Code:
Email:

Name:
Telephone No. :
Address:
City: State: Zip Code:
Email:

Ownership:

Counties Served:

Important changes during the year
--

	For those companies not subject to the affiliated interest rules, has there been a change in ownership or direct control during the year?
	If yes, please provide specific details in the box below.
	NA

	Has the company been notified by any other regulatory authorities during the year, that they are out of compliance?
	If yes, please provide specific details in the box below.
	NA

Utility Plant in Service (Water)							
Account No.	Description	Beginning Year Original Cost	Current Year Additions	Current Year Retirements	Adjusted Original Cost	Accumulated Depreciation	OCLD (OC less AD)
301	Organization				\$0		\$0
302	Franchises				0		0
303	Land and Land Rights				0		0
304	Structures and Improvements				0		0
305	Collecting & Improving Reservoirs				0		0
306	Lake, River, Canal Intakes				0		0
307	Wells and Springs				0		0
308	Infiltration Galleries				0		0
309	Supply Mains				0		0
310	Power Generation Equipment				0		0
311	Pumping Equipment				0		0
320	Water Treatment Equipment	100,000			100,000	100,000	0
320.1	Water Treatment Plants				0		0
320.2	Solution Chemical Feeders				0		0
320.3	Point-of-Use Treatment Devices				0		0
330	Distribution Reservoirs and Standpipes	20,000			20,000	20,000	0
330.1	Storage Tanks				0		0
330.2	Pressure Tanks				0		0
331	Transmission and Distribution Mains				0		0
333	Services				0		0
334	Meters and Meter Installations				0		0
335	Hydrants				0		0
336	Backflow Prevention Devices				0		0
339	Other Plant and Misc. Equipment				0		0
340	Office Furniture and Equipment				0		0
340.1	Computer & Software				0		0
341	Transportation Equipment				0		0
342	Stores Equipment				0		0
343	Tools, Shop and Garage Equipment				0		0
344	Laboratory Equipment				0		0
345	Power Operated Equipment				0		0
346	Communication Equipment				0		0
347	Miscellaneous Equipment				0		0
348	Other Tangible Plant				0		0
	Totals	\$120,000	\$0	\$0	\$120,000	\$120,000	\$0

Valley View Water Company
Annual Report
Depreciation Expense for the Current Year (Water)
12/31/22

Depreciation Expense for the Current Year (Water)									
Account No.	Description	Beginning Year Original Cost	Current Year Additions	Current Year Retirements	Adjusted Original Cost	Fully Depreciated/Non-depreciable Plant	Depreciable Plant	Depreciation Percentages	Depreciation Expense
301	Organization	\$0	\$0	\$0	\$0	\$0	\$0	0.00%	\$0
302	Franchises	0	0	0	0	0	0	0.00%	0
303	Land and Land Rights	0	0	0	0	0	0	0.00%	0
304	Structures and Improvements	0	0	0	0	0	0	0.00%	0
305	Collecting & Improving Reservoirs	0	0	0	0	0	0	0.00%	0
306	Lake, River, Canal Intakes	0	0	0	0	0	0	0.00%	0
307	Wells and Springs	0	0	0	0	0	0	0.00%	0
308	Infiltration Galleries	0	0	0	0	0	0	0.00%	0
309	Supply Mains	0	0	0	0	0	0	0.00%	0
310	Power Generation Equipment	0	0	0	0	0	0	0.00%	0
311	Pumping Equipment	0	0	0	0	0	0	0.00%	0
320	Water Treatment Equipment	100,000	0	0	100,000	100,000	0	0.00%	0
320.1	Water Treatment Plants	0	0	0	0	0	0	0.00%	0
320.2	Solution Chemical Feeders	0	0	0	0	0	0	0.00%	0
320.3	Point-of-Use Treatment Devices	0	0	0	0	0	0	0.00%	0
330	Distribution Reservoirs and Standpipes	20,000	0	0	20,000	20,000	0	0.00%	0
330.1	Storage Tanks	0	0	0	0	0	0	0.00%	0
330.2	Pressure Tanks	0	0	0	0	0	0	0.00%	0
331	Transmission and Distribution Mains	0	0	0	0	0	0	0.00%	0
333	Services	0	0	0	0	0	0	0.00%	0
334	Meters and Meter Installations	0	0	0	0	0	0	0.00%	0
335	Hydrants	0	0	0	0	0	0	0.00%	0
336	Backflow Prevention Devices	0	0	0	0	0	0	0.00%	0
339	Other Plant and Misc. Equipment	0	0	0	0	0	0	0.00%	0
340	Office Furniture and Equipment	0	0	0	0	0	0	0.00%	0
340.1	Computer & Software	0	0	0	0	0	0	0.00%	0
341	Transportation Equipment	0	0	0	0	0	0	0.00%	0
342	Stores Equipment	0	0	0	0	0	0	0.00%	0
343	Tools, Shop and Garage Equipment	0	0	0	0	0	0	0.00%	0
344	Laboratory Equipment	0	0	0	0	0	0	0.00%	0
345	Power Operated Equipment	0	0	0	0	0	0	0.00%	0
346	Communication Equipment	0	0	0	0	0	0	0.00%	0
347	Miscellaneous Equipment	0	0	0	0	0	0	0.00%	0
348	Other Tangible Plant	0	0	0	0	0	0	0.00%	0
	Subtotal	\$120,000	\$0	\$0	\$120,000	\$120,000	\$0		\$0

Contribution(s) in Aid of Construction (Gross) \$0
Less: Non Amortizable Contribution(s) 0
Fully Amortized Contribution(s) 0
Amortizable Contribution(s) \$0
Times: Proposed Amortization Rate
Amortization of CIAC

Less: Amortization of CIAC

DEPRECIATION EXPENSE

Valley View Water Company
 Annual Report
 Balance Sheet Assets
 12/31/22

Balance Sheet Assets				
	Assets		Balance at Beginning of Year (2022)	Balance at End of Year (2022)
Account No.	Current and Accrued Assets			
131	Cash		\$18,015	\$1,226
134	Working Funds			
135	Temporary Cash Investments			
141	Customer Accounts Receivable			
146	Notes Receivable from Associated Companies			
151	Plant Material and Supplies			
162	Prepayments			
174	Miscellaneous Current and Accrued Assets			
	Total Current and Accrued Assets		\$18,015	\$1,226
Account No.	Fixed Assets			
101	Utility Plant in Service*		\$120,000	\$120,000
103	Property Held for Future Use			
105	Construction Work in Progress			
108	Accumulated Depreciation (enter as negative)*		(120,000)	(120,000)
121	Non-Utility Property			
122	Accumulated Depreciation - Non Utility			
	Total Fixed Assets		\$0	\$0
	Total Assets		\$18,015	\$1,226

*Note these items feed automatically from AR3 UPIS Page 4

Valley View Water Company
Annual Report
Balance Sheet Liabilities and Owners Equity

Balance Sheet Liabilities and Owners Equity				
	Liabilities		Balance at Beginning of Year (2022)	Balance at End of Year (2022)
Account No.	Current Liabilities			
231	Accounts Payable			
232	Notes Payable (Current Portion)			
234	Notes Payable to Associated Companies			
235	Customer Deposits			
236	Accrued Taxes			
237	Accrued Interest			
242	Miscellaneous Current and Accrued Liabilities			
	Total Current Liabilities		\$0	\$0
	Long Term Debt			
224	Long Term Debt (Notes and Bonds)			
	Deferred Credits			
251	Unamortized Premium on Debt			
252	Advances in Aid of Construction			
255	Accumulated Deferred Investment Tax Credits			
271	Contributions in Aid of Construction			
272	Less: Amortization of Contributions			
281	Accumulated Deferred Income Tax			
	Total Deferred Credits		\$0	\$0
	Total Liabilites		\$0	\$0
	Capital Accounts			
201	Common Stock Issued			
211	Other Paid-In Capital			
215	Retained Earnings		18,015	1,226
218	Proprietary Capital (Sole Props and Partnerships)			
	Total Capital		\$18,015	\$1,226
	Total Liabilities and Capital		\$18,015	\$1,226

Note: Total liabilities and Capital must match total assets for the beginning and end of the year!

Valley View Water Company
Annual Report
Water Comparative Income Statement
12/31/22

Water Comparative Income Statement			
Account No.	Calendar Year	Current Year 01/01/2022 - 12/31/2022	Last Year 01/01/2021 - 12/31/2021
	Operating Revenue		
461	Metered Water Revenue	\$0	\$0
460	Unmetered Water Revenue	0	0
462	Fire Protection Revenue	0	0
469	Guaranteed Revenues (Surcharges)	0	0
471	Miscellaneous Service Revenues	0	0
474	Other Water Revenue	28,069	23,861
	Total Revenues	\$28,069	\$23,861
	Operating Expenses		
601	Salaries and Wages	\$0	\$0
604	Employee Pensions and Benefits	0	0
610	Purchased Water	0	0
615	Purchased Power	3,735	2,950
618	Chemicals	0	0
620	Materials and Supplies	0	0
620.1	Repairs and Maintenance	20,633	4,859
620.2	Office Supplies and Expense	0	0
630	Contractual Services	0	0
631	Contractual Services - Engineering	0	0
632	Contractual Services - Accounting	4,708	1,388
633	Contractual Services - Legal	4,529	0
634	Contractual Services - Management Fees	5,000	0
635	Contractual Services - Water Testing	0	0
636	Contractual Services - Other	234	882
640	Rents	0	0
641	Rental of Building/Real Property	0	0
642	Rental of Equipment	0	0
650	Transportation Expenses	2,821	769
657	Insurance - General Liability	0	0
657.1	Insurance - Health and Life	0	0
665	Regulatory Commission Expense - Rate	0	0
670	Bad Debt Expense	0	0
675	Miscellaneous Expense	15,026	7,076
403	Depreciation Expense (From Schedule AR4)		0
408	Taxes Other Than Income	0	0
408.11	Property Taxes	1,076	348
409	Income Taxes	0	0
427.1	Customer Security Deposit Interest	0	0
	Total Operating Expenses	\$57,762	\$18,272
	Operating Income / (Loss)	(\$29,693)	\$5,589
	Other Income / (Expense)		
419	Interest and Dividend Income	\$0	\$0
421	Non-Utility Income	0	0
426	Miscellaneous Non-Utility (Expense)	0	0
427	Interest (Expense)	0	0
	Total Other Income / (Expense)	\$0	\$0
	Net Income / (Loss)	(\$29,693)	\$5,589

Full time equivalent employees

	Direct Company	Allocated	Outside service	Total
President	0.0	0.0	0.0	0.0
Vice-president	0.0	0.0	0.0	0.0
Manager	0.0	0.0	0.1	0.1
Engineering Staff	0.0	0.0	0.0	0.0
System Operator(s)	0.0	0.0	0.3	0.3
Meter reader	0.0	0.0	0.1	0.1
Customer Service	0.0	0.0	0.0	0.0
Accounting	0.0	0.0	0.1	0.1
Business Office	0.0	0.0	0.0	0.0
Rates Department	0.0	0.0	0.0	0.0
Administrative Staff	0.0	0.0	0.0	0.0
Other	0.0	0.0	0.0	0.0
Total	0.0	0.0	0.6	0.6

Valley View Water Company
 Annual Report
 Supplemental Financial Data (Long-Term Debt)
 12/31/22

Supplemental Financial Data (Long-Term Debt)				
	Loan #1	Loan #2	Loan #3	Loan #4
Date Issued	n/a	n/a	n/a	n/a
Source of Loan	0	0	0	0
ACC Decision No.	0	0	0	0
Reason for Loan	0	0	0	0
Dollar Amt. Issued	\$0	\$0	\$0	\$0
Amount Outstanding	\$0	\$0	\$0	\$0
Date of Maturity	n/a	n/a	n/a	n/a
Interest Rate	0.00%	0.00%	0.00%	0.00%
Current Year Interest	\$0	\$0	\$0	\$0
Current Year Principal	\$0	\$0	\$0	\$0

Meter Deposit Balance at Test Year End:	\$0
---	-----

Meter Deposits Refunded During the Test Year:	\$0
---	-----

List all bonds, notes, loans, and other types of indebtedness in which the proceeds were used in the provision of public utility service. Indebtedness incurred for personal uses by the owner of the utility should not be listed. Input 0 or none if there is nothing to report for that cell.

Water Utility Plant Description (Continued)
--

For the following three items, list the utility owned assets in each category for each system.

TREATMENT EQUIPMENT:	Chlorinator
-----------------------------	-------------

STRUCTURES:	well and Storage Tank
--------------------	-----------------------

OTHER:	
---------------	--

Provide a calculation used to determine the value of one water equivalent residential connection (ERC).

Use one of the following methods:

- (a) If actual flow data are available from the preceding 12 months, divide the total annual single family residence (SFR) gallons sold by the average number of single family residence customers for the same period and divide the result by
- (b) If no historical flow data are available, use:
 $ERC = (\text{Total SFR gallons sold (Omit 000)} / 365 \text{ days} / 350 \text{ gallons per day})$

ERC

Method used:

Customer and Other Information	
Name of the System:	0
ADEQ Public Water System Number:	
ADWR PCC Number:	

Month	Number of Customers				
	Single-Family	Multi-Family	Commercial	Turf/Irrigation	Other Non-Residential
January	41	0	0	0	0
February	41	0	0	0	0
March	41	0	0	0	0
April	42	0	0	0	0
May	42	0	0	0	0
June	42	0	0	0	0
July	42	0	0	0	0
August	42	0	0	0	0
September	42	0	0	0	0
October	43	0	0	0	0
November	43	0	0	0	0
December	43	0	0	0	0

If the system has fire hydrants, what is the fire flow requirements? GPM for hrs.

Does the system have chlorination treatment?

Does the Company have an ADWR Gallons Per Capita Per Day (GPCPD) requirement?
 If yes, provide the GPCPD amount:

Is the Water Utility located in an ADWR Active Management Area (AMA)?
 If yes, which AMA?

What is the present system connection capacity (in ERCs *) using existing lines?

What is the future system connection capacity (in ERCs *) upon service area buildout?

Describe any plans and estimated completion dates for any enlargements or improvements of this system.

* an ERC is based on the calculation on the bottom of AR9 page 12.

Valley View Water Company
 Annual Report
 Utility Shutoffs / Disconnects
 12/31/22

Utility Shutoffs / Disconnects	
Name of the System:	0
ADEQ Public Water System Number:	
ADWR PCC Number:	

Month	Termination without Notice R14-2-410.B	Termination with Notice R14-2-410.C	Other
January	0	0	0
February	0	0	0
March	0	0	0
April	0	0	0
May	0	0	0
June	0	0	0
July	0	0	0
August	0	0	0
September	0	0	0
October	0	0	0
November	0	0	0
December	0	0	0
Total	0	0	0

Other (description): no shutoffs during 2022

Instructions: Fill out the Grey Cells with the relevent information. Input 0 or none if there is nothing recorded in that account or there is no applicable information to report.

Property Taxes	
----------------	--

Amount of actual property taxes paid during Calendar Year 2021 was	
--	--

\$1,076

If no property taxes paid, explain why.

Property taxes listed above are for 2022. For calendar year 2021 taxes paid were \$374.94.
--

Instructions: Fill out the Grey Cells with the relevant information. Input 0 or none if there is nothing recorded in that account or there is no applicable information to report.

Verification and Sworn Statement (Taxes)

Verification: State of Arizona I, the undersigned of the
(state name)

County of (county name): Maricopa
Name (owner or official) title: Charles H Keating III
Company name: Valley View Water Company

DO SAY THAT THIS ANNUAL UTILITY PROPERTY TAX AND SALES TAX REPORT TO THE ARIZONA CORPORATION COMMISSION.

FOR THE YEAR ENDING: 12/31/22

HAS BEEN PREPARED UNDER MY DIRECTION, FROM THE ORIGINAL BOOKS, PAPERS AND RECORDS OF SAID UTILITY; THAT I HAVE CAREFULLY EXAMINED THE SAME, AND DECLARE THE SAME TO BE A COMPLETE AND CORRECT STATEMENT OF BUSINESS AND AFFAIRS OF SAID UTILITY FOR THE PERIOD COVERED BY THIS REPORT IN RESPECT TO EACH AND EVERY MATTER AND THING SET FORTH, TO THE BEST OF MY KNOWLEDGE, INFORMATION AND BELIEF.

Sworn Statement:

[Redacted Sworn Statement]

[Redacted Sworn Statement]

Charles H Keating III

signature of owner/official

602 501-6652

telephone no.

SUBSCRIBED AND SWORN TO BEFORE ME A NOTARY PUBLIC
IN AND FOR THE COUNTY

SAN DIEGO

THIS

06TH

DAY OF

July, 2023

(county name)

(month) and (year)


MY COMMISSION EXPIRES

01/24/2024

(date)

Thuy Nguyen

(signature of notary public)



Verification and Sworn Statement

Verification:

State of Arizona I, the undersigned of the
(state name)
County of (county name): Maricopa
Name (owner or official) title: Charles H Keating III
Company name: Valley View Water Company

DO SAY THAT THIS ANNUAL UTILITY PROPERTY TAX AND SALES TAX REPORT TO THE ARIZONA CORPORATION COMMISSION.

FOR THE YEAR ENDING: 12/31/22

HAS BEEN PREPARED UNDER MY DIRECTION, FROM THE ORIGINAL BOOKS, PAPERS AND RECORDS OF SAID UTILITY; THAT I HAVE CAREFULLY EXAMINED THE SAME, AND DECLARE THE SAME TO BE A COMPLETE AND CORRECT STATEMENT OF BUSINESS AND AFFAIRS OF SAID UTILITY FOR THE PERIOD COVERED BY THIS REPORT IN RESPECT TO EACH AND EVERY MATTER AND THING SET FORTH, TO THE BEST OF MY KNOWLEDGE, INFORMATION AND BELIEF.

Sworn Statement:

IN ACCORDANCE WITH THE REQUIREMENTS OF TITLE 40, ARTICLE 8, SECTION 40-401, ARIZONA REVISED STATUTES, IT IS HEREIN REPORTED THAT THE GROSS OPERATING REVENUE OF SAID UTILITY DERIVED FROM ARIZONA INTRASTATE UTILITY OPERATIONS DURING THE CALENDAR YEAR WAS:

Arizona Intrastate Gross Operating Revenues Only (\$)
\$28,069
(The amount in the box above includes
\$0 in sales taxes
billed or collected)

Charles Keating III

signature of owner/official

602 501-6652

telephone no.

SUBSCRIBED AND SWORN TO BEFORE ME A NOTARY PUBLIC
IN AND FOR THE COUNTY

SAN DIEGO

(county name)

THIS

06TH

DAY OF


July, 2023

(month) and (year)

MY COMMISSION EXPIRES

01/24/2024

(date)



Thuy Nguyen

(signature of notary public)

Verification and Sworn Statement (Residential Revenue)

Verification:

State of Arizona I, the undersigned of the
(state name)

County of (county name): Maricopa
Name (owner or official) title: Charles H Keating III
Company name: Valley View Water Company

DO SAY THAT THIS ANNUAL UTILITY PROPERTY TAX AND SALES TAX REPORT TO THE ARIZONA CORPORATION COMMISSION.

FOR THE YEAR ENDING: 12/31/22

HAS BEEN PREPARED UNDER MY DIRECTION, FROM THE ORIGINAL BOOKS, PAPERS AND RECORDS OF SAID UTILITY; THAT I HAVE CAREFULLY EXAMINED THE SAME, AND DECLARE THE SAME TO BE A COMPLETE AND CORRECT STATEMENT OF BUSINESS AND AFFAIRS OF SAID UTILITY FOR THE PERIOD COVERED BY THIS REPORT IN RESPECT TO EACH AND EVERY MATTER AND THING SET FORTH, TO THE BEST OF MY KNOWLEDGE, INFORMATION AND BELIEF.

Sworn Statement:

IN ACCORDANCE WITH THE REQUIREMENTS OF TITLE 40, ARTICLE 8, SECTION 40-401, ARIZONA REVISED STATUTES, IT IS HEREIN REPORTED THAT THE GROSS OPERATING REVENUE OF SAID UTILITY DERIVED FROM ARIZONA INTRASTATE UTILITY OPERATIONS RECEIVED FROM RESIDENTIAL CUSTOMERS DURING THE CALENDAR YEAR WAS:

Arizona Intrastate Gross Operating Revenues Only (\$)

\$28,069

(The amount in the box above includes
\$0 in sales taxes
billed or collected)


Charles Keating III
signature of owner/official

602 501-6652
telephone no.

SUBSCRIBED AND SWORN TO BEFORE ME A NOTARY PUBLIC
IN AND FOR THE COUNTY SAN DIEGO
(county name)

THIS 06TH DAY OF July, 2023
(month) and (year)

MY COMMISSION EXPIRES 01/24/2024
(date)



Thuy Nguyen
(signature of notary public)

Valley View Water Company
Annual Report
for Income Tax Statement of Certification
12/31/22

for Income Tax Statement of Certification

Verification:

State of Arizona I, the undersigned of the
(state name)

County of (county name): Maricopa
Name (owner or official) title: Charles H Keating III
Company name: Valley View Water Company

FOR THE YEAR ENDING: 12/31/22

Sworn Statement:

IN ACCORDANCE WITH THE REQUIREMENTS OF DECISION NO. 77084, BECAUSE THE UTILITY REQUIRES THE GROSS UP OF ADVANCES AND CONTRIBUTIONS, I HEREBY STATE THAT THE UTILITY A NET INCREASE IN CURRENT INCOME TAX EXPENSE OR A DECREASE IN DEFERRED TAX ASSET FOR A CARRY FORWARD ACCORDING TO GAAP IN AN AMOUNT EQUAL TO OR GREATER THAN THE AMOUNT OF THE REQUIRED GROSS UP PAID BY DEVELOPERS IN THE PERIOD COVERED BY THIS ANNUAL REPORT.

Charles Keating III

signature of owner/official

602 501-6652

telephone no.

SUBSCRIBED AND SWORN TO BEFORE ME A NOTARY PUBLIC
IN AND FOR THE COUNTY

SAN DIEGO

(county name)

THIS

06TH

DAY OF

July, 2023

(month) and (year)

MY COMMISSION EXPIRES

01/24/2024

(date)

Thuy Nguyen

(signature of notary public)

