

ANNUAL REPORT

Of

Company Name:
c/o Walton Global Holdings
Mailing Address: 14614 N. Kierland Blvd., Ste. 120
Scottsdale AZ
85254
Docket No.: W-04264A
For the Year Ended:

RECEIVED
DEC 05 2019
ARIZONA CORP COMMISSION
UTILITIES DIVISION - DIRECTOR'S OFFICE

WATER UTILITY

To

Arizona Corporation Commission

Due on April 15th

Email: rdelafuente@azcc.gov, mail or deliver the completed Annual Report to:
Arizona Corporation Commission
Compliance Section - Utilities Division
1200 West Washington Street
Phoenix, Arizona 85007

Application Type:
Application Date:

12-5-19

ARIZONA CORPORATION COMMISSION
WATER UTILITIY ANNUAL REPORT
Woodruff Water Company, Inc.
A Class E Utility

1. For the Calendar Year Ended:

2. Address:
City: State: Zip Code:

3. Telephone Number:

4. Date of Original Organization of Utility:

5. Person to whom correspondence should be addressed concerning this report:

Name:
Telephone No. :
Address:
City: State: Zip Code:
Email:

6. On-Site Manager:

Name:
Telephone No. :
Address:
City: State: Zip Code:
Email:

7. Ownership:

8. Counties Served:

Utility Plant in Service (Water)							
Account No.	Description	Beginning Year Original Cost	Current Year Additions	Current Year Retirements	Adjusted Original Cost	Accumulated Depreciation	OCLD (OC less AD)
301	Organization	\$9,323	\$0	\$0	\$9,323	\$0	\$9,323
302	Franchises	408,964	0	0	408,964	0	408,964
303	Land and Land Rights	1,821	0	0	1,821	0	1,821
304	Structures and Improvements	26,230	0	0	26,230	2,622	23,608
305	Collecting & Improving Reservoirs	0	0	0	0	0	0
306	Lake, River, Canal Intakes	0	0	0	0	0	0
307	Wells and Springs	1,104	0	0	1,104	93	1,011
308	Infiltration Galleries	0	0	0	0	0	0
309	Supply Mains	0	0	0	0	0	0
310	Power Generation Equipment	0	0	0	0	0	0
311	Pumping Equipment	0	0	0	0	0	0
320	Water Treatment Equipment	0	0	0	0	0	0
320.1	Water Treatment Plants	0	0	0	0	0	0
320.2	Solution Chemical Feeders	0	0	0	0	0	0
320.3	Point-of-Use Treatment Devices	0	0	0	0	0	0
330	Distribution Reservoirs and Standpipes	0	0	0	0	0	0
330.1	Storage Tanks	0	0	0	0	0	0
330.2	Pressure Tanks	0	0	0	0	0	0
331	Transmission and Distribution Mains	5,991	0	0	5,991	300	5,691
333	Services	0	0	0	0	0	0
334	Meters and Meter Installations	577	0	0	577	120	457
335	Hydrants	0	0	0	0	0	0
336	Backflow Prevention Devices	0	0	0	0	0	0
339	Other Plant and Misc. Equipment	0	0	0	0	0	0
340	Office Furniture and Equipment	0	0	0	0	0	0
340.1	Computer & Software	0	0	0	0	0	0
341	Transportation Equipment	0	0	0	0	0	0
342	Stores Equipment	0	0	0	0	0	0
343	Tools, Shop and Garage Equipment	0	0	0	0	0	0
344	Laboratory Equipment	0	0	0	0	0	0
345	Power Operated Equipment	0	0	0	0	0	0
346	Communication Equipment	0	0	0	0	0	0
347	Miscellaneous Equipment	0	0	0	0	0	0
348	Other Tangible Plant	0	0	0	0	0	0
	Totals	\$454,010	\$0	\$0	\$454,010	\$3,135	\$450,875

Instructions: Fill out the Grey Cells with the relevant information. Input 0 or none if there is nothing recorded in that account or there is no applicable information to report.

Woodruff Water Company, Inc.
Annual Report
Depreciation Expense for the Current Year (Water)
12/31/18

Depreciation Expense for the Current Year (Water)								
Account No.	Description	Beginning Year Original Cost	Current Year Additions	Current Year Retirements	Adjusted Original Cost	Fully Depreciated/Non-depreciable Plant	Depreciation Percentages	Depreciation Expense
301	Organization	\$9,323	\$0	\$0	\$9,323	\$0	0.00%	\$0
302	Franchises	408,964	0	0	408,964	\$0	0.00%	0
303	Land and Land Rights	1,821	0	0	1,821	\$0	0.00%	0
304	Structures and Improvements	26,230	0	0	26,230	\$0	3.33%	873
305	Collecting & Improving Reservoirs	0	0	0	0	\$0	0.00%	0
306	Lake, River, Canal Intakes	0	0	0	0	\$0	0.00%	0
307	Wells and Springs	1,104	0	0	1,104	\$0	3.33%	37
308	Infiltration Galleries	0	0	0	0	\$0	0.00%	0
309	Supply Mains	0	0	0	0	\$0	0.00%	0
310	Power Generation Equipment	0	0	0	0	\$0	0.00%	0
311	Pumping Equipment	0	0	0	0	\$0	0.00%	0
320	Water Treatment Equipment	0	0	0	0	\$0	0.00%	0
320.1	Water Treatment Plants	0	0	0	0	\$0	0.00%	0
320.2	Solution Chemical Feeders	0	0	0	0	\$0	0.00%	0
320.3	Point-of-Use Treatment Devices	0	0	0	0	\$0	0.00%	0
330	Distribution Reservoirs and Standpipes	0	0	0	0	\$0	0.00%	0
330.1	Storage Tanks	0	0	0	0	\$0	0.00%	0
330.2	Pressure Tanks	0	0	0	0	\$0	0.00%	0
331	Transmission and Distribution Mains	5,991	0	0	5,991	\$0	2.00%	120
333	Services	0	0	0	0	\$0	0.00%	0
334	Meters and Meter Installations	577	0	0	577	\$0	8.33%	48
335	Hydrants	0	0	0	0	\$0	0.00%	0
336	Backflow Prevention Devices	0	0	0	0	\$0	0.00%	0
339	Other Plant and Misc. Equipment	0	0	0	0	\$0	0.00%	0
340	Office Furniture and Equipment	0	0	0	0	\$0	0.00%	0
340.1	Computer & Software	0	0	0	0	\$0	0.00%	0
341	Transportation Equipment	0	0	0	0	\$0	0.00%	0
342	Stores Equipment	0	0	0	0	\$0	0.00%	0
343	Tools, Shop and Garage Equipment	0	0	0	0	\$0	0.00%	0
344	Laboratory Equipment	0	0	0	0	\$0	0.00%	0
345	Power Operated Equipment	0	0	0	0	\$0	0.00%	0
346	Communication Equipment	0	0	0	0	\$0	0.00%	0
347	Miscellaneous Equipment	0	0	0	0	\$0	0.00%	0
348	Other Tangible Plant	0	0	0	0	\$0	0.00%	0
	Subtotal	\$454,010	\$0	\$0	\$454,010	\$0		\$1,078

Contribution(s) in Aid of Construction (Gross) \$0
Less: Non Amortizable Contribution(s) 0
Fully Amortized Contribution(s) 0
Amortizable Contribution(s) \$0
Times: Proposed Amortization Rate 0.24%
Amortization of CIAC \$0

Less: Amortization of CIAC

DEPRECIATION EXPENSE

Instructions: Fill out the Grey Cells with the relevant information. Input 0 or none if there is nothing recorded in that account or there is no applicable information to report.

Woodruff Water Company, Inc.
 Annual Report
 Balance Sheet Assets
 12/31/18

Balance Sheet Assets				
	Assets		Balance at Beginning of Year (2018)	Balance at End of Year (2018)
Account No.	Current and Accrued Assets			
131	Cash		\$912	\$912
134	Working Funds			
135	Temporary Cash Investments			
141	Customer Accounts Receivable		0	0
146	Notes Receivable from Associated Companies			
151	Plant Material and Supplies			
162	Prepayments			
174	Miscellaneous Current and Accrued Assets			
	Total Current and Accrued Assets		\$912	\$912
Account No.	Fixed Assets			
101	Utility Plant in Service*		\$454,010	\$454,010
103	Property Held for Future Use			
105	Construction Work in Progress			
108	Accumulated Depreciation (enter as negative)*		(3,135)	(3,135)
121	Non-Utility Property		922,665	922,665
122	Accumulated Depreciation - Non Utility		(27,234)	(27,234)
	Total Fixed Assets		\$1,346,306	\$1,346,306
	Total Assets		\$1,347,218	\$1,347,218

Instructions: Fill out the Grey Cells with the relevant information. Input 0 or none if there is nothing recorded in that account or there is no applicable information to report.

*Note these items feed automatically from AR3 UPIS Page 3

Woodruff Water Company, Inc.
Annual Report
Balance Sheet Liabilities and Owners Equity

Balance Sheet Liabilities and Owners Equity				
	Liabilities		Balance at Beginning of Year (2018)	Balance at End of Year (2018)
Account No.	Current Liabilities			
231	Accounts Payable		\$0	\$0
232	Notes Payable (Current Portion)		0	0
234	Notes Payable to Associated Companies		0	0
235	Customer Deposits		0	0
236	Accrued Taxes		0	0
237	Accrued Interest		0	0
242	Miscellaneous Current and Accrued Liabilities		0	0
	Total Current Liabilities		\$0	\$0
	Long Term Debt			
224	Long Term Debt (Notes and Bonds)		\$0	\$0
	Deferred Credits			
251	Unamortized Premium on Debt		\$0	\$0
252	Advances in Aid of Construction		0	0
255	Accumulated Deferred Investment Tax Credits		0	0
271	Contributions in Aid of Construction		0	0
272	Less: Amortization of Contributions		0	0
281	Accumulated Deferred Income Tax		0	0
	Total Deferred Credits		\$0	\$0
	Total Liabilites		\$0	\$0
	Capital Accounts			
201	Common Stock Issued		\$0	\$0
211	Other Paid-In Capital		1,656,640	1,656,640
215	Retained Earnings		(309,422)	(309,422)
218	Proprietary Capital (Sole Props and Partnerships)		0	0
	Total Capital		\$1,347,218	\$1,347,218
	Total Liabilities and Capital		\$1,347,218	\$1,347,218

Instructions: Fill out the Grey Cells with the relevant information. Input 0 or none if there is nothing recorded in that account or there is no applicable information to report.

Note: Total liabilities and Capital must match total assets for the beginning and end of the year!

Water Comparative Income Statement			
Account No.	Calendar Year	Current Year 01/01/2018 - 12/31/2018	Last Year 01/01/2017 - 12/31/2017
	Operating Revenue		
461	Metered Water Revenue	\$0	\$0
460	Unmetered Water Revenue	0	0
462	Fire Protection Revenue	0	0
469	Guaranteed Revenues (Surcharges)	0	0
471	Miscellaneous Service Revenues	0	0
474	Other Water Revenue	0	0
	Total Revenues	\$0	\$0
	Operating Expenses		
601	Salaries and Wages	\$0	\$0
604	Employee Pensions and Benefits	0	0
610	Purchased Water	0	0
615	Purchased Power	0	0
618	Chemicals	0	0
620	Materials and Supplies	0	0
620.1	Repairs and Maintenance	0	0
620.2	Office Supplies and Expense	0	0
630	Contractual Services	0	0
631	Contractual Services -Engineering	0	0
632	Contractual Services - Accounting	0	0
633	Contractual Services - Legal	0	0
634	Contractual Services - Management Fees	0	0
635	Contractual Services - Water Testing	0	0
636	Contractual Services - Other	0	0
640	Rents	0	0
641	Rental of Building/Real Property	0	0
642	Rental of Equipment	0	0
650	Transportation Expenses	0	0
657	Insurance - General Liability	0	0
657.1	Insurance - Health and Life	0	0
665	Regulatory Commission Expense - Rate	0	0
670	Bad Debt Expense	0	0
675	Miscellaneous Expense	0	0
403	Depreciation Expense (From Schedule AR4)	1,078	1,078
408	Taxes Other Than Income	0	0
408.11	Property Taxes	0	0
409	Income Taxes	0	0
427.1	Customer Security Deposit Interest	0	0
	Total Operating Expenses	\$1,078	\$1,078
	Operating Income / (Loss)	(\$1,078)	(\$1,078)
	Other Income / (Expense)		
419	Interest and Dividend Income	\$0	\$0
421	Non-Utility Income	0	0
426	Miscellaneous Non-Utility (Expense)	0	0
427	Interest (Expense)	0	0
	Total Other Income / (Expense)	\$0	\$0
	Net Income / (Loss)	(\$1,078)	(\$1,078)

Instructions: Fill out the Grey Cells with the relevant information. Input 0 or none if there is nothing recorded in that account or there is no applicable information to report.

Full time equivalent employees

	Direct Company	Outside service	Total
President	0.0	0.0	0.0
Vice-president	0.0	0.0	0.0
Manager	0.0	0.0	0.0
Engineering Staff	0.0	0.0	0.0
System Operator(s)	0.0	0.0	0.0
Meter reader	0.0	0.0	0.0
Customer Service	0.0	0.0	0.0
Accounting	0.0	0.0	0.0
Business Office	0.0	0.0	0.0
Rates Department	0.0	0.0	0.0
Administrative Staff	0.0	1.0	1.0
Other			0.0
Total	0.0	1.0	1.0

Instructions: Fill out the Grey Cells with the relevant information. Input 0 or none if there is nothing recorded in that account or there is no applicable information to report. A full-time employee is based on 2080 total hours per year. Please calculate partial employees using 2080 hours.

Supplemental Financial Data (Long-Term Debt)				
	Loan #1	Loan #2	Loan #3	Loan #4
Date Issued	N/A	N/A	N/A	N/A
Source of Loan	N/A	N/A	N/A	N/A
ACC Decision No.	N/A	N/A	N/A	N/A
Reason for Loan	N/A	N/A	N/A	N/A
Dollar Amt. Issued	N/A	N/A	N/A	N/A
Amount Outstanding	N/A	N/A	N/A	N/A
Date of Maturity	N/A	N/A	N/A	N/A
Interest Rate	N/A	N/A	N/A	N/A
Current Year Interest	N/A	N/A	N/A	N/A
Current Year Principal	N/A	N/A	N/A	N/A

Meter Deposit Balance at Test Year End:	\$0
-----------------------------------------	-----

Meter Deposits Refunded During the Test Year:	\$0
-----------------------------------------------	-----

List all bonds, notes, loans, and other types of indebtedness in which the proceeds were used in the provision of public utility service. Indebtedness incurred for personal uses by the owner of the utility should not be listed. Input 0 or none if there is nothing to report for that cell.

Well and Water Usage									
Name of the System:									
ADEQ Public Water System Number:									
ADWR PCC Number:									
Well registry 55# (55-XXXXXX):	Pump Horsepower	Pump Yield (gpm)	Casing Depth (feet)	Casing Diameter (inches)	Pump Motor Type **	Year Drilled	Meter Size (inches)	How measured:	Active
55-621828	250	1,760	1,230	16"		1963	10"		
55-215421			1,120	18"		2007			

Name of system water delivered to:	
ADWR PCC Number:	
Source of water delivered to another system	
Name of system water received from:	
ADWR PCC Number:	
Source of water received	
Well registry 55# (55-XXXXXX):	

Month	Water withdrawn (acre ft) ¹	Water sold (acre ft) ²	Water delivered (sold) to other systems (acre ft) ³	Water received (purchased) from other systems (acre ft) ⁴	Estimated authorized use (acre ft) ⁵	Purchased Power Expense ⁶	Purchased Power (kWh) ⁷
January	0	0	0	0	0	\$0	0
February	0	0	0	0	0	\$0	0
March	0	0	0	0	0	\$0	0
April	0	0	0	0	0	\$0	0
May	0	0	0	0	0	\$0	0
June	0	0	0	0	0	\$0	0
July	0	0	0	0	0	\$0	0
August	0	0	0	0	0	\$0	0
September	0	0	0	0	0	\$0	0
October	0	0	0	0	9	\$0	0
November	0	0	0	0	0	\$0	0
December	0	0	0	0	0	\$0	0
Totals	1	0	0	0	9	\$0	0

If applicable, in the space below please provide a description for all un-metered water use along with amounts

Instructions: Fill out the Grey Cells with the relevant information. Input 0 or none if there is nothing recorded in that account or there is no applicable information to report

1 Water withdrawn - Total acre feet of water withdrawn from pumped sources.
 2 Water sold - Total acre feet from customer meters, and other sales such as construction water.
 3 Water delivered (sold) to other systems - Total acre feet of water delivered to other systems.
 4 Water received (purchased) from other systems - Total acre feet of water purchased/received from other systems.
 5 Estimated authorized use - Total estimated acre feet from authorized metered or unmetered use. Authorized uses such as flushing (mains, services and hydrants) draining/cleaning tanks process, construction, fire fighting, etc. Non-authorized use (real losses) are service line breaks and leaks, water main breaks, meter inaccuracies and theft.
 6 Enter the total purchased power costs for the power meters associated with this system.
 7 Enter the total purchased kWh used by the power meters associated with this system.

Water Utility Plant Description

Name of the System:	0
ADEQ Public Water System Number:	
ADWR PCC Number:	

MAINS		
Sizes (inches)	Material	Length (feet)
2.00	PVC	1,560
3.00		
4.00	PVC	350
5.00		
6.00		
8.00		
10.00		
12.00	PVC	1,250
15.00	PVC	1,385

CUSTOMER METERS	
Size (inches)	Quantity
5/8 X 3/4	0
0.75	4
1	0
1.5	0
Compound 2	0
Turbine 2	0
Compound 3	0
Turbine 3	0
Compound 4	0
Turbine 5	0
Compound 6	0
Turbine 6	0

SERVICE LINES	
Material	Percent of system

BOOSTER PUMPS		
Horsepower	GPM	Quantity
N/A	N/A	N/A

FIRE HYDRANTS	
Type	Quantity
Standard *	0
Other	0

STORAGE TANKS		
Capacity (gallons)	Material	Quantity
N/A	N/A	N/A

PRESSURE/BLADDER TANKS		
Capacity (gallons)	Material	Quantity
1,000		1
20,000		1

Instructions: Fill out the Grey Cells with the relevant information. Input 0 or none if there is nothing recorded in that account or there is no applicable information to report. Copy and paste this sheet as many times as is necessary

* A standard fire hydrant has two 2.5 inch hose connection nozzles with 7.5 threads per inch, and one 4.5 inch pumper connection nozzle with 4 threads per inch.

Water Utility Plant Description (Continued)

For the following three items, list the utility owned assets in each category for each system.

TREATMENT EQUIPMENT:	None
-----------------------------	------

STRUCTURES:	None
--------------------	------

OTHER:	None
---------------	------

Customer and Other Information	
Name of the System:	0
ADEQ Public Water System Number:	
ADWR PCC Number:	

Month	Number of Customers				
	Single-Family	Multi-Family	Commercial	Turf/Irrigation	Other Non-Residential
January	2	0	0	0	1
February	2	0	0	0	1
March	2	0	0	0	1
April	2	0	0	0	1
May	2	0	0	0	1
June	2	0	0	0	1
July	2	0	0	0	1
August	2	0	0	0	1
September	2	0	0	0	1
October	2	0	0	0	1
November	2	0	0	0	1
December	2	0	0	0	1

If the system has fire hydrants, what is the fire flow requirements? GPM for hrs.

Does the system have chlorination treatment?

Does the Company have an ADWR Gallons Per Capita Per Day (GPCPD) requirement?

If yes, provide the GPCPD amount:

Is the Water Utility located in an ADWR Active Management Area (AMA)?
 If yes, which AMA?

Instructions: Fill out the Grey Cells with the relevant information. Input 0 or none if there is nothing recorded in that account or there is no applicable information to report. Copy and paste this sheet as many times as is necessary

Property Taxes

Amount of actual property taxes paid during Calendar Year 2018 was

\$372

If no property taxes paid, explain why.

Grey cell for explanation of no property taxes paid.

Instructions: Fill out the Grey Cells with the relevant information. Input 0 or none if there is nothing recorded in that account or there is no applicable information to report.

Woodruff Water Company, Inc.
Annual Report
Verification and Sworn Statement (Taxes)
12/31/18

RECEIVED
DEC 05 2019
ARIZONA CORP COMMISSION
UTILITIES DIVISION - DIRECTOR'S OFFICE

Verification and Sworn Statement (Taxes)

Verification: State of Arizona I, the undersigned of the
(state name)

County of (county name): Maricopa
Name (owner or official) title: Todd Woodhead, Vice President
Company name: Woodruff Water Company, Inc.

DO SAY THAT THIS ANNUAL UTILITY PROPERTY TAX AND SALES TAX REPORT TO THE ARIZONA CORPORATION COMMISSION.

FOR THE YEAR ENDING: 12/31/18

HAS BEEN PREPARED UNDER MY DIRECTION, FROM THE ORIGINAL BOOKS, PAPERS AND RECORDS OF SAID UTILITY; THAT I HAVE CAREFULLY EXAMINED THE SAME, AND DECLARE THE SAME TO BE A COMPLETE AND CORRECT STATEMENT OF BUSINESS AND AFFAIRS OF SAID UTILITY FOR THE PERIOD COVERED BY THIS REPORT IN RESPECT TO EACH AND EVERY MATTER AND THING SET FORTH, TO THE BEST OF MY KNOWLEDGE, INFORMATION AND BELIEF.

Sworn Statement: I HEREBY ATTEST THAT ALL PROPERTY TAXES FOR SAID COMPANY ARE CURRENT AND PAID IN FULL.

I HEREBY ATTEST THAT ALL SALES TAXES FOR SAID COMPANY ARE CURRENT AND PAID IN FULL.


Todd Woodhead
VICE PRESIDENT signature of owner/official

(480) 586-9258
telephone no.

SUBSCRIBED AND SWORN TO BEFORE ME A NOTARY PUBLIC
IN AND FOR THE COUNTY MARICOPA

THIS 5th DAY OF DECEMBER, 2019
(month) and (year)

MY COMMISSION EXPIRES 7-6-2020
(date)



Hector Meza
(signature of notary public)

RECEIVED

DEC 05 2019

ARIZONA CORP COMMISSION
UTILITIES DIVISION - DIRECTOR'S OFFICE

Verification and Sworn Statement

Verification:

State of Arizona I, the undersigned of the
(state name)

County of (county name): Maricopa
Name (owner or official) title: Todd Woodhead, Vice President

Company name: Woodruff Water Company, Inc.

DO SAY THAT THIS ANNUAL UTILITY PROPERTY TAX AND SALES TAX REPORT TO THE ARIZONA CORPORATION COMMISSION.

FOR THE YEAR ENDING: 12/31/18

HAS BEEN PREPARED UNDER MY DIRECTION, FROM THE ORIGINAL BOOKS, PAPERS AND RECORDS OF SAID UTILITY; THAT I HAVE CAREFULLY EXAMINED THE SAME, AND DECLARE THE SAME TO BE A COMPLETE AND CORRECT STATEMENT OF BUSINESS AND AFFAIRS OF SAID UTILITY FOR THE PERIOD COVERED BY THIS REPORT IN RESPECT TO EACH AND EVERY MATTER AND THING SET FORTH, TO THE BEST OF MY KNOWLEDGE, INFORMATION AND BELIEF.

Sworn Statement: IN ACCORDANCE WITH THE REQUIREMENTS OF TITLE 40, ARTICLE 8, SECTION 40-401, ARIZONA REVISED STATUTES, IT IS HEREIN REPORTED THAT THE GROSS OPERATING REVENUE OF SAID UTILITY DERIVED FROM ARIZONA INTRASTATE UTILITY OPERATIONS DURING THE CALENDAR YEAR WAS:

Arizona Intrastate Gross Operating Revenues Only (\$)

\$0

(The amount in the box above includes

\$0 in sales taxes

billed or collected)

Todd Woodhead
Vice President signature of owner/official

(480) 586-9258


telephone no.

SUBSCRIBED AND SWORN TO BEFORE ME A NOTARY PUBLIC
IN AND FOR THE COUNTY MARICOPA

THIS 5th DAY OF DECEMBER, 2019
(month) and (year)

MY COMMISSION EXPIRES

7-6-2020
(date)



Hector Meza
(signature of notary public)

Verification and Sworn Statement (Residential Revenue)

Verification:

State of Arizona I, the undersigned of the
(state name)

County of (county name): Maricopa
Name (owner or official) title: Todd Woodhead, Vice President
Company name: Woodruff Water Company, Inc.

RECEIVED
DEC 05 2019
ARIZONA CORP COMMISSION
UTILITIES DIVISION - DIRECTOR'S OFFICE

DO SAY THAT THIS ANNUAL UTILITY PROPERTY TAX AND SALES TAX REPORT TO THE ARIZONA CORPORATION COMMISSION.

FOR THE YEAR ENDING: 12/31/18

HAS BEEN PREPARED UNDER MY DIRECTION, FROM THE ORIGINAL BOOKS, PAPERS AND RECORDS OF SAID UTILITY; THAT I HAVE CAREFULLY EXAMINED THE SAME, AND DECLARE THE SAME TO BE A COMPLETE AND CORRECT STATEMENT OF BUSINESS AND AFFAIRS OF SAID UTILITY FOR THE PERIOD COVERED BY THIS REPORT IN RESPECT TO EACH AND EVERY MATTER AND THING SET FORTH, TO THE BEST OF MY KNOWLEDGE, INFORMATION AND BELIEF.

Sworn Statement: IN ACCORDANCE WITH THE REQUIREMENTS OF TITLE 40, ARTICLE 8, SECTION 40-401, ARIZONA REVISED STATUTES, IT IS HEREIN REPORTED THAT THE GROSS OPERATING REVENUE OF SAID UTILITY DERIVED FROM ARIZONA INTRASTATE UTILITY OPERATIONS RECEIVED FROM RESIDENTIAL CUSTOMERS DURING THE CALENDAR YEAR WAS:

Arizona Intrastate Gross Operating Revenues Only (\$)

\$0

(The amount in the box above includes
\$0 in sales taxes
billed or collected)

Todd Woodhead
VICE PRESIDENT signature of owner/official

(480) 586-9258

telephone no.

SUBSCRIBED AND SWORN TO BEFORE ME A NOTARY PUBLIC
IN AND FOR THE COUNTY

MARICOPA

(county name)

THIS

5th

DAY OF


DECEMBER, 2019

(month) and (year)

MY COMMISSION EXPIRES

7-6-2020

(date)



Hector Meza
(signature of notary public)