



State of Arizona Budget Request

State Agency
Corporation Commission

A.R.S. Citation: **Arizona Constitution, Article XV**


Governor DUCEY:

This and the accompanying budget schedules, statements and explanatory information constitute the operating budget request for this agency for Fiscal Year 2020.

To the best of my knowledge all statements and explanations contained in the estimates submitted are true and correct.

Agency Head: **Matthew J. Neubert**

Title: **Interim Executive Director**


(signature)

9/4/2018

Phone: **(602) 542-2965**

Prepared By: **Jason LaForest**

Email Address: **jlaforest@azcc.gov**

Date Prepared: **Thursday, August 23, 2018**

Appropriated Funds

	FY 2019 Approp	FY 2020 Fund. Issue	FY 2020 Total Budget
Total Amount Requested:	27,780.5	3.4	27,783.9
General Fund	814.6	3.4	818.0
Utility Regulation Revolving Fund	14,449.3	0.0	14,449.3
Security Regulatory and Enforcement Fund	5,038.2	0.0	5,038.2
Public Access Fund	6,713.0	0.0	6,713.0
Securities Investment Management Fund	714.7	0.0	714.7
Arizona Arts Trust Fund	50.7	0.0	50.7

Non-Appropriated Funds

	FY 2019 Expd. Plan	FY 2020 Fund. Issue	FY 2020 Total Budget
Total Amount Planned:	825.0	0.0	825.0
Federal Grant Fund	825.0	0.0	825.0

Total: 28,605.5 3.4 28,608.9



Interim Executive Director, Matthew J Neubert

Chairman, Tom Forese
Bob Burns
Andy Tobin
Boyd Dunn
Justin Olson

The Honorable Doug Ducey
Governor of the State of
Arizona
1700 West Washington
Street Phoenix, AZ 85007

Dear Governor Ducey,

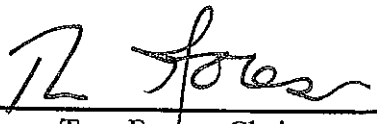
We are pleased to submit our FY2020 Budget Request for the Arizona Corporation Commission. FY2020 finds us firmly committed to continuing our efforts to fulfill the duties entrusted to us in the Arizona Constitution.

The Commission's FY2020 budget proposal continues our FY2019 budget requesting permanent funding for two Railroad Safety Inspectors which are mission critical for the agency and for the safety of Arizonans.


Two ACC Railroad Safety Inspectors - \$200,000 (GF).

The Railroad Section of the ACC Safety Division is requesting permanent funding to continue to staff two additional railroad safety inspectors – one (1) Track Inspector and one (1) Crossing Inspector. These positions are critical for Arizonans' safety. The Railroad Safety Section currently has a staff of eight (8) Inspectors. Each Inspector is Federal Railroad Administration ("FRA") Certified in a safety discipline. Therefore, in Arizona, there is one (1) track inspector for over 3,000 miles of rail and one (1) crossing inspector for the 695 crossings in Arizona. On April 21, 2016, the FRA released a list of crossings with 10 or more incidents in the last decade, and five (5) of the fifteen (15) crossings listed were located in Arizona. These additional safety inspectors allow the Commission to perform its duties to ensure safe railroads in Arizona. The permanent funding will continue to be used to cover salary, ERE, fleet vehicles, and travel to conduct safety inspections. The Railroad Safety Section is the only Section (or Division) at the ACC funded by General Fund monies.


We appreciate your support of our constitutional mission and that of our Divisions, and we look forward to working with you and your staff. Our Interim Executive Director and the ACC staff are happy to assist you and your staff with any questions or information on our budget or operations. In addition, please feel free to call upon any of us to address questions or concerns you may have in regard to the attached.


Tom Forese, Chairman

DISSENT
Bob Burns, Commissioner


Andy Tobin, Commissioner


Boyd Dunn, Commissioner


Justin Olson, Commissioner

AGENCY NAME & AFIS CODE:
COST CENTER/PROGRAM:

ARIZONA CORPORATION COMMISSION CCA
SAFETY DIVISION

BUDGET JUSTIFICATION

ISSUE: CONTINUED FUNDING OF ADDITIONAL RAILROAD SAFETY PERSONNEL

Statement of problem –

The Safety Division is asking for permanent funding of \$100,000, for each of two critical and understaffed positions: one Grade Crossing Inspector II and one Track Inspector II. Total request: \$200,000.

There are approximately 3000 miles of railroad track in Arizona and about 695 public railroad crossings. One of the nation's busiest routes is the Burlington Northern Santa Fe (BNSF) Railroad that crosses the northern third of Arizona, carrying freight from Los Angeles ports into the core of the nation. The Union Pacific (UP), crossing the southern third of Arizona, has recently double-tracked major portions of its route adding many more miles of track to the Arizona rail system.

The Arizona Corporation Commission (ACC) Safety Division, Railroad Safety Section, protects the public, railroad employees and the environment through enforcement of A.R.S. Title 40, ACC Rules and Regulations, and the Code of Federal Regulations (CFR Title 49). The ACC, in partnership with the Federal Railroad Administration, performs inspections and other monitoring activities to ensure that the railroads meet the minimum safety requirements required by these regulations by conducting inspections, accident investigations, implementation of assessments, and enforcement actions.

Grade Crossing Inspector

Population and demographic trends pose an enormous challenge for Arizona transportation infrastructure. The interface between cars, trucks and trains becomes more critical as traffic of all kinds moves into the region. Recent headlines, "Phoenix railroad crossings among nation's worst," alerted us all that increased effort is required. Five of the 10 most accident prone crossings are right here in Arizona. We have finally found a solution for the crossing at 35th Avenue and Indian School. Yet much work remains to be done as the public requests quiet zones, improvements to crossing quality, and as they complain of train noise, blocked crossings and poor sight visibility. The double tracking by Union Pacific, a great investment in our state, also means additional requests for additional crossings.

Currently one Railroad Safety Section Grade Crossing Inspector covers all of Arizona. This team member also has 50% administrative duties, meaning that the current team member focused on crossing issues is actually part time. Given the importance of crossings to the Commission,

AGENCY NAME & AFIS CODE:
COST CENTER/PROGRAM:

ARIZONA CORPORATION COMMISSION CCA
SAFETY DIVISION

BUDGET JUSTIFICATION

ISSUE: CONTINUED FUNDING OF ADDITIONAL RAILROAD SAFETY PERSONNEL

the Legislature, to Cities and Towns, and to the public, an additional permanent position is required.

Track Inspector

Usually out of sight of most of us are large railroad steel, tie gang, and surfacing crews, sometime with up to 100 personnel, constantly maintaining portions of the 3000 miles of track that courses through the entire State of Arizona. For example, concrete ties are being installed by the thousands in locations throughout the state. The ACC, in partnership with the Federal Railroad Administration, performs inspections and monitors these tracks and their maintenance, ensuring their safety and functionality.

Our staff participates in the use of sophisticated equipment such as the Federal Railroad Administration and Railroad Company geometry cars that travel the rails for up to a week at a time, multiple times during the year, measuring and evaluating every inch of track. Safety personnel later ride in hi-rail vehicles along the track, stopping to more closely inspect issues uncovered during the geometry car rides and as reports of problems are received. Track Inspectors further investigate accidents, and derailments, determining their cause and assessing damages to structures and prescribing corrective measures.

Inspecting the sheer volume of track, especially since the UP Double Tracking, is more than one person can accomplish. Additional duties related to industry tracks, where full and empty rail cars are stationed for customers, are often difficult to schedule even though many accidents and derailments happen there, not on the main lines. Thus, this request is also submitted to permanently fund a second track inspector. Programmatically, the plan is to assign a northern track inspector and a southern track inspector whose duties touch within the Phoenix Metropolitan Area. Expanded inspection capability and time on task will be the results.

In Summary

In summary, the task of enforcement has grown as car/train interactions increase, as security issues intensify, and as the public demands improved interfaces with the railroads. The Railroad Safety Inspector promotes safety in all areas of railroad operations with the goal of reducing accidents and casualties, and reducing property damage caused by these accidents.

Proposed Solution ~

AGENCY NAME & AFIS CODE:
COST CENTER/PROGRAM:

ARIZONA CORPORATION COMMISSION CCA
SAFETY DIVISION

BUDGET JUSTIFICATION

ISSUE: CONTINUED FUNDING OF ADDITIONAL RAILROAD SAFETY PERSONNEL

The Arizona Corporation Commission Safety Division seeks permanent General Funds for these two critical positions.

Performance Measures to Quantify the Success of the Solution -

Effective response to citizen concerns
Miles of railroad track inspected
Operating practices inspected
Grade crossings inspected
Prevention of incidents
Safety record of railroad operations
Federal Railroad Administration audit results

Alternatives and Reasons for Rejection -

The work of the Railroad Safety Section will revert back to as it was in the past. The work done was excellent yet limited. Many necessary inspections will be left undone, especially beyond the major BNSF and UP mainline tracks. The sheer mileage involved with driving between inspection locations, often away from normal traffic routes, and the difficult driving along rights-of-way, preclude many job performance solutions such as time management.

Impact of Not Funding This Year -

The work will be limited and revert back to under staffed inspections.

Statutory Reference -

A.R.S. Title 40, Arizona Corporation Commission Rules and Regulations, and the Code of Federal Regulations (CFR Title 49).

**ARIZONA CORPORATION COMMISSION CCA
SAFETY DIVISION**

ISSUE: CONTINUED FUNDING OF ADDITIONAL RAILROAD SAFETY PERSONNEL

Salary: \$61,880
ERE: \$23,620
Fleet: \$ 6,500
Travel: \$ 5,000
OOE: \$3,000

Revenue Schedule

Agency: Corporation Commission

Fund: 1000 General Fund

AFIS Code	Category of Receipt and Description	FY 2018	FY 2019	FY 2020
4314	FILING FEES	7,782.6	7,820.0	7,820.0
4339	OTHER FEES AND CHARGES FOR SERVICES	1,301.9	1,311.7	1,311.7
4369	OTHER INTER-AGENCY REVENUE	12,893.9	13,300.0	13,300.0
4372	PUBLICATIONS AND REPRODUCTIONS	36.8	34.3	34.5
4512	RESTITUTION	79.1	0.0	0.0
4519	OTHER FINES OR FORFEITURES OR PENALTIES	498.0	0.0	0.0
4641	NSF CHECKS	(0.2)	0.0	0.0
4643	FAVORABLE DEPOSIT ERRORS	(35.5)	0.0	0.0
4645	CREDIT CARD DISCOUNT FEES PAID	(114.4)	0.0	0.0
4699	MISCELLANEOUS RECEIPTS	2.2	0.0	0.0
Fund Total:		22,444.4	22,466.0	22,466.2

The Corporation Commission earns General Fund revenue primarily through its Corporations and Securities divisions by providing licensing, publications, and other charges. Using historical data, the Corporation Commission expects corporate filing fees (4314) and securities regulation fees (4339) to remain stable. Both these activities determine how much revenue will be transferred to the general and arts trust fund and as such these transfers should remain stable as well.

Revenue Schedule

Agency:	Corporation Commission
----------------	-------------------------------

Fund:	2000 Federal Grant Fund
--------------	--------------------------------

AFIS Code	Category of Receipt and Description	FY 2018	FY 2019	FY 2020
4211	FEDERAL GRANTS	1,170.9	1,171.0	1,171.0
4699	MISCELLANEOUS RECEIPTS	5.3	0.0	0.0
Fund Total:		1,176.2	1,171.0	1,171.0

The Commission, through its Pipeline Safety Office in the Safety division, receives federal partial reimbursement of its prior year program expenditures. The amount of the annual reimbursement awarded to each state participant fluctuates upon the amount made available at the federal level, and the program rating compiled by the USDOT-Pipeline Safety Office. The Arizona Pipeline Safety Office was recently recognized for its consistently high ratings by the federal program.

Revenue Schedule

Agency:	Corporation Commission
----------------	-------------------------------

Fund:	2076 Utility Siting Fund
--------------	---------------------------------

AFIS Code	Category of Receipt and Description	FY 2018	FY 2019	FY 2020
4339	OTHER FEES AND CHARGES FOR SERVICES	19.9	20.0	20.0
Fund Total:		19.9	20.0	20.0

Revenue Schedule

Agency: Corporation Commission

Fund: 2172 Utility Regulation Revolving Fund

AFIS Code	Category of Receipt and Description	FY 2018	FY 2019	FY 2020
4373	SURPLUS PROPERTY	0.6	0.0	0.0
4633	INTRASTATE UTILITY REVENUE ASSESSMENT	3,621.3	12,000.0	13,700.0
4821	PRIOR YEAR REIMBURSEMENT - REFUNDS	4.9	0.0	0.0
Fund Total:		3,626.8	12,000.0	13,700.0

ARS. 40-401.01 defines the methodology that is used to determine the allowable amount that can be assessed from public utility companies in Arizona. The assessed amount is based on a percentage of the public utility's annual gross revenue. For FY19 the Commission can assess .25% of intrastate revenues for companies with annual gross intrastate revenues in excess of \$500,000.

Revenue Schedule

Agency: Corporation Commission

Fund: 2175 Residential Utility Consumer Office Revolving Fund

AFIS Code	Category of Receipt and Description	FY 2018	FY 2019	FY 2020
4369	OTHER INTER-AGENCY REVENUE	0.0	(1,332.8)	(1,331.4)
4633	INTRASTATE UTILITY REVENUE ASSESSMENT	(595.8)	1,331.4	1,331.4
Fund Total:		(595.8)	(1.4)	0.0

Revenue Schedule

Agency: Corporation Commission

Fund: 2264 Security Regulatory and Enforcement Fund

AFIS Code	Category of Receipt and Description	FY 2018	FY 2019	FY 2020
4339	OTHER FEES AND CHARGES FOR SERVICES	25,454.3	22,500.0	22,500.0
4369	OTHER INTER-AGENCY REVENUE	(14,215.7)	(17,461.8)	(17,461.8)
4512	RESTITUTION	0.0	0.0	0.0
4821	PRIOR YEAR REIMBURSEMENT - REFUNDS	0.6	0.0	0.0
Fund Total:		11,239.2	5,038.2	5,038.2

Pursuant to Laws 2010, 49th Leg., 4th Spec Session, Ch. 3, Sect. 14, any remaining revenues in excess of the fund appropriation to the Commission are to be remitted to the GF, therefore the revenues are projected to match the known or requested appropriation.

Revenue Schedule

Agency: Corporation Commission

Fund: 2321 Utility Surety Fund

AFIS Code	Category of Receipt and Description	FY 2018	FY 2019	FY 2020
4519	OTHER FINES OR FORFEITURES OR PENALTIES	0.0	0.0	0.0
Fund Total:		0.0	0.0	0.0

Revenue Schedule

Agency: Corporation Commission

Fund: 2333 Public Access Fund

AFIS Code	Category of Receipt and Description	FY 2018	FY 2019	FY 2020
4314	FILING FEES	2,543.9	3,000.0	3,000.0
4339	OTHER FEES AND CHARGES FOR SERVICES	4,170.7	4,500.0	4,500.0
4372	PUBLICATIONS AND REPRODUCTIONS	102.8	100.0	100.0
4645	CREDIT CARD DISCOUNT FEES PAID	(117.2)	(120.0)	(120.0)
4821	PRIOR YEAR REIMBURSEMENT - REFUNDS	0.9	0.0	0.0
Fund Total:		6,701.1	7,480.0	7,480.0

The Corporations Division collects a portion of revenues for corporate filing activities, including articles of incorporation, authority to transact business in Arizona, and others, for deposit into the Public Access Fund as prescribe by statutes. Using the past few years and averaging the revenue, the Commission expects slight growth in the Public Access Fund.

Revenue Schedule

Agency: Corporation Commission

Fund: 2334 Moneys on Demand

AFIS Code	Category of Receipt and Description	FY 2018	FY 2019	FY 2020
4339	OTHER FEES AND CHARGES FOR SERVICES	311.1	1,500.0	1,500.0
4369	OTHER INTER-AGENCY REVENUE	0.0	(1,811.1)	(1,500.0)
Fund Total:		311.1	(311.1)	0.0

Revenue Schedule

Agency: Corporation Commission

Fund: 2404 Securities Investment Management Fund

	FY 2018	FY 2019	FY 2020
4339 OTHER FEES AND CHARGES FOR SERVICES	3,012.2	3,072.4	3,133.9
Fund Total:	3,012.2	3,072.4	3,133.9

Revenues for the Securities Investment Management Fund have increased nominally over the past few years; the Commission has assumed this incremental increase to continue,

Revenue Schedule

Agency: Corporation Commission

Fund: 2500 IGA and ISA Fund

	FY 2018	FY 2019	FY 2020
	1.9	1.8	1.8
Fund Total:	1.9	1.8	1.8

Revenue Schedule

Agency:	Corporation Commission
----------------	-------------------------------

Fund:	2600 Payment Card Clearing Fund
--------------	--

AFIS Code	Category of Receipt and Description	FY 2018	FY 2019	FY 2020
4339	OTHER FEES AND CHARGES FOR SERVICES	(202.3)	(202.0)	(202.0)
4699	MISCELLANEOUS RECEIPTS	557.7	(1,000.0)	(52.4)
Fund Total:		355.4	(1,202.0)	(254.4)

Revenue Schedule

Agency: Corporation Commission

Fund: 3043 Arizona Arts Trust Fund

	FY 2018	FY 2019	FY 2020
	49.9	50.7	50.7
Fund Total:	49.9	50.7	50.7

Revenue Schedule

Agency:	Corporation Commission
----------------	-------------------------------

Fund:	3180 Court Ordered Trust Fund
--------------	--------------------------------------

AFIS Code	Category of Receipt and Description	FY 2018	FY 2019	FY 2020
4512	RESTITUTION	227.2	(128.0)	(128.0)
4631	TREASURERS INTEREST INCOME	7.6	8.0	8.0
Fund Total:		234.8	(120.0)	(120.0)

Revenue Schedule

Agency: Corporation Commission

Fund: 3888 Office of Economic Opportunity Operations Fund

AFIS Code	Category of Receipt and Description	FY 2018	FY 2019	FY 2020
4339	OTHER FEES AND CHARGES FOR SERVICES	2,008.4	2,000.0	2,000.0
4369	OTHER INTER-AGENCY REVENUE	(2,086.1)	(2,035.5)	(2,000.0)
Fund Total:		(77.7)	(35.5)	0.0

Sources and Uses of Funds

Agency:	Corporation Commission
Fund:	2000 Federal Grant Fund

Cash Flow Summary	Actual FY 2018	Estimate FY 2019	Estimate FY 2020
Balance Forward from Prior Year	3,778.1	4,260.8	4,606.8
Revenue (From Revenue Schedule)	1,176.2	1,171.0	1,171.0
Total Available	4,954.3	5,431.8	5,777.8
Total Appropriated Disbursements	0.0	0.0	0.0
Total Non-Appropriated Disbursements	693.5	825.0	825.0
Balance Forward to Next Year	4,260.8	4,606.8	4,952.8

Appropriated Expenditure	Actual FY 2018	Estimate FY 2019	Estimate FY 2020
Expenditure Categories			
Personal Services	0.0	0.0	0.0
Employee Related Expenses	0.0	0.0	0.0
Prof. And Outside Services	0.0	0.0	0.0
Travel - In State	0.0	0.0	0.0
Travel - Out of State	0.0	0.0	0.0
Food	0.0	0.0	0.0
Aid to Organizations and Individuals	0.0	0.0	0.0
Other Operating Expenses	0.0	0.0	0.0
Equipment	0.0	0.0	0.0
Capital Outlay	0.0	0.0	0.0
Debt Service	0.0	0.0	0.0
Cost Allocation	0.0	0.0	0.0
Transfers	0.0	0.0	0.0
Expenditure Categories Total:	0.0	0.0	0.0
Non-Lapsing Authority from Prior Years	0.0	0.0	0.0
Administrative Adjustments	0.0	0.0	0.0
Capital Projects (Land, Buildings,Improvements)	0.0	0.0	0.0
Appropriated 27th Pay Roll	0.0	0.0	0.0
Legislative Fund Transfers	0.0	0.0	0.0
IT Project Transfers	0.0	0.0	0.0
Appropriated Expenditure Total:	0.0	0.0	0.0
Appropriated FTE:	0.0	0.0	0.0

Non-Appropriated Expenditure	Actual FY 2018	Estimate FY 2019	Estimate FY 2020
Expenditure Categories			
Personal Services	256.6	346.5	346.5
Employee Related Expenses	100.0	178.5	178.5
Prof. And Outside Services	6.5	5.0	5.0
Travel - In State	124.8	110.0	110.0
Travel - Out of State	49.6	35.0	35.0
Food	0.0	0.0	0.0
Aid to Organizations and Individuals	0.0	0.0	0.0
Other Operating Expenses	135.8	150.0	150.0
Equipment	19.9	0.0	0.0
Capital Outlay	0.0	0.0	0.0
Debt Service	0.0	0.0	0.0
Cost Allocation	0.0	0.0	0.0
Transfers	0.3	0.0	0.0
Expenditure Categories Total:	693.5	825.0	825.0
Cap Transfer due to Fund Balance	0.0	0.0	0.0
Prior Commitments or Obligated Expenditures	0.0	0.0	0.0
Non Appropriated 27th Pay Roll	0.0	0.0	0.0
Non-Appropriated Expenditure Total:	693.5	825.0	825.0
Non-Appropriated FTE:	1.0	1.0	1.0

Sources and Uses of Funds

Agency: Corporation Commission

Fund Description

OSPB: Revenues come from the U.S. Department of Transportation. Funds are used to reimburse up to 50% of costs associated with the inspection of interstate pipelines transporting gas and hazardous liquids, and to conduct a pipeline safety program.

Sources and Uses of Funds

Agency:	Corporation Commission
Fund:	2025 Statewide Donations Fund

Cash Flow Summary	Actual FY 2018	Estimate FY 2019	Estimate FY 2020
Balance Forward from Prior Year	0.0	0.0	0.0
Total Available	0.0	0.0	0.0
Total Appropriated Disbursements	0.0	0.0	0.0
Total Non-Appropriated Disbursements	0.0	0.0	0.0
Balance Forward to Next Year	0.0	0.0	0.0

Appropriated Expenditure	Actual FY 2018	Estimate FY 2019	Estimate FY 2020
Expenditure Categories	Actual FY 2018	Estimate FY 2019	Estimate FY 2020
Personal Services	0.0	0.0	0.0
Employee Related Expenses	0.0	0.0	0.0
Prof. And Outside Services	0.0	0.0	0.0
Travel - In State	0.0	0.0	0.0
Travel - Out of State	0.0	0.0	0.0
Food	0.0	0.0	0.0
Aid to Organizations and Individuals	0.0	0.0	0.0
Other Operating Expenses	0.0	0.0	0.0
Equipment	0.0	0.0	0.0
Capital Outlay	0.0	0.0	0.0
Debt Service	0.0	0.0	0.0
Cost Allocation	0.0	0.0	0.0
Transfers	0.0	0.0	0.0
Expenditure Categories Total:	0.0	0.0	0.0
Non-Lapsing Authority from Prior Years	0.0	0.0	0.0
Administrative Adjustments	0.0	0.0	0.0
Capital Projects (Land, Buildings,Improvements)	0.0	0.0	0.0
Appropriated 27th Pay Roll	0.0	0.0	0.0
Legislative Fund Transfers	0.0	0.0	0.0
IT Project Transfers	0.0	0.0	0.0
Appropriated Expenditure Total:	0.0	0.0	0.0
Appropriated FTE:	0.0	0.0	0.0

Non-Appropriated Expenditure	Actual FY 2018	Estimate FY 2019	Estimate FY 2020
Expenditure Categories	Actual FY 2018	Estimate FY 2019	Estimate FY 2020
Personal Services	0.0	0.0	0.0
Employee Related Expenses	0.0	0.0	0.0
Prof. And Outside Services	0.0	0.0	0.0
Travel - In State	0.0	0.0	0.0
Travel - Out of State	0.0	0.0	0.0
Food	0.0	0.0	0.0
Aid to Organizations and Individuals	0.0	0.0	0.0
Other Operating Expenses	0.0	0.0	0.0
Equipment	0.0	0.0	0.0
Capital Outlay	0.0	0.0	0.0
Debt Service	0.0	0.0	0.0
Cost Allocation	0.0	0.0	0.0
Transfers	0.0	0.0	0.0
Expenditure Categories Total:	0.0	0.0	0.0
Cap Transfer due to Fund Balance	0.0	0.0	0.0
Prior Commitments or Obligated Expenditures	0.0	0.0	0.0
Non Appropriated 27th Pay Roll	0.0	0.0	0.0
Non-Appropriated Expenditure Total:	0.0	0.0	0.0
Non-Appropriated FTE:	0.0	0.0	0.0

Fund Description

OSPB: The Investor Protection Trust awarded the Commission, through its securities division, a grant from its trust, which collects monies from fines levied on Wall Street companies engaged in insider securities trading. Funds are used for public awareness cam

Sources and Uses of Funds

Agency:	Corporation Commission
Fund:	2076 Utility Siting Fund

Cash Flow Summary	Actual FY 2018	Estimate FY 2019	Estimate FY 2020
Balance Forward from Prior Year	49.2	69.1	29.1
Revenue (From Revenue Schedule)	19.9	20.0	20.0
Total Available	69.1	89.1	49.1
Total Appropriated Disbursements	0.0	0.0	0.0
Total Non-Appropriated Disbursements	0.0	60.0	30.0
Balance Forward to Next Year	69.1	29.1	19.1

Appropriated Expenditure	Actual FY 2018	Estimate FY 2019	Estimate FY 2020
Expenditure Categories			
Personal Services	0.0	0.0	0.0
Employee Related Expenses	0.0	0.0	0.0
Prof. And Outside Services	0.0	0.0	0.0
Travel - In State	0.0	0.0	0.0
Travel - Out of State	0.0	0.0	0.0
Food	0.0	0.0	0.0
Aid to Organizations and Individuals	0.0	0.0	0.0
Other Operating Expenses	0.0	0.0	0.0
Equipment	0.0	0.0	0.0
Capital Outlay	0.0	0.0	0.0
Debt Service	0.0	0.0	0.0
Cost Allocation	0.0	0.0	0.0
Transfers	0.0	0.0	0.0
Expenditure Categories Total:	0.0	0.0	0.0
Non-Lapsing Authority from Prior Years	0.0	0.0	0.0
Administrative Adjustments		0.0	0.0
Capital Projects (Land, Buildings, Improvements)	0.0	0.0	0.0
Appropriated 27th Pay Roll	0.0	0.0	0.0
Legislative Fund Transfers	0.0	0.0	0.0
IT Project Transfers	0.0	0.0	0.0
Appropriated Expenditure Total:	0.0	0.0	0.0
Appropriated FTE:	0.0	0.0	0.0

Non-Appropriated Expenditure	Actual FY 2018	Estimate FY 2019	Estimate FY 2020
Expenditure Categories			
Personal Services	0.0	0.0	0.0
Employee Related Expenses	0.0	0.0	0.0
Prof. And Outside Services	0.0	0.0	0.0
Travel - In State	0.0	0.0	0.0
Travel - Out of State	0.0	0.0	0.0
Food	0.0	0.0	0.0
Aid to Organizations and Individuals	0.0	0.0	0.0
Other Operating Expenses	0.0	0.0	0.0
Equipment	0.0	0.0	0.0
Capital Outlay	0.0	0.0	0.0
Debt Service	0.0	0.0	0.0
Cost Allocation	0.0	0.0	0.0
Transfers	0.0	0.0	0.0
Expenditure Categories Total:	0.0	0.0	0.0
Cap Transfer due to Fund Balance	0.0	0.0	0.0
Prior Commitments or Obligated Expenditures	0.0	60.0	30.0
Non Appropriated 27th Pay Roll	0.0	0.0	0.0
Non-Appropriated Expenditure Total:	0.0	60.0	30.0
Non-Appropriated FTE:	0.0	0.0	0.0

Sources and Uses of Funds

Agency: Corporation Commission

Fund Description

OSPB: Funds come from fees paid for applications to the Line Siting Committee for proposed and expanded power plants and transmission lines. Funds are used for costs incurred by the Line Siting Committee in connection with the activities of the Committee.

Sources and Uses of Funds

Agency:	Corporation Commission
Fund:	2172 Utility Regulation Revolving Fund

Cash Flow Summary	Actual FY 2018	Estimate FY 2019	Estimate FY 2020
Balance Forward from Prior Year	16,913.7	6,653.2	4,203.9
Revenue (From Revenue Schedule)	3,626.8	12,000.0	13,700.0
Total Available	20,540.5	18,653.2	17,903.9
Total Appropriated Disbursements	13,887.3	14,449.3	14,449.3
Total Non-Appropriated Disbursements	0.0	0.0	0.0
Balance Forward to Next Year	6,653.2	4,203.9	3,454.6

Appropriated Expenditure	Actual FY 2018	Estimate FY 2019	Estimate FY 2020
Expenditure Categories			
Personal Services	8,926.6	9,339.5	9,339.5
Employee Related Expenses	3,253.8	3,582.0	3,582.0
Prof. And Outside Services	558.9	451.5	451.5
Travel - In State	121.4	154.4	154.4
Travel - Out of State	109.3	140.0	140.0
Food	0.0	0.0	0.0
Aid to Organizations and Individuals	0.0	0.0	0.0
Other Operating Expenses	880.2	751.9	751.9
Equipment	22.5	30.0	30.0
Capital Outlay	0.0	0.0	0.0
Debt Service	0.0	0.0	0.0
Cost Allocation	0.0	0.0	0.0
Transfers	14.6	0.0	0.0
Expenditure Categories Total:	13,887.3	14,449.3	14,449.3
Non-Lapsing Authority from Prior Years	0.0	0.0	0.0
Administrative Adjustments	0.0	0.0	0.0
Capital Projects (Land, Buildings, Improvements)	0.0	0.0	0.0
Appropriated 27th Pay Roll	0.0	0.0	0.0
Legislative Fund Transfers	0.0	0.0	0.0
IT Project Transfers	0.0	0.0	0.0
Appropriated Expenditure Total:	13,887.3	14,449.3	14,449.3
Appropriated FTE:	156.5	156.5	156.5

Non-Appropriated Expenditure	Actual FY 2018	Estimate FY 2019	Estimate FY 2020
Expenditure Categories			
Personal Services	0.0	0.0	0.0
Employee Related Expenses	0.0	0.0	0.0
Prof. And Outside Services	0.0	0.0	0.0
Travel - In State	0.0	0.0	0.0
Travel - Out of State	0.0	0.0	0.0
Food	0.0	0.0	0.0
Aid to Organizations and Individuals	0.0	0.0	0.0
Other Operating Expenses	0.0	0.0	0.0
Equipment	0.0	0.0	0.0
Capital Outlay	0.0	0.0	0.0
Debt Service	0.0	0.0	0.0
Cost Allocation	0.0	0.0	0.0
Transfers	0.0	0.0	0.0
Expenditure Categories Total:	0.0	0.0	0.0
Cap Transfer due to Fund Balance	0.0	0.0	0.0
Prior Commitments or Obligated Expenditures	0.0	0.0	0.0
Non Appropriated 27th Pay Roll	0.0	0.0	0.0
Non-Appropriated Expenditure Total:	0.0	0.0	0.0
Non-Appropriated FTE:	0.0	0.0	0.0

Sources and Uses of Funds

Agency: Corporation Commission

Fund Description

OSPB: Revenues consist of annual assessments against public utilities regulated by the Commission. Funds are used to conduct research and analysis to the elected commissioners on all matters relating to the regulation of public service corporations.

Sources and Uses of Funds

Agency:	Corporation Commission
Fund:	2174 Pipeline Safety Revolving Fund

Cash Flow Summary	Actual FY 2018	Estimate FY 2019	Estimate FY 2020
Balance Forward from Prior Year	144.2	144.2	44.2
Total Available	144.2	144.2	44.2
Total Appropriated Disbursements	0.0	100.0	0.0
Total Non-Appropriated Disbursements	0.0	0.0	0.0
Balance Forward to Next Year	144.2	44.2	44.2

Appropriated Expenditure	Actual FY 2018	Estimate FY 2019	Estimate FY 2020
Expenditure Categories	FY 2018	FY 2019	FY 2020
Personal Services	0.0	0.0	0.0
Employee Related Expenses	0.0	0.0	0.0
Prof. And Outside Services	0.0	0.0	0.0
Travel - In State	0.0	0.0	0.0
Travel - Out of State	0.0	0.0	0.0
Food	0.0	0.0	0.0
Aid to Organizations and Individuals	0.0	0.0	0.0
Other Operating Expenses	0.0	0.0	0.0
Equipment	0.0	0.0	0.0
Capital Outlay	0.0	0.0	0.0
Debt Service	0.0	0.0	0.0
Cost Allocation	0.0	0.0	0.0
Transfers	0.0	0.0	0.0
Expenditure Categories Total:	0.0	0.0	0.0
Non-Lapsing Authority from Prior Years	0.0	0.0	0.0
Administrative Adjustments	0.0	0.0	0.0
Capital Projects (Land, Buildings,Improvements)	0.0	0.0	0.0
Appropriated 27th Pay Roll	0.0	0.0	0.0
Legislative Fund Transfers	0.0	100.0	0.0
IT Project Transfers	0.0	0.0	0.0
Appropriated Expenditure Total:	0.0	100.0	0.0
Appropriated FTE:	0.0	0.0	0.0

Non-Appropriated Expenditure	Actual FY 2018	Estimate FY 2019	Estimate FY 2020
Expenditure Categories	FY 2018	FY 2019	FY 2020
Personal Services	0.0	0.0	0.0
Employee Related Expenses	0.0	0.0	0.0
Prof. And Outside Services	0.0	0.0	0.0
Travel - In State	0.0	0.0	0.0
Travel - Out of State	0.0	0.0	0.0
Food	0.0	0.0	0.0
Aid to Organizations and Individuals	0.0	0.0	0.0
Other Operating Expenses	0.0	0.0	0.0
Equipment	0.0	0.0	0.0
Capital Outlay	0.0	0.0	0.0
Debt Service	0.0	0.0	0.0
Cost Allocation	0.0	0.0	0.0
Transfers	0.0	0.0	0.0
Expenditure Categories Total:	0.0	0.0	0.0
Cap Transfer due to Fund Balance	0.0	0.0	0.0
Prior Commitments or Obligated Expenditures	0.0	0.0	0.0
Non Appropriated 27th Pay Roll	0.0	0.0	0.0
Non-Appropriated Expenditure Total:	0.0	0.0	0.0
Non-Appropriated FTE:	0.0	0.0	0.0

Fund Description

OSP: Revenues include monies collected from civil penalties assessed to enforce rules and regulations relating to pipeline safety. Funds are used for pipeline inspections, public education, training, and purchasing equipment.

Sources and Uses of Funds

Agency:	Corporation Commission
Fund:	2175 Residential Utility Consumer Office Revolving Fund

Cash Flow Summary	Actual FY 2018	Estimate FY 2019	Estimate FY 2020
Balance Forward from Prior Year	597.2	1.4	0.0
Revenue (From Revenue Schedule)	(595.8)	(1.4)	0.0
Total Available	1.4	0.0	0.0
Total Appropriated Disbursements	0.0	0.0	0.0
Total Non-Appropriated Disbursements	0.0	0.0	0.0
Balance Forward to Next Year	1.4	0.0	0.0

Appropriated Expenditure	Actual FY 2018	Estimate FY 2019	Estimate FY 2020
Expenditure Categories			
Personal Services	0.0	0.0	0.0
Employee Related Expenses	0.0	0.0	0.0
Prof. And Outside Services	0.0	0.0	0.0
Travel - In State	0.0	0.0	0.0
Travel - Out of State	0.0	0.0	0.0
Food	0.0	0.0	0.0
Aid to Organizations and Individuals	0.0	0.0	0.0
Other Operating Expenses	0.0	0.0	0.0
Equipment	0.0	0.0	0.0
Capital Outlay	0.0	0.0	0.0
Debt Service	0.0	0.0	0.0
Cost Allocation	0.0	0.0	0.0
Transfers	0.0	0.0	0.0
Expenditure Categories Total:	0.0	0.0	0.0
Non-Lapsing Authority from Prior Years	0.0	0.0	0.0
Administrative Adjustments	0.0	0.0	0.0
Capital Projects (Land, Buildings,Improvements)	0.0	0.0	0.0
Appropriated 27th Pay Roll	0.0	0.0	0.0
Legislative Fund Transfers	0.0	0.0	0.0
IT Project Transfers	0.0	0.0	0.0
Appropriated Expenditure Total:	0.0	0.0	0.0
Appropriated FTE:	0.0	0.0	0.0

Non-Appropriated Expenditure	Actual FY 2018	Estimate FY 2019	Estimate FY 2020
Expenditure Categories			
Personal Services	0.0	0.0	0.0
Employee Related Expenses	0.0	0.0	0.0
Prof. And Outside Services	0.0	0.0	0.0
Travel - In State	0.0	0.0	0.0
Travel - Out of State	0.0	0.0	0.0
Food	0.0	0.0	0.0
Aid to Organizations and Individuals	0.0	0.0	0.0
Other Operating Expenses	0.0	0.0	0.0
Equipment	0.0	0.0	0.0
Capital Outlay	0.0	0.0	0.0
Debt Service	0.0	0.0	0.0
Cost Allocation	0.0	0.0	0.0
Transfers	0.0	0.0	0.0
Expenditure Categories Total:	0.0	0.0	0.0
Cap Transfer due to Fund Balance	0.0	0.0	0.0
Prior Commitments or Obligated Expenditures	0.0	0.0	0.0
Non Appropriated 27th Pay Roll	0.0	0.0	0.0
Non-Appropriated Expenditure Total:	0.0	0.0	0.0
Non-Appropriated FTE:	0.0	0.0	0.0

Fund Description

OSPB: This fund consists of annual residential consumer assessments against each qualifying public service corporation. The fund is used to pay for the operation of the Residential Utility Consumer Office.

Sources and Uses of Funds

Agency:	Corporation Commission
Fund:	2245 Commerce and Economic Development Fund

Cash Flow Summary	Actual FY 2018	Estimate FY 2019	Estimate FY 2020
Balance Forward from Prior Year	0.0	0.0	0.0
Total Available	0.0	0.0	0.0
Total Appropriated Disbursements	0.0	0.0	0.0
Total Non-Appropriated Disbursements	0.0	0.0	0.0
Balance Forward to Next Year	0.0	0.0	0.0

Appropriated Expenditure	Actual FY 2018	Estimate FY 2019	Estimate FY 2020
Expenditure Categories	Actual FY 2018	Estimate FY 2019	Estimate FY 2020
Personal Services	0.0	0.0	0.0
Employee Related Expenses	0.0	0.0	0.0
Prof. And Outside Services	0.0	0.0	0.0
Travel - In State	0.0	0.0	0.0
Travel - Out of State	0.0	0.0	0.0
Food	0.0	0.0	0.0
Aid to Organizations and Individuals	0.0	0.0	0.0
Other Operating Expenses	0.0	0.0	0.0
Equipment	0.0	0.0	0.0
Capital Outlay	0.0	0.0	0.0
Debt Service	0.0	0.0	0.0
Cost Allocation	0.0	0.0	0.0
Transfers	0.0	0.0	0.0
Expenditure Categories Total:	0.0	0.0	0.0
Non-Lapsing Authority from Prior Years	0.0	0.0	0.0
Administrative Adjustments	0.0	0.0	0.0
Capital Projects (Land, Buildings,Improvements)	0.0	0.0	0.0
Appropriated 27th Pay Roll	0.0	0.0	0.0
Legislative Fund Transfers	0.0	0.0	0.0
IT Project Transfers	0.0	0.0	0.0
Appropriated Expenditure Total:	0.0	0.0	0.0
Appropriated FTE:	0.0	0.0	0.0

Non-Appropriated Expenditure	Actual FY 2018	Estimate FY 2019	Estimate FY 2020
Expenditure Categories	Actual FY 2018	Estimate FY 2019	Estimate FY 2020
Personal Services	0.0	0.0	0.0
Employee Related Expenses	0.0	0.0	0.0
Prof. And Outside Services	0.0	0.0	0.0
Travel - In State	0.0	0.0	0.0
Travel - Out of State	0.0	0.0	0.0
Food	0.0	0.0	0.0
Aid to Organizations and Individuals	0.0	0.0	0.0
Other Operating Expenses	0.0	0.0	0.0
Equipment	0.0	0.0	0.0
Capital Outlay	0.0	0.0	0.0
Debt Service	0.0	0.0	0.0
Cost Allocation	0.0	0.0	0.0
Transfers	0.0	0.0	0.0
Expenditure Categories Total:	0.0	0.0	0.0
Cap Transfer due to Fund Balance	0.0	0.0	0.0
Prior Commitments or Obligated Expenditures	0.0	0.0	0.0
Non Appropriated 27th Pay Roll	0.0	0.0	0.0
Non-Appropriated Expenditure Total:	0.0	0.0	0.0
Non-Appropriated FTE:	0.0	0.0	0.0

Fund Description

OSPB: Primary revenues consist of receipts from two special scratch games organized by the Arizona Lottery. The fund is used to provide financial assistance for the retention, expansion, or relocation of business or other qualified projects.

Sources and Uses of Funds

Agency:	Corporation Commission
Fund:	2264 Security Regulatory and Enforcement Fund

Cash Flow Summary	Actual FY 2018	Estimate FY 2019	Estimate FY 2020
Balance Forward from Prior Year	965.6	7,240.2	697.3
Revenue (From Revenue Schedule)	11,239.2	5,038.2	5,038.2
Total Available	12,204.8	12,278.4	5,735.5
Total Appropriated Disbursements	4,964.6	5,038.2	5,038.2
Total Non-Appropriated Disbursements	0.0	6,542.9	0.0
Balance Forward to Next Year	7,240.2	697.3	697.3

Appropriated Expenditure	Actual FY 2018	Estimate FY 2019	Estimate FY 2020
Expenditure Categories			
Personal Services	3,011.5	2,912.2	2,912.2
Employee Related Expenses	1,183.6	1,093.1	1,093.1
Prof. And Outside Services	187.2	402.0	402.0
Travel - In State	23.2	30.0	30.0
Travel - Out of State	10.9	10.0	10.0
Food	0.0	0.0	0.0
Aid to Organizations and Individuals	0.0	0.0	0.0
Other Operating Expenses	518.6	590.9	590.9
Equipment	25.5	0.0	0.0
Capital Outlay	0.0	0.0	0.0
Debt Service	0.0	0.0	0.0
Cost Allocation	0.0	0.0	0.0
Transfers	4.1	0.0	0.0
Expenditure Categories Total:	4,964.6	5,038.2	5,038.2
Non-Lapsing Authority from Prior Years	0.0	0.0	0.0
Administrative Adjustments	0.0	0.0	0.0
Capital Projects (Land, Buildings,Improvements)	0.0	0.0	0.0
Appropriated 27th Pay Roll	0.0	0.0	0.0
Legislative Fund Transfers	0.0	0.0	0.0
IT Project Transfers	0.0	0.0	0.0
Appropriated Expenditure Total:	4,964.6	5,038.2	5,038.2
Appropriated FTE:	46.4	46.4	46.4

Non-Appropriated Expenditure	Actual FY 2018	Estimate FY 2019	Estimate FY 2020
Expenditure Categories			
Personal Services	0.0	0.0	0.0
Employee Related Expenses	0.0	0.0	0.0
Prof. And Outside Services	0.0	0.0	0.0
Travel - In State	0.0	0.0	0.0
Travel - Out of State	0.0	0.0	0.0
Food	0.0	0.0	0.0
Aid to Organizations and Individuals	0.0	0.0	0.0
Other Operating Expenses	0.0	0.0	0.0
Equipment	0.0	0.0	0.0
Capital Outlay	0.0	0.0	0.0
Debt Service	0.0	0.0	0.0
Cost Allocation	0.0	0.0	0.0
Transfers	0.0	0.0	0.0
Expenditure Categories Total:	0.0	0.0	0.0
Cap Transfer due to Fund Balance	0.0	6,542.9	0.0
Prior Commitments or Obligated Expenditures	0.0	0.0	0.0
Non Appropriated 27th Pay Roll	0.0	0.0	0.0
Non-Appropriated Expenditure Total:	0.0	6,542.9	0.0
Non-Appropriated FTE:	0.0	0.0	0.0

Sources and Uses of Funds

Agency: Corporation Commission

Fund Description

OSPB: Revenues include part of a registration fee for each dealer and salesman, part of the fee for a salesman transferring registration from one registered dealer to another, and an exchange registration fee for each unit of a security exchanged. The Commissio

Sources and Uses of Funds

Agency:	Corporation Commission
Fund:	2321 Utility Surety Fund

Cash Flow Summary	Actual FY 2018	Estimate FY 2019	Estimate FY 2020
Balance Forward from Prior Year	0.4	0.4	0.4
Revenue (From Revenue Schedule)	0.0	0.0	0.0
Total Available	0.4	0.4	0.4
Total Appropriated Disbursements	0.0	0.0	0.0
Total Non-Appropriated Disbursements	0.0	0.0	0.0
Balance Forward to Next Year	0.4	0.4	0.4

Appropriated Expenditure	Actual FY 2018	Estimate FY 2019	Estimate FY 2020
Expenditure Categories			
Personal Services	0.0	0.0	0.0
Employee Related Expenses	0.0	0.0	0.0
Prof. And Outside Services	0.0	0.0	0.0
Travel - In State	0.0	0.0	0.0
Travel - Out of State	0.0	0.0	0.0
Food	0.0	0.0	0.0
Aid to Organizations and Individuals	0.0	0.0	0.0
Other Operating Expenses	0.0	0.0	0.0
Equipment	0.0	0.0	0.0
Capital Outlay	0.0	0.0	0.0
Debt Service	0.0	0.0	0.0
Cost Allocation	0.0	0.0	0.0
Transfers	0.0	0.0	0.0
Expenditure Categories Total:	0.0	0.0	0.0
Non-Lapsing Authority from Prior Years	0.0	0.0	0.0
Administrative Adjustments	0.0	0.0	0.0
Capital Projects (Land, Buildings, Improvements)	0.0	0.0	0.0
Appropriated 27th Pay Roll	0.0	0.0	0.0
Legislative Fund Transfers	0.0	0.0	0.0
IT Project Transfers	0.0	0.0	0.0
Appropriated Expenditure Total:	0.0	0.0	0.0
Appropriated FTE:	0.0	0.0	0.0

Non-Appropriated Expenditure	Actual FY 2018	Estimate FY 2019	Estimate FY 2020
Expenditure Categories			
Personal Services	0.0	0.0	0.0
Employee Related Expenses	0.0	0.0	0.0
Prof. And Outside Services	0.0	0.0	0.0
Travel - In State	0.0	0.0	0.0
Travel - Out of State	0.0	0.0	0.0
Food	0.0	0.0	0.0
Aid to Organizations and Individuals	0.0	0.0	0.0
Other Operating Expenses	0.0	0.0	0.0
Equipment	0.0	0.0	0.0
Capital Outlay	0.0	0.0	0.0
Debt Service	0.0	0.0	0.0
Cost Allocation	0.0	0.0	0.0
Transfers	0.0	0.0	0.0
Expenditure Categories Total:	0.0	0.0	0.0
Cap Transfer due to Fund Balance	0.0	0.0	0.0
Prior Commitments or Obligated Expenditures	0.0	0.0	0.0
Non Appropriated 27th Pay Roll	0.0	0.0	0.0
Non-Appropriated Expenditure Total:	0.0	0.0	0.0
Non-Appropriated FTE:	0.0	0.0	0.0

Sources and Uses of Funds

Agency: Corporation Commission

Fund Description

OSPB: Monies in the fund consist of deposits ordered by the Commission from public utilities as penalties for violations. Funds are used for the benefit of customers of public service corporations who have lost service as a result of violations.

Sources and Uses of Funds

Agency:	Corporation Commission
Fund:	2333 Public Access Fund

Cash Flow Summary	Actual FY 2018	Estimate FY 2019	Estimate FY 2020
Balance Forward from Prior Year	1,743.3	810.6	200.0
Revenue (From Revenue Schedule)	6,701.1	7,480.0	7,480.0
Total Available	8,444.4	8,290.6	7,680.0
Total Appropriated Disbursements	6,222.0	6,713.0	6,713.0
Total Non-Appropriated Disbursements	1,411.8	1,377.6	767.0
Balance Forward to Next Year	810.6	200.0	200.0

Appropriated Expenditure	Actual FY 2018	Estimate FY 2019	Estimate FY 2020
Expenditure Categories			
Personal Services	2,758.8	2,969.4	2,969.4
Employee Related Expenses	1,179.7	1,277.8	1,277.8
Prof. And Outside Services	539.8	546.4	546.4
Travel - In State	3.7	6.0	6.0
Travel - Out of State	1.9	1.0	1.0
Food	0.0	0.0	0.0
Aid to Organizations and Individuals	0.0	0.0	0.0
Other Operating Expenses	1,519.2	1,660.4	1,660.4
Equipment	207.7	252.0	252.0
Capital Outlay	0.0	0.0	0.0
Debt Service	0.0	0.0	0.0
Cost Allocation	0.0	0.0	0.0
Transfers	11.2	0.0	0.0
Expenditure Categories Total:	6,222.0	6,713.0	6,713.0
Non-Lapsing Authority from Prior Years	0.0	0.0	0.0
Administrative Adjustments	0.0	0.0	0.0
Capital Projects (Land, Buildings, Improvements)	0.0	0.0	0.0
Appropriated 27th Pay Roll	0.0	0.0	0.0
Legislative Fund Transfers	0.0	0.0	0.0
IT Project Transfers	0.0	0.0	0.0
Appropriated Expenditure Total:	6,222.0	6,713.0	6,713.0
Appropriated FTE:	77.5	77.5	77.5

Non-Appropriated Expenditure	Actual FY 2018	Estimate FY 2019	Estimate FY 2020
Expenditure Categories			
Personal Services	0.0	0.0	0.0
Employee Related Expenses	0.0	0.0	0.0
Prof. And Outside Services	0.0	0.0	0.0
Travel - In State	0.0	0.0	0.0
Travel - Out of State	0.0	0.0	0.0
Food	0.0	0.0	0.0
Aid to Organizations and Individuals	0.0	0.0	0.0
Other Operating Expenses	0.0	0.0	0.0
Equipment	0.0	0.0	0.0
Capital Outlay	0.0	0.0	0.0
Debt Service	0.0	0.0	0.0
Cost Allocation	0.0	0.0	0.0
Transfers	0.0	0.0	0.0
Expenditure Categories Total:	0.0	0.0	0.0
Cap Transfer due to Fund Balance	1,411.8	1,377.6	767.0
Prior Commitments or Obligated Expenditures	0.0	0.0	0.0
Non Appropriated 27th Pay Roll	0.0	0.0	0.0
Non-Appropriated Expenditure Total:	1,411.8	1,377.6	767.0
Non-Appropriated FTE:	0.0	0.0	0.0

Sources and Uses of Funds

Agency: Corporation Commission

Fund Description

OSPB: Revenues consist of fees charged for expedited services, special computer printouts, reports, and tapes. The Commission also charges for remote access to the Commission's data processing system. Funds are used for improvements to the Commission's data pro

Sources and Uses of Funds

Agency:	Corporation Commission
Fund:	2334 Moneys on Demand

Cash Flow Summary	Actual FY 2018	Estimate FY 2019	Estimate FY 2020
Balance Forward from Prior Year	528.3	839.4	528.3
Revenue (From Revenue Schedule)	311.1	(311.1)	0.0
Total Available	839.4	528.3	528.3
Total Appropriated Disbursements	0.0	0.0	0.0
Total Non-Appropriated Disbursements	0.0	0.0	0.0
Balance Forward to Next Year	839.4	528.3	528.3

Appropriated Expenditure	Actual FY 2018	Estimate FY 2019	Estimate FY 2020
Expenditure Categories			
Personal Services	0.0	0.0	0.0
Employee Related Expenses	0.0	0.0	0.0
Prof. And Outside Services	0.0	0.0	0.0
Travel - In State	0.0	0.0	0.0
Travel - Out of State	0.0	0.0	0.0
Food	0.0	0.0	0.0
Aid to Organizations and Individuals	0.0	0.0	0.0
Other Operating Expenses	0.0	0.0	0.0
Equipment	0.0	0.0	0.0
Capital Outlay	0.0	0.0	0.0
Debt Service	0.0	0.0	0.0
Cost Allocation	0.0	0.0	0.0
Transfers	0.0	0.0	0.0
Expenditure Categories Total:	0.0	0.0	0.0
Non-Lapsing Authority from Prior Years	0.0	0.0	0.0
Administrative Adjustments	0.0	0.0	0.0
Capital Projects (Land, Buildings,Improvements)	0.0	0.0	0.0
Appropriated 27th Pay Roll	0.0	0.0	0.0
Legislative Fund Transfers	0.0	0.0	0.0
IT Project Transfers	0.0	0.0	0.0
Appropriated Expenditure Total:	0.0	0.0	0.0
Appropriated FTE:	0.0	0.0	0.0

Non-Appropriated Expenditure	Actual FY 2018	Estimate FY 2019	Estimate FY 2020
Expenditure Categories			
Personal Services	0.0	0.0	0.0
Employee Related Expenses	0.0	0.0	0.0
Prof. And Outside Services	0.0	0.0	0.0
Travel - In State	0.0	0.0	0.0
Travel - Out of State	0.0	0.0	0.0
Food	0.0	0.0	0.0
Aid to Organizations and Individuals	0.0	0.0	0.0
Other Operating Expenses	0.0	0.0	0.0
Equipment	0.0	0.0	0.0
Capital Outlay	0.0	0.0	0.0
Debt Service	0.0	0.0	0.0
Cost Allocation	0.0	0.0	0.0
Transfers	0.0	0.0	0.0
Expenditure Categories Total:	0.0	0.0	0.0
Cap Transfer due to Fund Balance	0.0	0.0	0.0
Prior Commitments or Obligated Expenditures	0.0	0.0	0.0
Non Appropriated 27th Pay Roll	0.0	0.0	0.0
Non-Appropriated Expenditure Total:	0.0	0.0	0.0
Non-Appropriated FTE:	0.0	0.0	0.0

Sources and Uses of Funds

Agency: Corporation Commission

Fund Description

OSPB: The Monies On Demand Fund contains deposits made by Customers of the Corporations Division that maintain On Demand Accounts. The client balances allow for fax filings, multiple business filings, etc., without delay for lack of payment in advance or having

Sources and Uses of Funds

Agency:	Corporation Commission
Fund:	2404 Securities Investment Management Fund

Cash Flow Summary	Actual FY 2018	Estimate FY 2019	Estimate FY 2020
Balance Forward from Prior Year	1,700.0	1,757.1	1,884.8
Revenue (From Revenue Schedule)	3,012.2	3,072.4	3,133.9
Total Available	4,712.2	4,829.5	5,018.7
Total Appropriated Disbursements	717.6	714.7	714.7
Total Non-Appropriated Disbursements	2,237.5	2,230.0	2,240.0
Balance Forward to Next Year	1,757.1	1,884.8	2,064.0

Appropriated Expenditure	Actual FY 2018	Estimate FY 2019	Estimate FY 2020
Expenditure Categories			
Personal Services	525.4	524.7	524.7
Employee Related Expenses	190.4	190.0	190.0
Prof. And Outside Services	0.0	0.0	0.0
Travel - In State	0.3	0.0	0.0
Travel - Out of State	1.5	0.0	0.0
Food	0.0	0.0	0.0
Aid to Organizations and Individuals	0.0	0.0	0.0
Other Operating Expenses	0.0	0.0	0.0
Equipment	0.0	0.0	0.0
Capital Outlay	0.0	0.0	0.0
Debt Service	0.0	0.0	0.0
Cost Allocation	0.0	0.0	0.0
Transfers	0.0	0.0	0.0
Expenditure Categories Total:	717.6	714.7	714.7
Non-Lapsing Authority from Prior Years	0.0	0.0	0.0
Administrative Adjustments	0.0	0.0	0.0
Capital Projects (Land, Buildings, Improvements)	0.0	0.0	0.0
Appropriated 27th Pay Roll	0.0	0.0	0.0
Legislative Fund Transfers	0.0	0.0	0.0
IT Project Transfers	0.0	0.0	0.0
Appropriated Expenditure Total:	717.6	714.7	714.7
Appropriated FTE:	13.0	13.0	13.0

Non-Appropriated Expenditure	Actual FY 2018	Estimate FY 2019	Estimate FY 2020
Expenditure Categories			
Personal Services	0.0	0.0	0.0
Employee Related Expenses	0.0	0.0	0.0
Prof. And Outside Services	0.0	0.0	0.0
Travel - In State	0.0	0.0	0.0
Travel - Out of State	0.0	0.0	0.0
Food	0.0	0.0	0.0
Aid to Organizations and Individuals	0.0	0.0	0.0
Other Operating Expenses	0.0	0.0	0.0
Equipment	0.0	0.0	0.0
Capital Outlay	0.0	0.0	0.0
Debt Service	0.0	0.0	0.0
Cost Allocation	0.0	0.0	0.0
Transfers	0.0	0.0	0.0
Expenditure Categories Total:	0.0	0.0	0.0
Cap Transfer due to Fund Balance	2,237.5	2,230.0	2,240.0
Prior Commitments or Obligated Expenditures	0.0	0.0	0.0
Non Appropriated 27th Pay Roll	0.0	0.0	0.0
Non-Appropriated Expenditure Total:	2,237.5	2,230.0	2,240.0
Non-Appropriated FTE:	0.0	0.0	0.0

Sources and Uses of Funds

Agency: Corporation Commission

Fund Description

OSPB: Revenues consist of fees and costs collected pursuant to enforcement of investment management regulations. The Commission uses these funds for education, regulatory, investigative, and enforcement operations in the securities division. Year end balances

Sources and Uses of Funds

Agency:	Corporation Commission
Fund:	2500 IGA and ISA Fund

Cash Flow Summary	Actual FY 2018	Estimate FY 2019	Estimate FY 2020
Balance Forward from Prior Year	6.3	8.2	8.0
Revenue (From Revenue Schedule)	1.9	1.8	1.8
Total Available	8.2	10.0	9.8
Total Appropriated Disbursements	0.0	0.0	0.0
Total Non-Appropriated Disbursements	0.0	2.0	2.0
Balance Forward to Next Year	8.2	8.0	7.8

Appropriated Expenditure	Actual FY 2018	Estimate FY 2019	Estimate FY 2020
Expenditure Categories			
Personal Services	0.0	0.0	0.0
Employee Related Expenses	0.0	0.0	0.0
Prof. And Outside Services	0.0	0.0	0.0
Travel - In State	0.0	0.0	0.0
Travel - Out of State	0.0	0.0	0.0
Food	0.0	0.0	0.0
Aid to Organizations and Individuals	0.0	0.0	0.0
Other Operating Expenses	0.0	0.0	0.0
Equipment	0.0	0.0	0.0
Capital Outlay	0.0	0.0	0.0
Debt Service	0.0	0.0	0.0
Cost Allocation	0.0	0.0	0.0
Transfers	0.0	0.0	0.0
Expenditure Categories Total:	0.0	0.0	0.0
Non-Lapsing Authority from Prior Years	0.0	0.0	0.0
Administrative Adjustments	0.0	0.0	0.0
Capital Projects (Land, Buildings,Improvements)	0.0	0.0	0.0
Appropriated 27th Pay Roll	0.0	0.0	0.0
Legislative Fund Transfers	0.0	0.0	0.0
IT Project Transfers	0.0	0.0	0.0
Appropriated Expenditure Total:	0.0	0.0	0.0
Appropriated FTE:	0.0	0.0	0.0

Non-Appropriated Expenditure	Actual FY 2018	Estimate FY 2019	Estimate FY 2020
Expenditure Categories			
Personal Services	0.0	0.0	0.0
Employee Related Expenses	0.0	0.0	0.0
Prof. And Outside Services	0.0	0.0	0.0
Travel - In State	0.0	0.0	0.0
Travel - Out of State	0.0	0.0	0.0
Food	0.0	0.0	0.0
Aid to Organizations and Individuals	0.0	0.0	0.0
Other Operating Expenses	0.0	0.0	0.0
Equipment	0.0	0.0	0.0
Capital Outlay	0.0	0.0	0.0
Debt Service	0.0	0.0	0.0
Cost Allocation	0.0	0.0	0.0
Transfers	0.0	0.0	0.0
Expenditure Categories Total:	0.0	0.0	0.0
Cap Transfer due to Fund Balance	0.0	0.0	0.0
Prior Commitments or Obligated Expenditures	0.0	2.0	2.0
Non Appropriated 27th Pay Roll	0.0	0.0	0.0
Non-Appropriated Expenditure Total:	0.0	2.0	2.0
Non-Appropriated FTE:	0.0	0.0	0.0

Sources and Uses of Funds

Agency: Corporation Commission

Fund Description

OSP: This fund was established for state agencies as a clearing account to properly account for, control, and report receipts and disbursements associated with intergovernmental and interagency service agreements, which are not reported in other funds.

Sources and Uses of Funds

Agency:	Corporation Commission
Fund:	2548 Arizona Competes Fund

Cash Flow Summary	Actual FY 2018	Estimate FY 2019	Estimate FY 2020
Balance Forward from Prior Year	0.0	0.0	0.0
Total Available	0.0	0.0	0.0
Total Appropriated Disbursements	0.0	0.0	0.0
Total Non-Appropriated Disbursements	0.0	0.0	0.0
Balance Forward to Next Year	0.0	0.0	0.0

Appropriated Expenditure	Actual FY 2018	Estimate FY 2019	Estimate FY 2020
Expenditure Categories	Actual FY 2018	Estimate FY 2019	Estimate FY 2020
Personal Services	0.0	0.0	0.0
Employee Related Expenses	0.0	0.0	0.0
Prof. And Outside Services	0.0	0.0	0.0
Travel - In State	0.0	0.0	0.0
Travel - Out of State	0.0	0.0	0.0
Food	0.0	0.0	0.0
Aid to Organizations and Individuals	0.0	0.0	0.0
Other Operating Expenses	0.0	0.0	0.0
Equipment	0.0	0.0	0.0
Capital Outlay	0.0	0.0	0.0
Debt Service	0.0	0.0	0.0
Cost Allocation	0.0	0.0	0.0
Transfers	0.0	0.0	0.0
Expenditure Categories Total:	0.0	0.0	0.0
Non-Lapsing Authority from Prior Years	0.0	0.0	0.0
Administrative Adjustments	0.0	0.0	0.0
Capital Projects (Land, Buildings, Improvements)	0.0	0.0	0.0
Appropriated 27th Pay Roll	0.0	0.0	0.0
Legislative Fund Transfers	0.0	0.0	0.0
IT Project Transfers	0.0	0.0	0.0
Appropriated Expenditure Total:	0.0	0.0	0.0
Appropriated FTE:	0.0	0.0	0.0

Non-Appropriated Expenditure	Actual FY 2018	Estimate FY 2019	Estimate FY 2020
Expenditure Categories	Actual FY 2018	Estimate FY 2019	Estimate FY 2020
Personal Services	0.0	0.0	0.0
Employee Related Expenses	0.0	0.0	0.0
Prof. And Outside Services	0.0	0.0	0.0
Travel - In State	0.0	0.0	0.0
Travel - Out of State	0.0	0.0	0.0
Food	0.0	0.0	0.0
Aid to Organizations and Individuals	0.0	0.0	0.0
Other Operating Expenses	0.0	0.0	0.0
Equipment	0.0	0.0	0.0
Capital Outlay	0.0	0.0	0.0
Debt Service	0.0	0.0	0.0
Cost Allocation	0.0	0.0	0.0
Transfers	0.0	0.0	0.0
Expenditure Categories Total:	0.0	0.0	0.0
Cap Transfer due to Fund Balance	0.0	0.0	0.0
Prior Commitments or Obligated Expenditures	0.0	0.0	0.0
Non Appropriated 27th Pay Roll	0.0	0.0	0.0
Non-Appropriated Expenditure Total:	0.0	0.0	0.0
Non-Appropriated FTE:	0.0	0.0	0.0

Fund Description

OSPB: Revenues consist of tax withholdings, state lottery fund deposits, and various Corporation Commission filing and registration fees. Monies are used to enhance economic development efforts, including deal closing grants to Arizona businesses.

Sources and Uses of Funds

Agency:	Corporation Commission
Fund:	2600 Payment Card Clearing Fund

Cash Flow Summary	Actual FY 2018	Estimate FY 2019	Estimate FY 2020
Balance Forward from Prior Year	1,101.0	1,456.4	254.4
Revenue (From Revenue Schedule)	355.4	(1,202.0)	(254.4)
Total Available	1,456.4	254.4	0.0
Total Appropriated Disbursements	0.0	0.0	0.0
Total Non-Appropriated Disbursements	0.0	0.0	0.0
Balance Forward to Next Year	1,456.4	254.4	0.0

Appropriated Expenditure	Actual FY 2018	Estimate FY 2019	Estimate FY 2020
Expenditure Categories			
Personal Services	0.0	0.0	0.0
Employee Related Expenses	0.0	0.0	0.0
Prof. And Outside Services	0.0	0.0	0.0
Travel - In State	0.0	0.0	0.0
Travel - Out of State	0.0	0.0	0.0
Food	0.0	0.0	0.0
Aid to Organizations and Individuals	0.0	0.0	0.0
Other Operating Expenses	0.0	0.0	0.0
Equipment	0.0	0.0	0.0
Capital Outlay	0.0	0.0	0.0
Debt Service	0.0	0.0	0.0
Cost Allocation	0.0	0.0	0.0
Transfers	0.0	0.0	0.0
Expenditure Categories Total:	0.0	0.0	0.0
Non-Lapsing Authority from Prior Years	0.0	0.0	0.0
Administrative Adjustments	0.0	0.0	0.0
Capital Projects (Land, Buildings, Improvements)	0.0	0.0	0.0
Appropriated 27th Pay Roll	0.0	0.0	0.0
Legislative Fund Transfers	0.0	0.0	0.0
IT Project Transfers	0.0	0.0	0.0
Appropriated Expenditure Total:	0.0	0.0	0.0
Appropriated FTE:	0.0	0.0	0.0

Non-Appropriated Expenditure	Actual FY 2018	Estimate FY 2019	Estimate FY 2020
Expenditure Categories			
Personal Services	0.0	0.0	0.0
Employee Related Expenses	0.0	0.0	0.0
Prof. And Outside Services	0.0	0.0	0.0
Travel - In State	0.0	0.0	0.0
Travel - Out of State	0.0	0.0	0.0
Food	0.0	0.0	0.0
Aid to Organizations and Individuals	0.0	0.0	0.0
Other Operating Expenses	0.0	0.0	0.0
Equipment	0.0	0.0	0.0
Capital Outlay	0.0	0.0	0.0
Debt Service	0.0	0.0	0.0
Cost Allocation	0.0	0.0	0.0
Transfers	0.0	0.0	0.0
Expenditure Categories Total:	0.0	0.0	0.0
Cap Transfer due to Fund Balance	0.0	0.0	0.0
Prior Commitments or Obligated Expenditures	0.0	0.0	0.0
Non Appropriated 27th Pay Roll	0.0	0.0	0.0
Non-Appropriated Expenditure Total:	0.0	0.0	0.0
Non-Appropriated FTE:	0.0	0.0	0.0

Fund Description

OSP: Funding source is from various fees charged to the public for licensing and other activities. The fund is set up as a pass through of deposits coming in to the Treasurer's Office from fees paid by payment cards.

Sources and Uses of Funds

Agency:	Corporation Commission
Fund:	2999 Federal Economic Recovery Fund

Cash Flow Summary	Actual FY 2018	Estimate FY 2019	Estimate FY 2020
Balance Forward from Prior Year	0.0	0.0	0.0
Total Available	0.0	0.0	0.0
Total Appropriated Disbursements	0.0	0.0	0.0
Total Non-Appropriated Disbursements	0.0	0.0	0.0
Balance Forward to Next Year	0.0	0.0	0.0

Appropriated Expenditure	Actual FY 2018	Estimate FY 2019	Estimate FY 2020
Expenditure Categories	Actual FY 2018	Estimate FY 2019	Estimate FY 2020
Personal Services	0.0	0.0	0.0
Employee Related Expenses	0.0	0.0	0.0
Prof. And Outside Services	0.0	0.0	0.0
Travel - In State	0.0	0.0	0.0
Travel - Out of State	0.0	0.0	0.0
Food	0.0	0.0	0.0
Aid to Organizations and Individuals	0.0	0.0	0.0
Other Operating Expenses	0.0	0.0	0.0
Equipment	0.0	0.0	0.0
Capital Outlay	0.0	0.0	0.0
Debt Service	0.0	0.0	0.0
Cost Allocation	0.0	0.0	0.0
Transfers	0.0	0.0	0.0
Expenditure Categories Total:	0.0	0.0	0.0
Non-Lapsing Authority from Prior Years	0.0	0.0	0.0
Administrative Adjustments	0.0	0.0	0.0
Capital Projects (Land, Buildings,Improvements)	0.0	0.0	0.0
Appropriated 27th Pay Roll	0.0	0.0	0.0
Legislative Fund Transfers	0.0	0.0	0.0
IT Project Transfers	0.0	0.0	0.0
Appropriated Expenditure Total:	0.0	0.0	0.0
Appropriated FTE:	0.0	0.0	0.0

Non-Appropriated Expenditure	Actual FY 2018	Estimate FY 2019	Estimate FY 2020
Expenditure Categories	Actual FY 2018	Estimate FY 2019	Estimate FY 2020
Personal Services	0.0	0.0	0.0
Employee Related Expenses	0.0	0.0	0.0
Prof. And Outside Services	0.0	0.0	0.0
Travel - In State	0.0	0.0	0.0
Travel - Out of State	0.0	0.0	0.0
Food	0.0	0.0	0.0
Aid to Organizations and Individuals	0.0	0.0	0.0
Other Operating Expenses	0.0	0.0	0.0
Equipment	0.0	0.0	0.0
Capital Outlay	0.0	0.0	0.0
Debt Service	0.0	0.0	0.0
Cost Allocation	0.0	0.0	0.0
Transfers	0.0	0.0	0.0
Expenditure Categories Total:	0.0	0.0	0.0
Cap Transfer due to Fund Balance	0.0	0.0	0.0
Prior Commitments or Obligated Expenditures	0.0	0.0	0.0
Non Appropriated 27th Pay Roll	0.0	0.0	0.0
Non-Appropriated Expenditure Total:	0.0	0.0	0.0
Non-Appropriated FTE:	0.0	0.0	0.0

Fund Description

OSPb: Funds received from the American Recovery and Reinvestment Act of 2009 (ARRA) are used in accordance with the guidelines established by the federal government.

Sources and Uses of Funds

Agency:	Corporation Commission
Fund:	3014 Arizona Arts Trust Fund

Cash Flow Summary	Actual FY 2018	Estimate FY 2019	Estimate FY 2020
Balance Forward from Prior Year	0.0	0.0	0.0
Total Available	0.0	0.0	0.0
Total Appropriated Disbursements	0.0	0.0	0.0
Total Non-Appropriated Disbursements	0.0	0.0	0.0
Balance Forward to Next Year	0.0	0.0	0.0

Appropriated Expenditure	Actual FY 2018	Estimate FY 2019	Estimate FY 2020
Expenditure Categories			
Personal Services	0.0	0.0	0.0
Employee Related Expenses	0.0	0.0	0.0
Prof. And Outside Services	0.0	0.0	0.0
Travel - In State	0.0	0.0	0.0
Travel - Out of State	0.0	0.0	0.0
Food	0.0	0.0	0.0
Aid to Organizations and Individuals	0.0	0.0	0.0
Other Operating Expenses	0.0	0.0	0.0
Equipment	0.0	0.0	0.0
Capital Outlay	0.0	0.0	0.0
Debt Service	0.0	0.0	0.0
Cost Allocation	0.0	0.0	0.0
Transfers	0.0	0.0	0.0
Expenditure Categories Total:	0.0	0.0	0.0
Non-Lapsing Authority from Prior Years	0.0	0.0	0.0
Administrative Adjustments	0.0	0.0	0.0
Capital Projects (Land, Buildings, Improvements)	0.0	0.0	0.0
Appropriated 27th Pay Roll	0.0	0.0	0.0
Legislative Fund Transfers	0.0	0.0	0.0
IT Project Transfers	0.0	0.0	0.0
Appropriated Expenditure Total:	0.0	0.0	0.0
Appropriated FTE:	0.0	0.0	0.0

Non-Appropriated Expenditure	Actual FY 2018	Estimate FY 2019	Estimate FY 2020
Expenditure Categories			
Personal Services	0.0	0.0	0.0
Employee Related Expenses	0.0	0.0	0.0
Prof. And Outside Services	0.0	0.0	0.0
Travel - In State	0.0	0.0	0.0
Travel - Out of State	0.0	0.0	0.0
Food	0.0	0.0	0.0
Aid to Organizations and Individuals	0.0	0.0	0.0
Other Operating Expenses	0.0	0.0	0.0
Equipment	0.0	0.0	0.0
Capital Outlay	0.0	0.0	0.0
Debt Service	0.0	0.0	0.0
Cost Allocation	0.0	0.0	0.0
Transfers	0.0	0.0	0.0
Expenditure Categories Total:	0.0	0.0	0.0
Cap Transfer due to Fund Balance	0.0	0.0	0.0
Prior Commitments or Obligated Expenditures	0.0	0.0	0.0
Non Appropriated 27th Pay Roll	0.0	0.0	0.0
Non-Appropriated Expenditure Total:	0.0	0.0	0.0
Non-Appropriated FTE:	0.0	0.0	0.0

Fund Description

OSPB: Revenues come from a portion of the filing fee for each annual report filed with the Arizona Corporation Commission. Funds are used to award grants to organizations and individual artists with the purpose of advancing and fostering the arts in Arizona.

Sources and Uses of Funds

Agency:	Corporation Commission
Fund:	3043 Arizona Arts Trust Fund

Cash Flow Summary	Actual FY 2018	Estimate FY 2019	Estimate FY 2020
Balance Forward from Prior Year	3.1	1.4	1.4
Revenue (From Revenue Schedule)	49.9	50.7	50.7
Total Available	53.0	52.1	52.1
Total Appropriated Disbursements	51.6	50.7	50.7
Total Non-Appropriated Disbursements	0.0	0.0	0.0
Balance Forward to Next Year	1.4	1.4	1.4

Appropriated Expenditure	Actual FY 2018	Estimate FY 2019	Estimate FY 2020
Expenditure Categories			
Personal Services	29.8	29.7	29.7
Employee Related Expenses	21.8	21.0	21.0
Prof. And Outside Services	0.0	0.0	0.0
Travel - In State	0.0	0.0	0.0
Travel - Out of State	0.0	0.0	0.0
Food	0.0	0.0	0.0
Aid to Organizations and Individuals	0.0	0.0	0.0
Other Operating Expenses	0.0	0.0	0.0
Equipment	0.0	0.0	0.0
Capital Outlay	0.0	0.0	0.0
Debt Service	0.0	0.0	0.0
Cost Allocation	0.0	0.0	0.0
Transfers	0.0	0.0	0.0
Expenditure Categories Total:	51.6	50.7	50.7
Non-Lapsing Authority from Prior Years	0.0	0.0	0.0
Administrative Adjustments	0.0	0.0	0.0
Capital Projects (Land, Buildings,Improvements)	0.0	0.0	0.0
Appropriated 27th Pay Roll	0.0	0.0	0.0
Legislative Fund Transfers	0.0	0.0	0.0
IT Project Transfers	0.0	0.0	0.0
Appropriated Expenditure Total:	51.6	50.7	50.7
Appropriated FTE:	1.0	1.0	1.0

Non-Appropriated Expenditure	Actual FY 2018	Estimate FY 2019	Estimate FY 2020
Expenditure Categories			
Personal Services	0.0	0.0	0.0
Employee Related Expenses	0.0	0.0	0.0
Prof. And Outside Services	0.0	0.0	0.0
Travel - In State	0.0	0.0	0.0
Travel - Out of State	0.0	0.0	0.0
Food	0.0	0.0	0.0
Aid to Organizations and Individuals	0.0	0.0	0.0
Other Operating Expenses	0.0	0.0	0.0
Equipment	0.0	0.0	0.0
Capital Outlay	0.0	0.0	0.0
Debt Service	0.0	0.0	0.0
Cost Allocation	0.0	0.0	0.0
Transfers	0.0	0.0	0.0
Expenditure Categories Total:	0.0	0.0	0.0
Cap Transfer due to Fund Balance	0.0	0.0	0.0
Prior Commitments or Obligated Expenditures	0.0	0.0	0.0
Non Appropriated 27th Pay Roll	0.0	0.0	0.0
Non-Appropriated Expenditure Total:	0.0	0.0	0.0
Non-Appropriated FTE:	0.0	0.0	0.0

Sources and Uses of Funds

Agency: Corporation Commission

Fund Description

OSPB: Revenues come from a portion of the filing fee for each annual report filed with the Arizona Corporation Commission. Funds are used to award grants to organizations and individual artists with the purpose of advancing and fostering the arts in Arizona.

Sources and Uses of Funds

Agency:	Corporation Commission
Fund:	3180 Court Ordered Trust Fund

Cash Flow Summary	Actual FY 2018	Estimate FY 2019	Estimate FY 2020
Balance Forward from Prior Year	669.2	904.0	784.0
Revenue (From Revenue Schedule)	234.8	(120.0)	(120.0)
Total Available	904.0	784.0	664.0
Total Appropriated Disbursements	0.0	0.0	0.0
Total Non-Appropriated Disbursements	0.0	0.0	0.0
Balance Forward to Next Year	904.0	784.0	664.0

Appropriated Expenditure	Actual FY 2018	Estimate FY 2019	Estimate FY 2020
Expenditure Categories			
Personal Services	0.0	0.0	0.0
Employee Related Expenses	0.0	0.0	0.0
Prof. And Outside Services	0.0	0.0	0.0
Travel - In State	0.0	0.0	0.0
Travel - Out of State	0.0	0.0	0.0
Food	0.0	0.0	0.0
Aid to Organizations and Individuals	0.0	0.0	0.0
Other Operating Expenses	0.0	0.0	0.0
Equipment	0.0	0.0	0.0
Capital Outlay	0.0	0.0	0.0
Debt Service	0.0	0.0	0.0
Cost Allocation	0.0	0.0	0.0
Transfers	0.0	0.0	0.0
Expenditure Categories Total:	0.0	0.0	0.0
Non-Lapsing Authority from Prior Years	0.0	0.0	0.0
Administrative Adjustments	0.0	0.0	0.0
Capital Projects (Land, Buildings,Improvements)	0.0	0.0	0.0
Appropriated 27th Pay Roll	0.0	0.0	0.0
Legislative Fund Transfers	0.0	0.0	0.0
IT Project Transfers	0.0	0.0	0.0
Appropriated Expenditure Total:	0.0	0.0	0.0
Appropriated FTE:	0.0	0.0	0.0

Non-Appropriated Expenditure	Actual FY 2018	Estimate FY 2019	Estimate FY 2020
Expenditure Categories			
Personal Services	0.0	0.0	0.0
Employee Related Expenses	0.0	0.0	0.0
Prof. And Outside Services	0.0	0.0	0.0
Travel - In State	0.0	0.0	0.0
Travel - Out of State	0.0	0.0	0.0
Food	0.0	0.0	0.0
Aid to Organizations and Individuals	0.0	0.0	0.0
Other Operating Expenses	0.0	0.0	0.0
Equipment	0.0	0.0	0.0
Capital Outlay	0.0	0.0	0.0
Debt Service	0.0	0.0	0.0
Cost Allocation	0.0	0.0	0.0
Transfers	0.0	0.0	0.0
Expenditure Categories Total:	0.0	0.0	0.0
Cap Transfer due to Fund Balance	0.0	0.0	0.0
Prior Commitments or Obligated Expenditures	0.0	0.0	0.0
Non Appropriated 27th Pay Roll	0.0	0.0	0.0
Non-Appropriated Expenditure Total:	0.0	0.0	0.0
Non-Appropriated FTE:	0.0	0.0	0.0

Sources and Uses of Funds

Agency: Corporation Commission

Fund Description

OSPB: Restitution funds are received from respondents following an order of restitution pertaining to securities law violations. Funds are invested with the State Treasurer in an interest bearing account and distributed periodically to known investor claimants

Sources and Uses of Funds

Agency:	Corporation Commission
Fund:	3888 Office of Economic Opportunity Operations Fund

Cash Flow Summary	Actual FY 2018	Estimate FY 2019	Estimate FY 2020
Balance Forward from Prior Year	113.2	35.5	0.0
Revenue (From Revenue Schedule)	(77.7)	(35.5)	0.0
Total Available	35.5	0.0	0.0
Total Appropriated Disbursements	0.0	0.0	0.0
Total Non-Appropriated Disbursements	0.0	0.0	0.0
Balance Forward to Next Year	35.5	0.0	0.0

Appropriated Expenditure	Actual FY 2018	Estimate FY 2019	Estimate FY 2020
Expenditure Categories			
Personal Services	0.0	0.0	0.0
Employee Related Expenses	0.0	0.0	0.0
Prof. And Outside Services	0.0	0.0	0.0
Travel - In State	0.0	0.0	0.0
Travel - Out of State	0.0	0.0	0.0
Food	0.0	0.0	0.0
Aid to Organizations and Individuals	0.0	0.0	0.0
Other Operating Expenses	0.0	0.0	0.0
Equipment	0.0	0.0	0.0
Capital Outlay	0.0	0.0	0.0
Debt Service	0.0	0.0	0.0
Cost Allocation	0.0	0.0	0.0
Transfers	0.0	0.0	0.0
Expenditure Categories Total:	0.0	0.0	0.0
Non-Lapsing Authority from Prior Years	0.0	0.0	0.0
Administrative Adjustments	0.0	0.0	0.0
Capital Projects (Land, Buildings,Improvements)	0.0	0.0	0.0
Appropriated 27th Pay Roll	0.0	0.0	0.0
Legislative Fund Transfers	0.0	0.0	0.0
IT Project Transfers	0.0	0.0	0.0
Appropriated Expenditure Total:	0.0	0.0	0.0
Appropriated FTE:	0.0	0.0	0.0

Non-Appropriated Expenditure	Actual FY 2018	Estimate FY 2019	Estimate FY 2020
Expenditure Categories			
Personal Services	0.0	0.0	0.0
Employee Related Expenses	0.0	0.0	0.0
Prof. And Outside Services	0.0	0.0	0.0
Travel - In State	0.0	0.0	0.0
Travel - Out of State	0.0	0.0	0.0
Food	0.0	0.0	0.0
Aid to Organizations and Individuals	0.0	0.0	0.0
Other Operating Expenses	0.0	0.0	0.0
Equipment	0.0	0.0	0.0
Capital Outlay	0.0	0.0	0.0
Debt Service	0.0	0.0	0.0
Cost Allocation	0.0	0.0	0.0
Transfers	0.0	0.0	0.0
Expenditure Categories Total:	0.0	0.0	0.0
Cap Transfer due to Fund Balance	0.0	0.0	0.0
Prior Commitments or Obligated Expenditures	0.0	0.0	0.0
Non Appropriated 27th Pay Roll	0.0	0.0	0.0
Non-Appropriated Expenditure Total:	0.0	0.0	0.0
Non-Appropriated FTE:	0.0	0.0	0.0

Fund Description

OSPB:

Sources and Uses of Funds

Agency:	Corporation Commission
Fund:	9000 Indirect Cost Recovery Fund

Cash Flow Summary	Actual FY 2018	Estimate FY 2019	Estimate FY 2020
Balance Forward from Prior Year	0.0	0.0	0.0
Total Available	0.0	0.0	0.0
Total Appropriated Disbursements	0.0	0.0	0.0
Total Non-Appropriated Disbursements	0.0	0.0	0.0
Balance Forward to Next Year	0.0	0.0	0.0

Appropriated Expenditure	Actual FY 2018	Estimate FY 2019	Estimate FY 2020
Expenditure Categories	Actual FY 2018	Estimate FY 2019	Estimate FY 2020
Personal Services	0.0	0.0	0.0
Employee Related Expenses	0.0	0.0	0.0
Prof. And Outside Services	0.0	0.0	0.0
Travel - In State	0.0	0.0	0.0
Travel - Out of State	0.0	0.0	0.0
Food	0.0	0.0	0.0
Aid to Organizations and Individuals	0.0	0.0	0.0
Other Operating Expenses	0.0	0.0	0.0
Equipment	0.0	0.0	0.0
Capital Outlay	0.0	0.0	0.0
Debt Service	0.0	0.0	0.0
Cost Allocation	0.0	0.0	0.0
Transfers	0.0	0.0	0.0
Expenditure Categories Total:	0.0	0.0	0.0
Non-Lapsing Authority from Prior Years	0.0	0.0	0.0
Administrative Adjustments	0.0	0.0	0.0
Capital Projects (Land, Buildings,Improvements)	0.0	0.0	0.0
Appropriated 27th Pay Roll	0.0	0.0	0.0
Legislative Fund Transfers	0.0	0.0	0.0
IT Project Transfers	0.0	0.0	0.0
Appropriated Expenditure Total:	0.0	0.0	0.0
Appropriated FTE:	0.0	0.0	0.0

Non-Appropriated Expenditure	Actual FY 2018	Estimate FY 2019	Estimate FY 2020
Expenditure Categories	Actual FY 2018	Estimate FY 2019	Estimate FY 2020
Personal Services	0.0	0.0	0.0
Employee Related Expenses	0.0	0.0	0.0
Prof. And Outside Services	0.0	0.0	0.0
Travel - In State	0.0	0.0	0.0
Travel - Out of State	0.0	0.0	0.0
Food	0.0	0.0	0.0
Aid to Organizations and Individuals	0.0	0.0	0.0
Other Operating Expenses	0.0	0.0	0.0
Equipment	0.0	0.0	0.0
Capital Outlay	0.0	0.0	0.0
Debt Service	0.0	0.0	0.0
Cost Allocation	0.0	0.0	0.0
Transfers	0.0	0.0	0.0
Expenditure Categories Total:	0.0	0.0	0.0
Cap Transfer due to Fund Balance	0.0	0.0	0.0
Prior Commitments or Obligated Expenditures	0.0	0.0	0.0
Non Appropriated 27th Pay Roll	0.0	0.0	0.0
Non-Appropriated Expenditure Total:	0.0	0.0	0.0
Non-Appropriated FTE:	0.0	0.0	0.0

Fund Description

OSPB: A clearing account used for the payment of administrative expenditures not directly attributable to any one program, but associated with federal grant monies and other non-appropriated funds.

Funding Issues List

Agency: Corporation Commission

FY 2020

Priority	Funding Issue Title	Total FTE	Total Amount	General Fund	Other Aprop. Funds	Non-App Funds
1	Railroad Saftey Inspectors	2.0	200.0	200.0	0.0	0.0
2	Removal of One Time Appropriation	0.0	(196.6)	(196.6)	0.0	0.0
Total:		2.0	3.4	3.4	0.0	0.0
Decision Package Total:		2.0	3.4	3.4	0.0	0.0

Funding Issue Detail

Agency: Corporation Commission

Issue: 1 Railroad Safety Inspectors

Program: Railroad Safety
Fund: 1000-A General Fund (Appropriated)

Calculated ERE: \$44.40
Uniform Allowance: \$0.00

Expenditure Categories	FY 2020
FTE	2.0
Personal Services	126.6
Employee Related Expenses	44.4
Subtotal Personal Services and ERE:	171.0
Professional & Outside Services	0.0
Travel In-State	23.0
Travel Out-of-State	0.0
Food	0.0
Aid to Organizations & Individuals	0.0
Other Operating Expenditures	6.0
Equipment	0.0
Capital Outlay	0.0
Debt Services	0.0
Cost Allocation	0.0
Transfers	0.0
Program / Fund Total:	200.0

Issue: 2 Removal of One Time Appropriation

Program: SLI Railroad Safety Inspectors
Fund: 1000-A General Fund (Appropriated)

Calculated ERE: (\$27.10)
Uniform Allowance: \$0.00

Expenditure Categories	FY 2020
FTE	0.0
Personal Services	(140.0)
Employee Related Expenses	(56.6)
Subtotal Personal Services and ERE:	(196.6)
Professional & Outside Services	0.0
Travel In-State	0.0
Travel Out-of-State	0.0
Food	0.0
Aid to Organizations & Individuals	0.0
Other Operating Expenditures	0.0
Equipment	0.0
Capital Outlay	0.0
Debt Services	0.0
Cost Allocation	0.0
Transfers	0.0
Program / Fund Total:	(196.6)

Summary of Expenditure and Budget Request for All Funds

Agency: Corporation Commission

Appropriated

FY 2018 Actual	FY 2019 Expd. Plan	FY 2020 Fund. Issue	FY 2020 Total Request
-------------------	-----------------------	------------------------	--------------------------

Cost Center/Program:

1	Administration	3,614.5	3,795.1	0.0	3,795.1
2	Hearings	1,999.0	2,223.2	0.0	2,223.2
3	Corporations	3,600.0	3,863.3	0.0	3,863.3
4	Securities	4,620.3	4,798.5	0.0	4,798.5
5	Railroad Safety	906.0	1,065.8	3.4	1,069.2
6	Pipeline Safety	1,080.3	592.9	0.0	592.9
7	Utilities	5,786.9	5,980.4	0.0	5,980.4
8	Legal	1,792.5	1,975.2	0.0	1,975.2
9	Information Technology	2,424.1	2,746.4	0.0	2,746.4
10	Communications	640.5	739.7	0.0	739.7
		26,464.1	27,780.5	3.4	27,783.9

Expenditure Categories

FTE	300.4	440.4	2.0	442.4
Personal Services	15,658.4	16,305.5	(13.4)	16,292.1
Employee Related Expenses	6,010.9	6,391.9	(12.2)	6,379.7
Professional and Outside Services	1,292.6	1,401.9	0.0	1,401.9
Travel In-State	164.5	225.0	23.0	248.0
Travel Out of State	126.2	151.0	0.0	151.0
Food	0.0	0.0	0.0	0.0
Aid to Organizations and Individuals	0.0	0.0	0.0	0.0
Other Operating Expenses	2,925.9	3,023.2	6.0	3,029.2
Equipment	255.7	282.0	0.0	282.0
Capital Outlay	0.0	0.0	0.0	0.0
Debt Service	0.0	0.0	0.0	0.0
Cost Allocation	0.0	0.0	0.0	0.0
Transfers	29.9	0.0	0.0	0.0

Expenditure Categories Total:

26,464.1	27,780.5	3.4	27,783.9
----------	----------	-----	----------

Summary of Expenditure and Budget Request for All Funds

Agency: Corporation Commission

Non-Appropriated

		FY 2018 Actual	FY 2019 Expd. Plan	FY 2020 Fund. Issue	FY 2020 Total Request
Cost Center/Program:					
6	Pipeline Safety	693.5	825.0	0.0	825.0
		693.5	825.0	0.0	825.0
Expenditure Categories					
	FTE	1.0	1.0	0.0	1.0
	Personal Services	256.6	346.5	0.0	346.5
	Employee Related Expenses	100.0	178.5	0.0	178.5
	Professional and Outside Services	6.5	5.0	0.0	5.0
	Travel In-State	124.8	110.0	0.0	110.0
	Travel Out of State	49.6	35.0	0.0	35.0
	Food	0.0	0.0	0.0	0.0
	Aid to Organizations and Individuals	0.0	0.0	0.0	0.0
	Other Operating Expenses	135.8	150.0	0.0	150.0
	Equipment	19.9	0.0	0.0	0.0
	Capital Outlay	0.0	0.0	0.0	0.0
	Debt Service	0.0	0.0	0.0	0.0
	Cost Allocation	0.0	0.0	0.0	0.0
	Transfers	0.3	0.0	0.0	0.0
Expenditure Categories Total:		693.5	825.0	0.0	825.0

Summary of Expenditure and Budget Request
for All Funds

Agency: Corporation Commission

Agency Total for All Funds: 27,157.6 28,605.5 3.4 28,608.9

Summary of Expenditure and Budget Request for Selected Funds

Agency:	Corporation Commission
Fund:	1000 General Fund (Appropriated)

		FY 2018 Actual	FY 2019 Expd. Plan	FY 2020 Fund. Issue	FY 2020 Total Request
Cost Center/Program:					
5	Railroad Safety	621.0	814.6	3.4	818.0
		621.0	814.6	3.4	818.0
Expenditure Categories					
	FTE	6.0	146.0	2.0	148.0
	Personal Services	406.3	530.0	(13.4)	516.6
	Employee Related Expenses	181.6	228.0	(12.2)	215.8
	Professional and Outside Services	6.7	2.0	0.0	2.0
	Travel In-State	15.9	34.6	23.0	57.6
	Travel Out of State	2.6	0.0	0.0	0.0
	Food	0.0	0.0	0.0	0.0
	Aid to Organizations and Individuals	0.0	0.0	0.0	0.0
	Other Operating Expenses	7.9	20.0	6.0	26.0
	Equipment	0.0	0.0	0.0	0.0
	Capital Outlay	0.0	0.0	0.0	0.0
	Debt Service	0.0	0.0	0.0	0.0
	Cost Allocation	0.0	0.0	0.0	0.0
	Transfers	0.0	0.0	0.0	0.0
Expenditure Categories Total:		621.0	814.6	3.4	818.0
Fund Total:		621.0	814.6	3.4	818.0

Summary of Expenditure and Budget Request for Selected Funds

Agency:	Corporation Commission
Fund:	2000 Federal Grant (Non-Appropriated)

		FY 2018 Actual	FY 2019 Expd. Plan	FY 2020 Fund. Issue	FY 2020 Total Request
Cost Center/Program:					
6	Pipeline Safety	693.5	825.0	0.0	825.0
		693.5	825.0	0.0	825.0
Expenditure Categories					
	FTE	1.0	1.0	0.0	1.0
	Personal Services	256.6	346.5	0.0	346.5
	Employee Related Expenses	100.0	178.5	0.0	178.5
	Professional and Outside Services	6.5	5.0	0.0	5.0
	Travel In-State	124.8	110.0	0.0	110.0
	Travel Out of State	49.6	35.0	0.0	35.0
	Food	0.0	0.0	0.0	0.0
	Aid to Organizations and Individuals	0.0	0.0	0.0	0.0
	Other Operating Expenses	135.8	150.0	0.0	150.0
	Equipment	19.9	0.0	0.0	0.0
	Capital Outlay	0.0	0.0	0.0	0.0
	Debt Service	0.0	0.0	0.0	0.0
	Cost Allocation	0.0	0.0	0.0	0.0
	Transfers	0.3	0.0	0.0	0.0
Expenditure Categories Total:		693.5	825.0	0.0	825.0
Fund Total:		693.5	825.0	0.0	825.0

Summary of Expenditure and Budget Request for Selected Funds

Agency:	Corporation Commission
Fund:	2172 Utility Regulation Revolving (Appropriated)

		FY 2018 Actual	FY 2019 Expd. Plan	FY 2020 Fund. Issue	FY 2020 Total Request
Cost Center/Program:					
1	Administration	2,369.4	2,669.4	0.0	2,669.4
2	Hearings	1,434.0	1,658.2	0.0	1,658.2
5	Railroad Safety	285.0	251.2	0.0	251.2
6	Pipeline Safety	1,080.3	592.9	0.0	592.9
7	Utilities	5,786.9	5,980.4	0.0	5,980.4
8	Legal	1,792.5	1,975.2	0.0	1,975.2
9	Information Technology	498.7	582.3	0.0	582.3
10	Communications	640.5	739.7	0.0	739.7
		13,887.3	14,449.3	0.0	14,449.3
Expenditure Categories					
	FTE	156.5	156.5	0.0	156.5
	Personal Services	8,926.6	9,339.5	0.0	9,339.5
	Employee Related Expenses	3,253.8	3,582.0	0.0	3,582.0
	Professional and Outside Services	558.9	451.5	0.0	451.5
	Travel In-State	121.4	154.4	0.0	154.4
	Travel Out of State	109.3	140.0	0.0	140.0
	Food	0.0	0.0	0.0	0.0
	Aid to Organizations and Individuals	0.0	0.0	0.0	0.0
	Other Operating Expenses	880.2	751.9	0.0	751.9
	Equipment	22.5	30.0	0.0	30.0
	Capital Outlay	0.0	0.0	0.0	0.0
	Debt Service	0.0	0.0	0.0	0.0
	Cost Allocation	0.0	0.0	0.0	0.0
	Transfers	14.6	0.0	0.0	0.0
Expenditure Categories Total:		13,887.3	14,449.3	0.0	14,449.3
Fund Total:		13,887.3	14,449.3	0.0	14,449.3

Summary of Expenditure and Budget Request for Selected Funds

Agency:	Corporation Commission
Fund:	2264 Securities Regulatory & Enforcement (Appropriated)

		FY 2018 Actual	FY 2019 Expd. Plan	FY 2020 Fund. Issue	FY 2020 Total Request
Cost Center/Program:					
1	Administration	496.9	389.4	0.0	389.4
2	Hearings	565.0	565.0	0.0	565.0
4	Securities	3,902.7	4,083.8	0.0	4,083.8
		4,964.6	5,038.2	0.0	5,038.2
Expenditure Categories					
	FTE	46.4	46.4	0.0	46.4
	Personal Services	3,011.5	2,912.2	0.0	2,912.2
	Employee Related Expenses	1,183.6	1,093.1	0.0	1,093.1
	Professional and Outside Services	187.2	402.0	0.0	402.0
	Travel In-State	23.2	30.0	0.0	30.0
	Travel Out of State	10.9	10.0	0.0	10.0
	Food	0.0	0.0	0.0	0.0
	Aid to Organizations and Individuals	0.0	0.0	0.0	0.0
	Other Operating Expenses	518.6	590.9	0.0	590.9
	Equipment	25.5	0.0	0.0	0.0
	Capital Outlay	0.0	0.0	0.0	0.0
	Debt Service	0.0	0.0	0.0	0.0
	Cost Allocation	0.0	0.0	0.0	0.0
	Transfers	4.1	0.0	0.0	0.0
	Expenditure Categories Total:	4,964.6	5,038.2	0.0	5,038.2
	Fund Total:	4,964.6	5,038.2	0.0	5,038.2

Summary of Expenditure and Budget Request for Selected Funds

Agency:	Corporation Commission
Fund:	2333 Public Access Fund (Appropriated)

		FY 2018 Actual	FY 2019 Expd. Plan	FY 2020 Fund. Issue	FY 2020 Total Request
Cost Center/Program:					
1	Administration	748.2	736.3	0.0	736.3
3	Corporations	3,548.4	3,812.6	0.0	3,812.6
9	Information Technology	1,925.4	2,164.1	0.0	2,164.1
		6,222.0	6,713.0	0.0	6,713.0
Expenditure Categories					
	FTE	77.5	77.5	0.0	77.5
	Personal Services	2,758.8	2,969.4	0.0	2,969.4
	Employee Related Expenses	1,179.7	1,277.8	0.0	1,277.8
	Professional and Outside Services	539.8	546.4	0.0	546.4
	Travel In-State	3.7	6.0	0.0	6.0
	Travel Out of State	1.9	1.0	0.0	1.0
	Food	0.0	0.0	0.0	0.0
	Aid to Organizations and Individuals	0.0	0.0	0.0	0.0
	Other Operating Expenses	1,519.2	1,660.4	0.0	1,660.4
	Equipment	207.7	252.0	0.0	252.0
	Capital Outlay	0.0	0.0	0.0	0.0
	Debt Service	0.0	0.0	0.0	0.0
	Cost Allocation	0.0	0.0	0.0	0.0
	Transfers	11.2	0.0	0.0	0.0
Expenditure Categories Total:		6,222.0	6,713.0	0.0	6,713.0
Fund Total:		6,222.0	6,713.0	0.0	6,713.0

Summary of Expenditure and Budget Request for Selected Funds

Agency:	Corporation Commission
Fund:	2404 Securities Investment Management Fund (Appropriated)

		FY 2018 Actual	FY 2019 Expd. Plan	FY 2020 Fund. Issue	FY 2020 Total Request
Cost Center/Program:					
4	Securities	717.6	714.7	0.0	714.7
		717.6	714.7	0.0	714.7
Expenditure Categories					
	FTE	13.0	13.0	0.0	13.0
	Personal Services	525.4	524.7	0.0	524.7
	Employee Related Expenses	190.4	190.0	0.0	190.0
	Professional and Outside Services	0.0	0.0	0.0	0.0
	Travel In-State	0.3	0.0	0.0	0.0
	Travel Out of State	1.5	0.0	0.0	0.0
	Food	0.0	0.0	0.0	0.0
	Aid to Organizations and Individuals	0.0	0.0	0.0	0.0
	Other Operating Expenses	0.0	0.0	0.0	0.0
	Equipment	0.0	0.0	0.0	0.0
	Capital Outlay	0.0	0.0	0.0	0.0
	Debt Service	0.0	0.0	0.0	0.0
	Cost Allocation	0.0	0.0	0.0	0.0
	Transfers	0.0	0.0	0.0	0.0
	Expenditure Categories Total:	717.6	714.7	0.0	714.7
	Fund Total:	717.6	714.7	0.0	714.7

Summary of Expenditure and Budget Request for Selected Funds

Agency:	Corporation Commission
Fund:	3043 Arizona Arts Trust Fund (Appropriated)

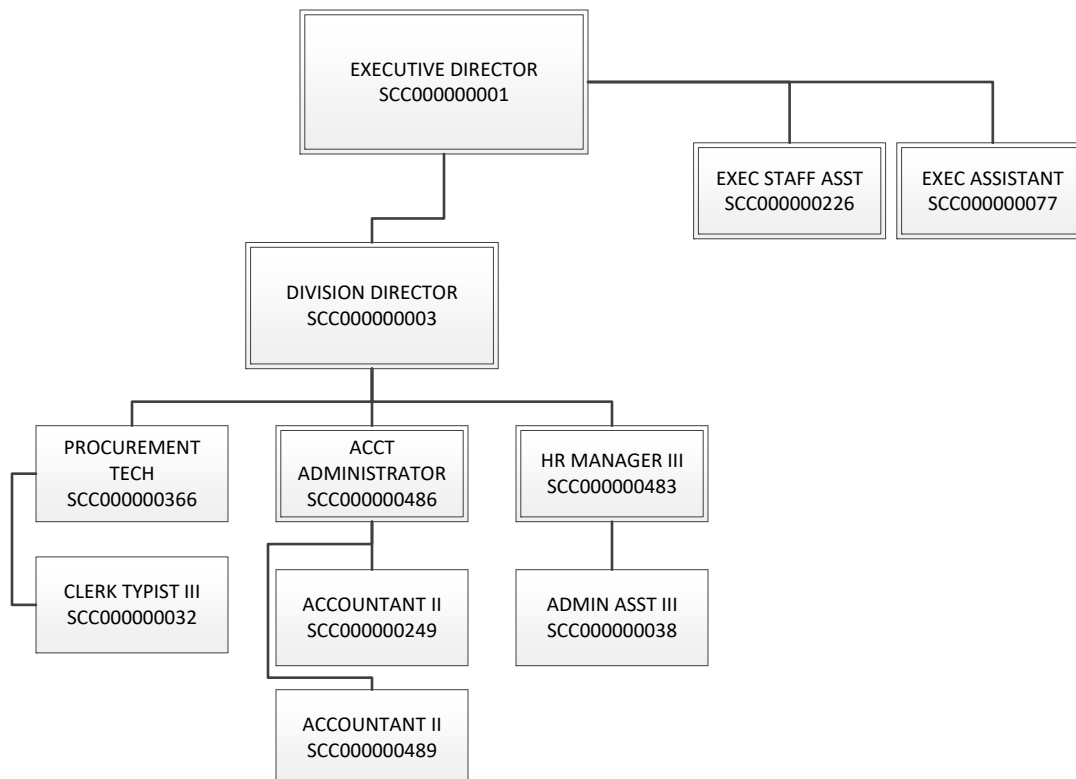
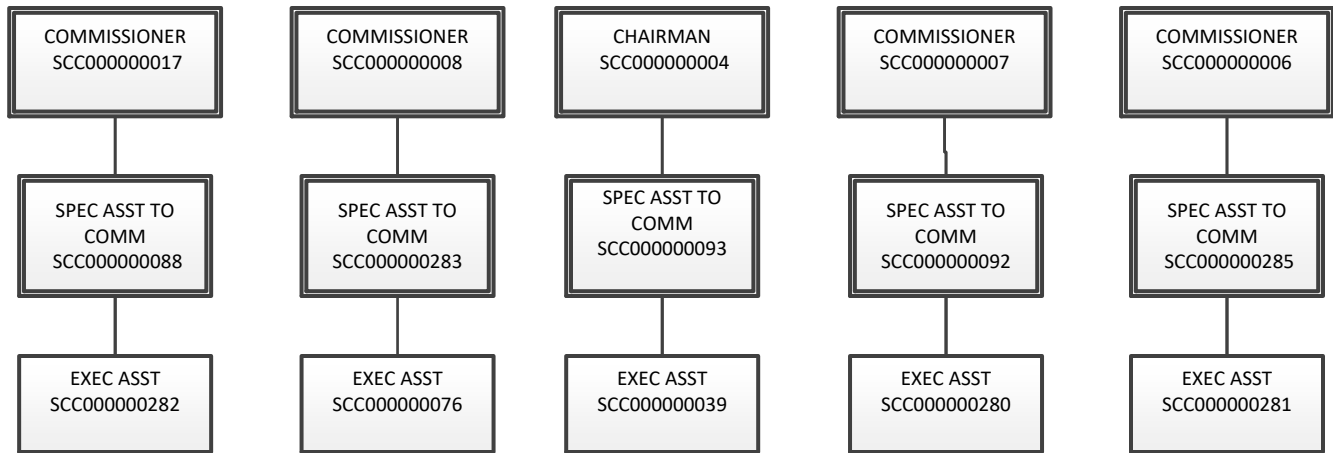
		FY 2018 Actual	FY 2019 Expd. Plan	FY 2020 Fund. Issue	FY 2020 Total Request
Cost Center/Program:					
3	Corporations	51.6	50.7	0.0	50.7
		51.6	50.7	0.0	50.7
Expenditure Categories					
	FTE	1.0	1.0	0.0	1.0
	Personal Services	29.8	29.7	0.0	29.7
	Employee Related Expenses	21.8	21.0	0.0	21.0
	Professional and Outside Services	0.0	0.0	0.0	0.0
	Travel In-State	0.0	0.0	0.0	0.0
	Travel Out of State	0.0	0.0	0.0	0.0
	Food	0.0	0.0	0.0	0.0
	Aid to Organizations and Individuals	0.0	0.0	0.0	0.0
	Other Operating Expenses	0.0	0.0	0.0	0.0
	Equipment	0.0	0.0	0.0	0.0
	Capital Outlay	0.0	0.0	0.0	0.0
	Debt Service	0.0	0.0	0.0	0.0
	Cost Allocation	0.0	0.0	0.0	0.0
	Transfers	0.0	0.0	0.0	0.0
Expenditure Categories Total:		51.6	50.7	0.0	50.7
Fund Total:		51.6	50.7	0.0	50.7

Summary of Expenditure and Budget Request
for Selected Funds

Agency:	Corporation Commission
Fund:	3043 Arizona Arts Trust Fund (Appropriated)

	FY 2018 Actual	FY 2019 Expd. Plan	FY 2020 Fund. Issue	FY 2020 Total Request			
Agency Total for Selected Funds	27,157.6	28,605.5	3.4	28,608.9			

ARIZONA CORPORATION COMMISSION ADMINISTRATION



Program Budget Unit Summary of Expenditures and Budget Request for All Funds

Agency:	Corporation Commission
Program:	Administration

Expenditure Categories		FY 2018	FY 2019	FY 2020	FY 2020
		Actual	Expd. Plan	Fund. Issue	Total Request
0000	FTE	28.0	28.0	0.0	28.0
6000	Personal Services	1,848.4	1,834.9	0.0	1,834.9
6100	Employee Related Expenses	708.0	814.8	0.0	814.8
6200	Professional and Outside Services	281.8	322.0	0.0	322.0
6500	Travel In-State	9.5	70.0	0.0	70.0
6600	Travel Out of State	64.3	105.0	0.0	105.0
6700	Food	0.0	0.0	0.0	0.0
6800	Aid to Organizations and Individuals	0.0	0.0	0.0	0.0
7000	Other Operating Expenses	676.6	648.4	0.0	648.4
8000	Equipment	25.8	0.0	0.0	0.0
8100	Capital Outlay	0.0	0.0	0.0	0.0
8600	Debt Service	0.0	0.0	0.0	0.0
9000	Cost Allocation	0.0	0.0	0.0	0.0
9100	Transfers	0.1	0.0	0.0	0.0
Expenditure Categories Total:		3,614.5	3,795.1	0.0	3,795.1

Fund Source		FY 2018	FY 2019	FY 2020	FY 2020
		Actual	Expd. Plan	Fund. Issue	Total Request
Appropriated Funds					
2172-A	Utility Regulation Revolving (Appropriated)	2,369.4	2,669.4	0.0	2,669.4
2264-A	Securities Regulatory & Enforcement (Appropriated)	496.9	389.4	0.0	389.4
2333-A	Public Access Fund (Appropriated)	748.2	736.3	0.0	736.3
		3,614.5	3,795.1	0.0	3,795.1
Fund Source Total:		3,614.5	3,795.1	0.0	3,795.1

Program Group Summary of Expenditures and Budget Request for Selected Funds

Agency:	Corporation Commission
Program:	Administration

	FY 2018 Actual	FY 2019 Expd. Plan	FY 2020 Fund. Issue	FY 2020 Total Request
--	-------------------	-----------------------	------------------------	--------------------------

Fund:	2172-A	Utility Regulation Revolving (Appropriated)
--------------	--------	---

Program Expenditures

COST CENTER/PROGRAM BUDGET UNIT

1-1	Administration	2,369.4	2,669.4	0.0	2,669.4
	Total	2,369.4	2,669.4	0.0	2,669.4

Appropriated Funding

Expenditure Categories

FTE Positions	26.0	26.0	0.0	26.0
Personal Services	1,487.0	1,704.7	0.0	1,704.7
Employee Related Expenses	573.9	759.7	0.0	759.7
Professional and Outside Services	169.6	0.0	0.0	0.0
Travel In-State	5.8	60.0	0.0	60.0
Travel Out of State	64.3	100.0	0.0	100.0
Food	0.0	0.0	0.0	0.0
Aid to Organizations and Individuals	0.0	0.0	0.0	0.0
Other Operating Expenses	68.5	45.0	0.0	45.0
Equipment	0.3	0.0	0.0	0.0
Capital Outlay	0.0	0.0	0.0	0.0
Debt Service	0.0	0.0	0.0	0.0
Cost Allocation	0.0	0.0	0.0	0.0
Transfers	0.0	0.0	0.0	0.0

Expenditure Categories Total:	2,369.4	2,669.4	0.0	2,669.4
--------------------------------------	---------	---------	-----	---------

Fund 2172-A Total:	2,369.4	2,669.4	0.0	2,669.4
---------------------------	---------	---------	-----	---------

Program Group Summary of Expenditures and Budget Request for Selected Funds

Agency:	Corporation Commission
Program:	Administration

	FY 2018 Actual	FY 2019 Expd. Plan	FY 2020 Fund. Issue	FY 2020 Total Request
--	-------------------	-----------------------	------------------------	--------------------------

Fund:	2264-A	Securities Regulatory & Enforcement (Appropriated)		
--------------	---------------	---	--	--

Program Expenditures

COST CENTER/PROGRAM BUDGET UNIT

1-1	Administration	496.9	389.4	0.0	389.4
	Total	496.9	389.4	0.0	389.4

Appropriated Funding

Expenditure Categories

FTE Positions	2.0	2.0	0.0	2.0
Personal Services	216.8	0.0	0.0	0.0
Employee Related Expenses	82.1	0.0	0.0	0.0
Professional and Outside Services	112.2	322.0	0.0	322.0
Travel In-State	0.0	5.0	0.0	5.0
Travel Out of State	0.0	5.0	0.0	5.0
Food	0.0	0.0	0.0	0.0
Aid to Organizations and Individuals	0.0	0.0	0.0	0.0
Other Operating Expenses	60.2	57.4	0.0	57.4
Equipment	25.5	0.0	0.0	0.0
Capital Outlay	0.0	0.0	0.0	0.0
Debt Service	0.0	0.0	0.0	0.0
Cost Allocation	0.0	0.0	0.0	0.0
Transfers	0.1	0.0	0.0	0.0

Expenditure Categories Total:	496.9	389.4	0.0	389.4
--------------------------------------	-------	-------	-----	-------

Fund 2264-A Total:	496.9	389.4	0.0	389.4
---------------------------	-------	-------	-----	-------

Program Group Summary of Expenditures and Budget Request for Selected Funds

Agency:	Corporation Commission
Program:	Administration

	FY 2018 Actual	FY 2019 Expd. Plan	FY 2020 Fund. Issue	FY 2020 Total Request
--	-------------------	-----------------------	------------------------	--------------------------

Fund:	2333-A	Public Access Fund (Appropriated)
--------------	---------------	--

Program Expenditures

COST CENTER/PROGRAM BUDGET UNIT

1-1	Administration	748.2	736.3	0.0	736.3
	Total	748.2	736.3	0.0	736.3

Appropriated Funding

Expenditure Categories

Personal Services	144.6	130.2	0.0	130.2
Employee Related Expenses	52.0	55.1	0.0	55.1
Professional and Outside Services	0.0	0.0	0.0	0.0
Travel In-State	3.7	5.0	0.0	5.0
Travel Out of State	0.0	0.0	0.0	0.0
Food	0.0	0.0	0.0	0.0
Aid to Organizations and Individuals	0.0	0.0	0.0	0.0
Other Operating Expenses	547.9	546.0	0.0	546.0
Equipment	0.0	0.0	0.0	0.0
Capital Outlay	0.0	0.0	0.0	0.0
Debt Service	0.0	0.0	0.0	0.0
Cost Allocation	0.0	0.0	0.0	0.0
Transfers	0.0	0.0	0.0	0.0

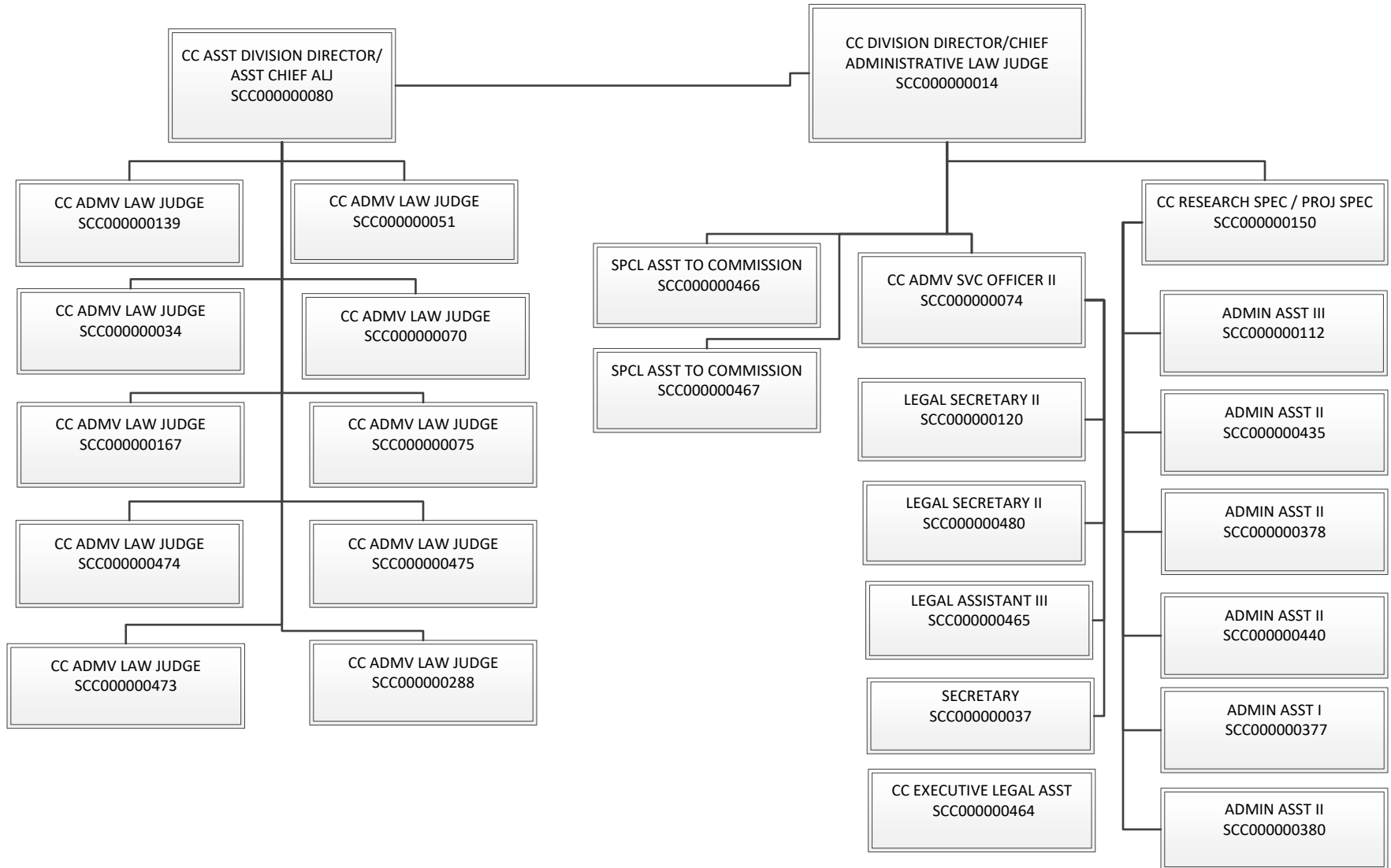
Expenditure Categories Total:	748.2	736.3	0.0	736.3
--------------------------------------	-------	-------	-----	-------

Fund 2333-A Total:	748.2	736.3	0.0	736.3
---------------------------	-------	-------	-----	-------

Program 1 Total:	3,614.5	3,795.1	0.0	3,795.1
-------------------------	---------	---------	-----	---------

ARIZONA CORPORATION COMMISSION

HEARING DIVISION



Program Budget Unit Summary of Expenditures and Budget Request for All Funds

Agency:	Corporation Commission
Program:	Hearings

Expenditure Categories		FY 2018	FY 2019	FY 2020	FY 2020
		Actual	Expd. Plan	Fund. Issue	Total Request
0000	FTE	21.0	21.0	0.0	21.0
6000	Personal Services	1,316.6	1,475.0	0.0	1,475.0
6100	Employee Related Expenses	490.1	553.2	0.0	553.2
6200	Professional and Outside Services	2.9	1.5	0.0	1.5
6500	Travel In-State	6.6	1.5	0.0	1.5
6600	Travel Out of State	7.4	10.0	0.0	10.0
6700	Food	0.0	0.0	0.0	0.0
6800	Aid to Organizations and Individuals	0.0	0.0	0.0	0.0
7000	Other Operating Expenses	167.9	182.0	0.0	182.0
8000	Equipment	2.8	0.0	0.0	0.0
8100	Capital Outlay	0.0	0.0	0.0	0.0
8600	Debt Service	0.0	0.0	0.0	0.0
9000	Cost Allocation	0.0	0.0	0.0	0.0
9100	Transfers	4.7	0.0	0.0	0.0
Expenditure Categories Total:		1,999.0	2,223.2	0.0	2,223.2

Fund Source					
Appropriated Funds					
2172-A	Utility Regulation Revolving (Appropriated)	1,434.0	1,658.2	0.0	1,658.2
2264-A	Securities Regulatory & Enforcement (Appropriated)	565.0	565.0	0.0	565.0
		1,999.0	2,223.2	0.0	2,223.2
Fund Source Total:		1,999.0	2,223.2	0.0	2,223.2

Program Group Summary of Expenditures and Budget Request for Selected Funds

Agency:	Corporation Commission
Program:	Hearings

	FY 2018 Actual	FY 2019 Expd. Plan	FY 2020 Fund. Issue	FY 2020 Total Request
--	-------------------	-----------------------	------------------------	--------------------------

Fund:	2172-A	Utility Regulation Revolving (Appropriated)
--------------	--------	---

Program Expenditures

COST CENTER/PROGRAM BUDGET UNIT

2-1	Hearings	1,434.0	1,658.2	0.0	1,658.2
	Total	1,434.0	1,658.2	0.0	1,658.2

Appropriated Funding

Expenditure Categories

FTE Positions	19.0	19.0	0.0	19.0
Personal Services	899.6	1,048.1	0.0	1,048.1
Employee Related Expenses	342.5	415.1	0.0	415.1
Professional and Outside Services	2.9	1.5	0.0	1.5
Travel In-State	6.6	1.5	0.0	1.5
Travel Out of State	7.0	10.0	0.0	10.0
Food	0.0	0.0	0.0	0.0
Aid to Organizations and Individuals	0.0	0.0	0.0	0.0
Other Operating Expenses	167.9	182.0	0.0	182.0
Equipment	2.8	0.0	0.0	0.0
Capital Outlay	0.0	0.0	0.0	0.0
Debt Service	0.0	0.0	0.0	0.0
Cost Allocation	0.0	0.0	0.0	0.0
Transfers	4.7	0.0	0.0	0.0

Expenditure Categories Total:	1,434.0	1,658.2	0.0	1,658.2
--------------------------------------	---------	---------	-----	---------

Fund 2172-A Total:	1,434.0	1,658.2	0.0	1,658.2
---------------------------	---------	---------	-----	---------

Program Group Summary of Expenditures and Budget Request for Selected Funds

Agency:	Corporation Commission
Program:	Hearings

	FY 2018 Actual	FY 2019 Expd. Plan	FY 2020 Fund. Issue	FY 2020 Total Request
--	-------------------	-----------------------	------------------------	--------------------------

Fund:	2264-A	Securities Regulatory & Enforcement (Appropriated)		
--------------	--------	--	--	--

Program Expenditures

COST CENTER/PROGRAM BUDGET UNIT

2-1	Hearings	565.0	565.0	0.0	565.0
	Total	565.0	565.0	0.0	565.0

Appropriated Funding

Expenditure Categories

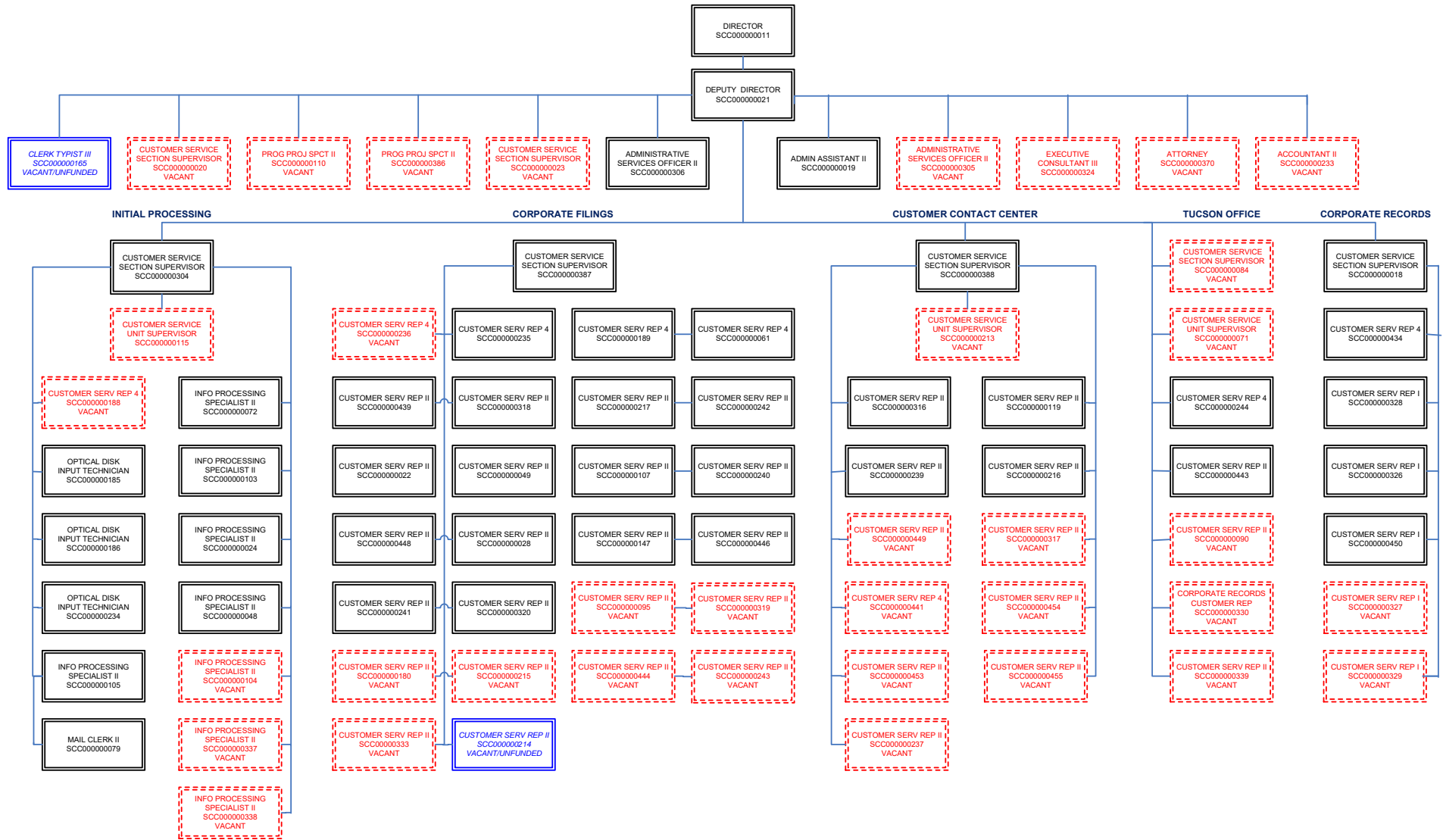
FTE Positions	2.0	2.0	0.0	2.0
Personal Services	417.0	426.9	0.0	426.9
Employee Related Expenses	147.6	138.1	0.0	138.1
Professional and Outside Services	0.0	0.0	0.0	0.0
Travel In-State	0.0	0.0	0.0	0.0
Travel Out of State	0.4	0.0	0.0	0.0
Food	0.0	0.0	0.0	0.0
Aid to Organizations and Individuals	0.0	0.0	0.0	0.0
Other Operating Expenses	0.0	0.0	0.0	0.0
Equipment	0.0	0.0	0.0	0.0
Capital Outlay	0.0	0.0	0.0	0.0
Debt Service	0.0	0.0	0.0	0.0
Cost Allocation	0.0	0.0	0.0	0.0
Transfers	0.0	0.0	0.0	0.0

Expenditure Categories Total:	565.0	565.0	0.0	565.0
--------------------------------------	-------	-------	-----	-------

Fund 2264-A Total:	565.0	565.0	0.0	565.0
---------------------------	-------	-------	-----	-------

Program 2 Total:	1,999.0	2,223.2	0.0	2,223.2
-------------------------	---------	---------	-----	---------

ARIZONA CORPORATION COMMISSION - CORPORATIONS DIVISION ORGANIZATIONAL CHART



- FT EMPLOYEES
- VACANT POSITIONS
- CONTRACT STAFF
- SPECIAL ASSIGNMENT
- UNFUNDED POSITIONS

Program Budget Unit Summary of Expenditures and Budget Request for All Funds

Agency:	Corporation Commission
Program:	Corporations

Expenditure Categories		FY 2018	FY 2019	FY 2020	FY 2020
		Actual	Expd. Plan	Fund. Issue	Total Request
0000	FTE	66.5	66.5	0.0	66.5
6000	Personal Services	1,761.7	1,749.7	0.0	1,749.7
6100	Employee Related Expenses	819.8	815.3	0.0	815.3
6200	Professional and Outside Services	539.8	546.4	0.0	546.4
6500	Travel In-State	0.0	1.0	0.0	1.0
6600	Travel Out of State	1.9	1.0	0.0	1.0
6700	Food	0.0	0.0	0.0	0.0
6800	Aid to Organizations and Individuals	0.0	0.0	0.0	0.0
7000	Other Operating Expenses	461.1	478.5	0.0	478.5
8000	Equipment	5.9	0.0	0.0	0.0
8100	Capital Outlay	0.0	0.0	0.0	0.0
8600	Debt Service	0.0	0.0	0.0	0.0
9000	Cost Allocation	0.0	0.0	0.0	0.0
9100	Transfers	9.8	0.0	0.0	0.0
Expenditure Categories Total:		3,600.0	3,591.9	0.0	3,591.9
Fund Source					
Appropriated Funds					
2333-A	Public Access Fund (Appropriated)	3,548.4	3,541.2	0.0	3,541.2
3043-A	Arizona Arts Trust Fund (Appropriated)	51.6	50.7	0.0	50.7
		3,600.0	3,591.9	0.0	3,591.9
Fund Source Total:		3,600.0	3,591.9	0.0	3,591.9

Program Budget Unit Summary of Expenditures and Budget Request for All Funds

Agency:	Corporation Commission
Program:	SLI Corp. Filings, Same Day Service

Expenditure Categories		FY 2018	FY 2019	FY 2020	FY 2020
		Actual	Expd. Plan	Fund. Issue	Total Request
6000	Personal Services	0.0	169.4	0.0	169.4
6100	Employee Related Expenses	0.0	52.0	0.0	52.0
6200	Professional and Outside Services	0.0	0.0	0.0	0.0
6500	Travel In-State	0.0	0.0	0.0	0.0
6600	Travel Out of State	0.0	0.0	0.0	0.0
6700	Food	0.0	0.0	0.0	0.0
6800	Aid to Organizations and Individuals	0.0	0.0	0.0	0.0
7000	Other Operating Expenses	0.0	50.0	0.0	50.0
8000	Equipment	0.0	0.0	0.0	0.0
8100	Capital Outlay	0.0	0.0	0.0	0.0
8600	Debt Service	0.0	0.0	0.0	0.0
9000	Cost Allocation	0.0	0.0	0.0	0.0
9100	Transfers	0.0	0.0	0.0	0.0
Expenditure Categories Total:		0.0	271.4	0.0	271.4
Fund Source					
Appropriated Funds					
2333-A Public Access Fund (Appropriated)		0.0	271.4	0.0	271.4
Fund Source Total:		0.0	271.4	0.0	271.4

Program Group Summary of Expenditures and Budget Request for Selected Funds

Agency:	Corporation Commission
Program:	Corporations

	FY 2018 Actual	FY 2019 Expd. Plan	FY 2020 Fund. Issue	FY 2020 Total Request
--	-------------------	-----------------------	------------------------	--------------------------

Fund:	2333-A	Public Access Fund (Appropriated)
--------------	---------------	--

Program Expenditures

COST CENTER/PROGRAM BUDGET UNIT

3-1	Corporations	3,548.4	3,541.2	0.0	3,541.2
3-2	SLI Corp. Filings, Same Day Service	0.0	271.4	0.0	271.4
	Total	3,548.4	3,812.6	0.0	3,812.6

Appropriated Funding

Expenditure Categories

FTE Positions	65.5	65.5	0.0	65.5
Personal Services	1,731.9	1,889.4	0.0	1,889.4
Employee Related Expenses	798.0	846.3	0.0	846.3
Professional and Outside Services	539.8	546.4	0.0	546.4
Travel In-State	0.0	1.0	0.0	1.0
Travel Out of State	1.9	1.0	0.0	1.0
Food	0.0	0.0	0.0	0.0
Aid to Organizations and Individuals	0.0	0.0	0.0	0.0
Other Operating Expenses	461.1	528.5	0.0	528.5
Equipment	5.9	0.0	0.0	0.0
Capital Outlay	0.0	0.0	0.0	0.0
Debt Service	0.0	0.0	0.0	0.0
Cost Allocation	0.0	0.0	0.0	0.0
Transfers	9.8	0.0	0.0	0.0

Expenditure Categories Total:	3,548.4	3,812.6	0.0	3,812.6
--------------------------------------	---------	---------	-----	---------

Fund 2333-A Total:	3,548.4	3,812.6	0.0	3,812.6
---------------------------	---------	---------	-----	---------

Program Group Summary of Expenditures and Budget Request for Selected Funds

Agency:	Corporation Commission
Program:	Corporations

	FY 2018 Actual	FY 2019 Expd. Plan	FY 2020 Fund. Issue	FY 2020 Total Request
--	-------------------	-----------------------	------------------------	--------------------------

Fund:	3043-A	Arizona Arts Trust Fund (Appropriated)		
--------------	---------------	---	--	--

Program Expenditures

COST CENTER/PROGRAM BUDGET UNIT

3-1	Corporations	51.6	50.7	0.0	50.7
	Total	51.6	50.7	0.0	50.7

Appropriated Funding

Expenditure Categories

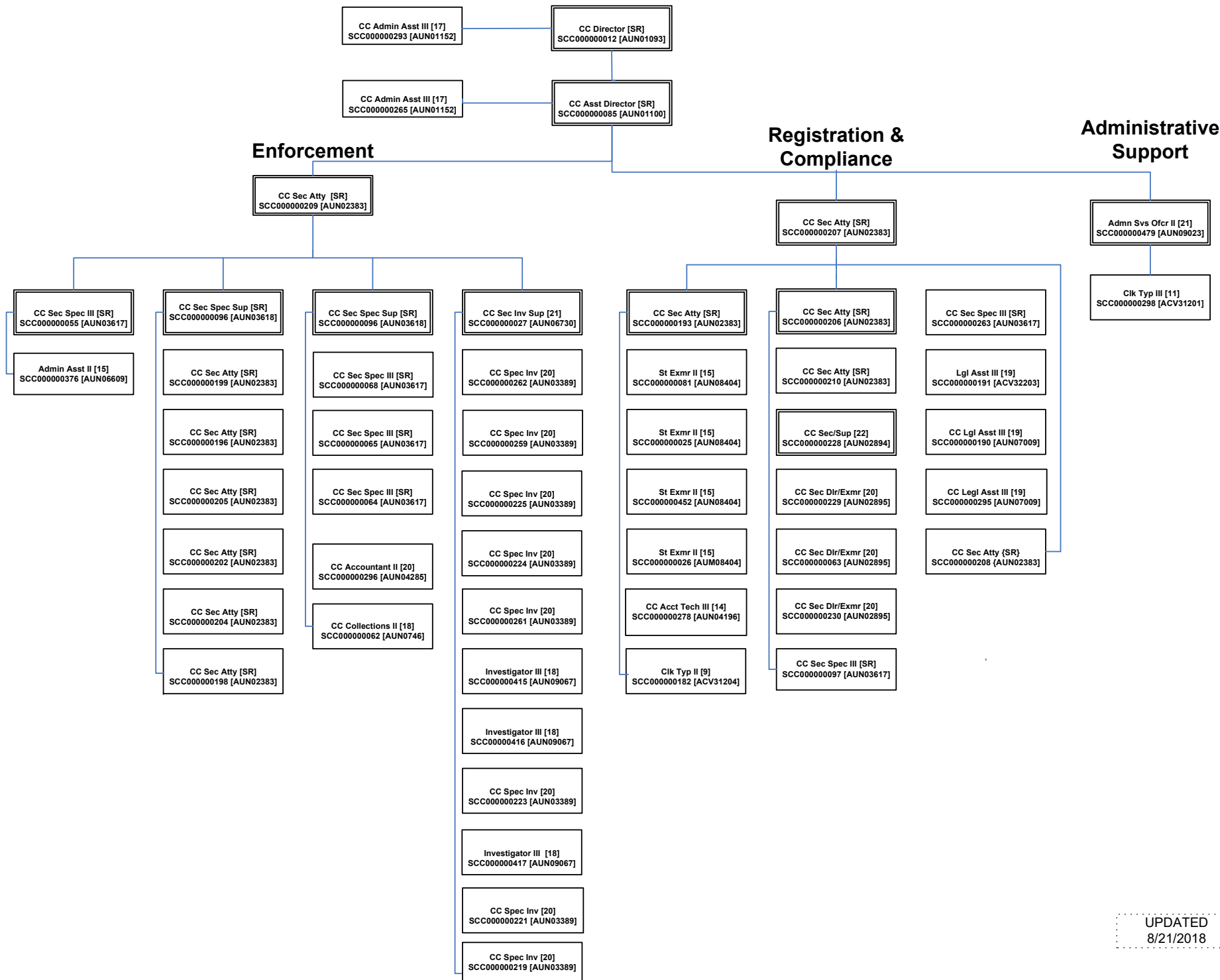
FTE Positions	1.0	1.0	0.0	1.0
Personal Services	29.8	29.7	0.0	29.7
Employee Related Expenses	21.8	21.0	0.0	21.0
Professional and Outside Services	0.0	0.0	0.0	0.0
Travel In-State	0.0	0.0	0.0	0.0
Travel Out of State	0.0	0.0	0.0	0.0
Food	0.0	0.0	0.0	0.0
Aid to Organizations and Individuals	0.0	0.0	0.0	0.0
Other Operating Expenses	0.0	0.0	0.0	0.0
Equipment	0.0	0.0	0.0	0.0
Capital Outlay	0.0	0.0	0.0	0.0
Debt Service	0.0	0.0	0.0	0.0
Cost Allocation	0.0	0.0	0.0	0.0
Transfers	0.0	0.0	0.0	0.0

Expenditure Categories Total:	51.6	50.7	0.0	50.7
--------------------------------------	------	------	-----	------

Fund 3043-A Total:	51.6	50.7	0.0	50.7
---------------------------	------	------	-----	------

Program 3 Total:	3,600.0	3,863.3	0.0	3,863.3
-------------------------	---------	---------	-----	---------

Arizona Corporation Commission - Securities Division



UPDATED
8/21/2018

Program Budget Unit Summary of Expenditures and Budget Request for All Funds

Agency:	Corporation Commission
Program:	Securities

Expenditure Categories		FY 2018	FY 2019	FY 2020	FY 2020
		Actual	Expd. Plan	Fund. Issue	Total Request
0000	FTE	55.4	55.4	0.0	55.4
6000	Personal Services	2,903.1	3,010.0	0.0	3,010.0
6100	Employee Related Expenses	1,144.3	1,145.0	0.0	1,145.0
6200	Professional and Outside Services	75.0	80.0	0.0	80.0
6500	Travel In-State	23.5	25.0	0.0	25.0
6600	Travel Out of State	12.0	5.0	0.0	5.0
6700	Food	0.0	0.0	0.0	0.0
6800	Aid to Organizations and Individuals	0.0	0.0	0.0	0.0
7000	Other Operating Expenses	458.4	533.5	0.0	533.5
8000	Equipment	0.0	0.0	0.0	0.0
8100	Capital Outlay	0.0	0.0	0.0	0.0
8600	Debt Service	0.0	0.0	0.0	0.0
9000	Cost Allocation	0.0	0.0	0.0	0.0
9100	Transfers	4.0	0.0	0.0	0.0
Expenditure Categories Total:		4,620.3	4,798.5	0.0	4,798.5

Fund Source					
Appropriated Funds					
2264-A	Securities Regulatory & Enforcement (Appropriated	3,902.7	4,083.8	0.0	4,083.8
2404-A	Securities Investment Management Fund (Appropri	717.6	714.7	0.0	714.7
		4,620.3	4,798.5	0.0	4,798.5
Fund Source Total:		4,620.3	4,798.5	0.0	4,798.5

Program Group Summary of Expenditures and Budget Request for Selected Funds

Agency:	Corporation Commission
Program:	Securities

	FY 2018 Actual	FY 2019 Expd. Plan	FY 2020 Fund. Issue	FY 2020 Total Request
--	-------------------	-----------------------	------------------------	--------------------------

Fund:	2264-A	Securities Regulatory & Enforcement (Appropriated)		
--------------	---------------	---	--	--

Program Expenditures

COST CENTER/PROGRAM BUDGET UNIT

4-1	Securities	3,902.7	4,083.8	0.0	4,083.8
	Total	3,902.7	4,083.8	0.0	4,083.8

Appropriated Funding

Expenditure Categories

FTE Positions	42.4	42.4	0.0	42.4
Personal Services	2,377.7	2,485.3	0.0	2,485.3
Employee Related Expenses	953.9	955.0	0.0	955.0
Professional and Outside Services	75.0	80.0	0.0	80.0
Travel In-State	23.2	25.0	0.0	25.0
Travel Out of State	10.5	5.0	0.0	5.0
Food	0.0	0.0	0.0	0.0
Aid to Organizations and Individuals	0.0	0.0	0.0	0.0
Other Operating Expenses	458.4	533.5	0.0	533.5
Equipment	0.0	0.0	0.0	0.0
Capital Outlay	0.0	0.0	0.0	0.0
Debt Service	0.0	0.0	0.0	0.0
Cost Allocation	0.0	0.0	0.0	0.0
Transfers	4.0	0.0	0.0	0.0

Expenditure Categories Total:	3,902.7	4,083.8	0.0	4,083.8
--------------------------------------	---------	---------	-----	---------

Fund 2264-A Total:	3,902.7	4,083.8	0.0	4,083.8
---------------------------	---------	---------	-----	---------

Program Group Summary of Expenditures and Budget Request for Selected Funds

Agency:	Corporation Commission
Program:	Securities

	FY 2018 Actual	FY 2019 Expd. Plan	FY 2020 Fund. Issue	FY 2020 Total Request
--	-------------------	-----------------------	------------------------	--------------------------

Fund:	2404-A	Securities Investment Management Fund (Appropriated)		
--------------	---------------	---	--	--

Program Expenditures

COST CENTER/PROGRAM BUDGET UNIT

4-1	Securities	717.6	714.7	0.0	714.7
	Total	717.6	714.7	0.0	714.7

Appropriated Funding

Expenditure Categories

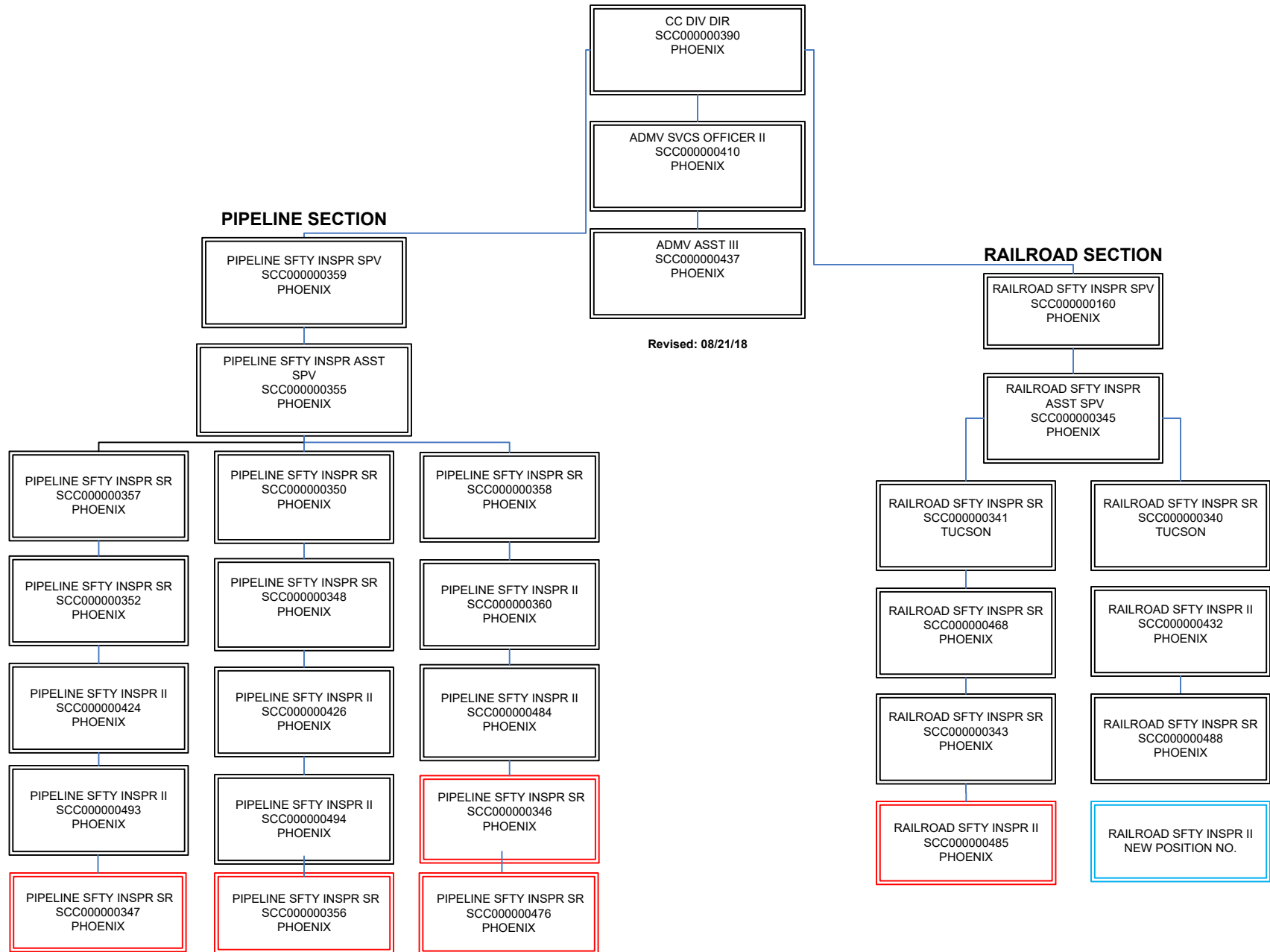
FTE Positions	13.0	13.0	0.0	13.0
Personal Services	525.4	524.7	0.0	524.7
Employee Related Expenses	190.4	190.0	0.0	190.0
Professional and Outside Services	0.0	0.0	0.0	0.0
Travel In-State	0.3	0.0	0.0	0.0
Travel Out of State	1.5	0.0	0.0	0.0
Food	0.0	0.0	0.0	0.0
Aid to Organizations and Individuals	0.0	0.0	0.0	0.0
Other Operating Expenses	0.0	0.0	0.0	0.0
Equipment	0.0	0.0	0.0	0.0
Capital Outlay	0.0	0.0	0.0	0.0
Debt Service	0.0	0.0	0.0	0.0
Cost Allocation	0.0	0.0	0.0	0.0
Transfers	0.0	0.0	0.0	0.0

Expenditure Categories Total:	717.6	714.7	0.0	714.7
--------------------------------------	-------	-------	-----	-------

Fund 2404-A Total:	717.6	714.7	0.0	714.7
---------------------------	-------	-------	-----	-------

Program 4 Total:	4,620.3	4,798.5	0.0	4,798.5
-------------------------	---------	---------	-----	---------

ARIZONA CORPORATION COMMISSION – SAFETY DIVISION ORGANIZATIONAL CHART



Program Budget Unit Summary of Expenditures and Budget Request for All Funds

Agency:	Corporation Commission
Program:	Railroad Safety

Expenditure Categories		FY 2018	FY 2019	FY 2020	FY 2020
		Actual	Expd. Plan	Fund. Issue	Total Request
0000	FTE	6.0	6.0	2.0	8.0
6000	Personal Services	507.0	506.0	126.6	632.6
6100	Employee Related Expenses	229.8	224.4	44.4	268.8
6200	Professional and Outside Services	6.7	2.0	0.0	2.0
6500	Travel In-State	104.3	80.0	23.0	103.0
6600	Travel Out of State	5.1	0.0	0.0	0.0
6700	Food	0.0	0.0	0.0	0.0
6800	Aid to Organizations and Individuals	0.0	0.0	0.0	0.0
7000	Other Operating Expenses	53.0	56.8	6.0	62.8
8000	Equipment	0.0	0.0	0.0	0.0
8100	Capital Outlay	0.0	0.0	0.0	0.0
8600	Debt Service	0.0	0.0	0.0	0.0
9000	Cost Allocation	0.0	0.0	0.0	0.0
9100	Transfers	0.1	0.0	0.0	0.0
Expenditure Categories Total:		906.0	869.2	200.0	1,069.2

Fund Source		FY 2018	FY 2019	FY 2020	FY 2020
		Actual	Expd. Plan	Fund. Issue	Total Request
Appropriated Funds					
1000-A	General Fund (Appropriated)	621.0	618.0	200.0	818.0
2172-A	Utility Regulation Revolving (Appropriated)	285.0	251.2	0.0	251.2
		906.0	869.2	200.0	1,069.2
Fund Source Total:		906.0	869.2	200.0	1,069.2

Program Budget Unit Summary of Expenditures and Budget Request for All Funds

Agency:	Corporation Commission
Program:	SLI Railroad Safety Inspectors

Expenditure Categories		FY 2018	FY 2019	FY 2020	FY 2020
		Actual	Expd. Plan	Fund. Issue	Total Request
0000	FTE	0.0	140.0	0.0	140.0
6000	Personal Services	0.0	140.0	(140.0)	0.0
6100	Employee Related Expenses	0.0	56.6	(56.6)	0.0
6200	Professional and Outside Services	0.0	0.0	0.0	0.0
6500	Travel In-State	0.0	0.0	0.0	0.0
6600	Travel Out of State	0.0	0.0	0.0	0.0
6700	Food	0.0	0.0	0.0	0.0
6800	Aid to Organizations and Individuals	0.0	0.0	0.0	0.0
7000	Other Operating Expenses	0.0	0.0	0.0	0.0
8000	Equipment	0.0	0.0	0.0	0.0
8100	Capital Outlay	0.0	0.0	0.0	0.0
8600	Debt Service	0.0	0.0	0.0	0.0
9000	Cost Allocation	0.0	0.0	0.0	0.0
9100	Transfers	0.0	0.0	0.0	0.0
Expenditure Categories Total:		0.0	196.6	(196.6)	0.0

Fund Source					
Appropriated Funds					
1000-A	General Fund (Appropriated)	0.0	196.6	(196.6)	0.0
Fund Source Total:		0.0	196.6	(196.6)	0.0

Program Group Summary of Expenditures and Budget Request for Selected Funds

Agency:	Corporation Commission
Program:	Railroad Safety

	FY 2018 Actual	FY 2019 Expd. Plan	FY 2020 Fund. Issue	FY 2020 Total Request
--	-------------------	-----------------------	------------------------	--------------------------

Fund:	1000-A	General Fund (Appropriated)		
--------------	---------------	------------------------------------	--	--

Program Expenditures

COST CENTER/PROGRAM BUDGET UNIT

5-1	Railroad Safety	621.0	618.0	200.0	818.0
5-2	SLI Railroad Safety Inspectors	0.0	196.6	(196.6)	0.0
	Total	621.0	814.6	3.4	818.0

Appropriated Funding

Expenditure Categories

FTE Positions	6.0	146.0	2.0	148.0
Personal Services	406.3	530.0	(13.4)	516.6
Employee Related Expenses	181.6	228.0	(12.2)	215.8
Professional and Outside Services	6.7	2.0	0.0	2.0
Travel In-State	15.9	34.6	23.0	57.6
Travel Out of State	2.6	0.0	0.0	0.0
Food	0.0	0.0	0.0	0.0
Aid to Organizations and Individuals	0.0	0.0	0.0	0.0
Other Operating Expenses	7.9	20.0	6.0	26.0
Equipment	0.0	0.0	0.0	0.0
Capital Outlay	0.0	0.0	0.0	0.0
Debt Service	0.0	0.0	0.0	0.0
Cost Allocation	0.0	0.0	0.0	0.0
Transfers	0.0	0.0	0.0	0.0

Expenditure Categories Total:	621.0	814.6	3.4	818.0
--------------------------------------	-------	-------	-----	-------

Fund 1000-A Total:	621.0	814.6	3.4	818.0
---------------------------	-------	-------	-----	-------

Program Group Summary of Expenditures and Budget Request for Selected Funds

Agency:	Corporation Commission
Program:	Railroad Safety

	FY 2018 Actual	FY 2019 Expd. Plan	FY 2020 Fund. Issue	FY 2020 Total Request
--	-------------------	-----------------------	------------------------	--------------------------

Fund:	2172-A	Utility Regulation Revolving (Appropriated)
--------------	--------	---

Program Expenditures

COST CENTER/PROGRAM BUDGET UNIT

5-1	Railroad Safety	285.0	251.2	0.0	251.2
	Total	285.0	251.2	0.0	251.2

Appropriated Funding

Expenditure Categories

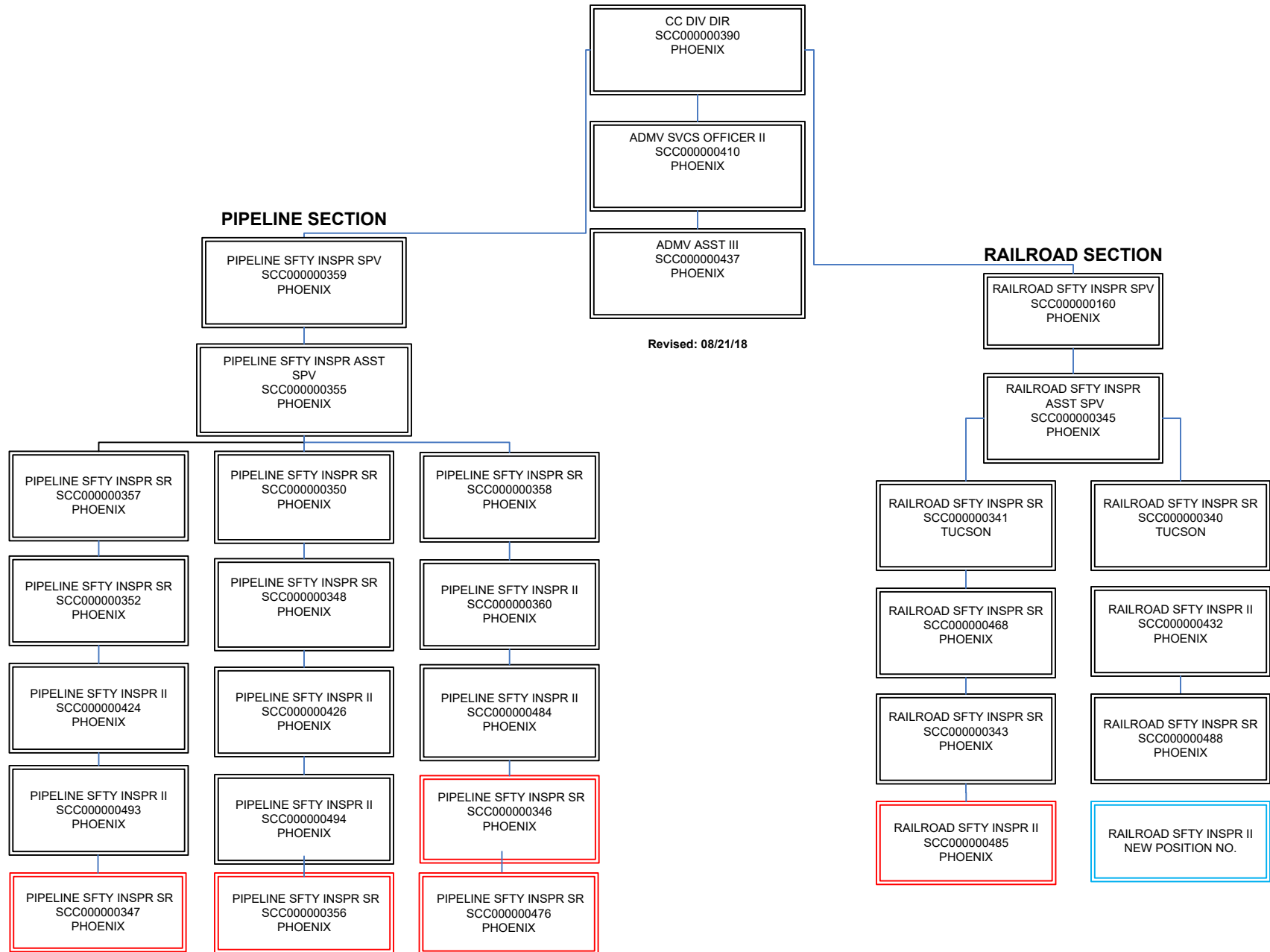
Personal Services	100.7	116.0	0.0	116.0
Employee Related Expenses	48.2	53.0	0.0	53.0
Professional and Outside Services	0.0	0.0	0.0	0.0
Travel In-State	88.4	45.4	0.0	45.4
Travel Out of State	2.5	0.0	0.0	0.0
Food	0.0	0.0	0.0	0.0
Aid to Organizations and Individuals	0.0	0.0	0.0	0.0
Other Operating Expenses	45.1	36.8	0.0	36.8
Equipment	0.0	0.0	0.0	0.0
Capital Outlay	0.0	0.0	0.0	0.0
Debt Service	0.0	0.0	0.0	0.0
Cost Allocation	0.0	0.0	0.0	0.0
Transfers	0.1	0.0	0.0	0.0

Expenditure Categories Total:	285.0	251.2	0.0	251.2
--------------------------------------	-------	-------	-----	-------

Fund 2172-A Total:	285.0	251.2	0.0	251.2
---------------------------	-------	-------	-----	-------

Program 5 Total:	906.0	1,065.8	3.4	1,069.2
-------------------------	-------	---------	-----	---------

ARIZONA CORPORATION COMMISSION – SAFETY DIVISION ORGANIZATIONAL CHART



Program Budget Unit Summary of Expenditures and Budget Request for All Funds

Agency:	Corporation Commission
Program:	Pipeline Safety

Expenditure Categories		FY 2018	FY 2019	FY 2020	FY 2020
		Actual	Expd. Plan	Fund. Issue	Total Request
0000	FTE	16.0	16.0	0.0	16.0
6000	Personal Services	1,039.0	765.2	0.0	765.2
6100	Employee Related Expenses	386.8	352.7	0.0	352.7
6200	Professional and Outside Services	6.5	5.0	0.0	5.0
6500	Travel In-State	129.8	110.0	0.0	110.0
6600	Travel Out of State	55.7	35.0	0.0	35.0
6700	Food	0.0	0.0	0.0	0.0
6800	Aid to Organizations and Individuals	0.0	0.0	0.0	0.0
7000	Other Operating Expenses	135.8	150.0	0.0	150.0
8000	Equipment	19.9	0.0	0.0	0.0
8100	Capital Outlay	0.0	0.0	0.0	0.0
8600	Debt Service	0.0	0.0	0.0	0.0
9000	Cost Allocation	0.0	0.0	0.0	0.0
9100	Transfers	0.3	0.0	0.0	0.0
Expenditure Categories Total:		1,773.8	1,417.9	0.0	1,417.9
Fund Source					
Appropriated Funds					
2172-A Utility Regulation Revolving (Appropriated)		1,080.3	592.9	0.0	592.9
		1,080.3	592.9	0.0	592.9
Non-Appropriated Funds					
2000-N Federal Grant (Non-Appropriated)		693.5	825.0	0.0	825.0
		693.5	825.0	0.0	825.0
Fund Source Total:		1,773.8	1,417.9	0.0	1,417.9

Program Group Summary of Expenditures and Budget Request for Selected Funds

Agency:	Corporation Commission
Program:	Pipeline Safety

	FY 2018 Actual	FY 2019 Expd. Plan	FY 2020 Fund. Issue	FY 2020 Total Request
--	-------------------	-----------------------	------------------------	--------------------------

Fund:	2000-N	Federal Grant (Non-Appropriated)
--------------	--------	----------------------------------

Program Expenditures

COST CENTER/PROGRAM BUDGET UNIT

6-1	Pipeline Safety	693.5	825.0	0.0	825.0
	Total	693.5	825.0	0.0	825.0

Non-Appropriated Funding

Expenditure Categories

FTE Positions	1.0	1.0	0.0	1.0
Personal Services	256.6	346.5	0.0	346.5
Employee Related Expenses	100.0	178.5	0.0	178.5
Professional and Outside Services	6.5	5.0	0.0	5.0
Travel In-State	124.8	110.0	0.0	110.0
Travel Out of State	49.6	35.0	0.0	35.0
Food	0.0	0.0	0.0	0.0
Aid to Organizations and Individuals	0.0	0.0	0.0	0.0
Other Operating Expenses	135.8	150.0	0.0	150.0
Equipment	19.9	0.0	0.0	0.0
Capital Outlay	0.0	0.0	0.0	0.0
Debt Service	0.0	0.0	0.0	0.0
Cost Allocation	0.0	0.0	0.0	0.0
Transfers	0.3	0.0	0.0	0.0

Expenditure Categories Total:	693.5	825.0	0.0	825.0
--------------------------------------	-------	-------	-----	-------

Fund 2000-N Total:	693.5	825.0	0.0	825.0
---------------------------	-------	-------	-----	-------

Program Group Summary of Expenditures and Budget Request for Selected Funds

Agency:	Corporation Commission
Program:	Pipeline Safety

	FY 2018 Actual	FY 2019 Expd. Plan	FY 2020 Fund. Issue	FY 2020 Total Request
--	-------------------	-----------------------	------------------------	--------------------------

Fund:	2172-A	Utility Regulation Revolving (Appropriated)
--------------	--------	---

Program Expenditures

COST CENTER/PROGRAM BUDGET UNIT

6-1	Pipeline Safety	1,080.3	592.9	0.0	592.9
	Total	1,080.3	592.9	0.0	592.9

Appropriated Funding

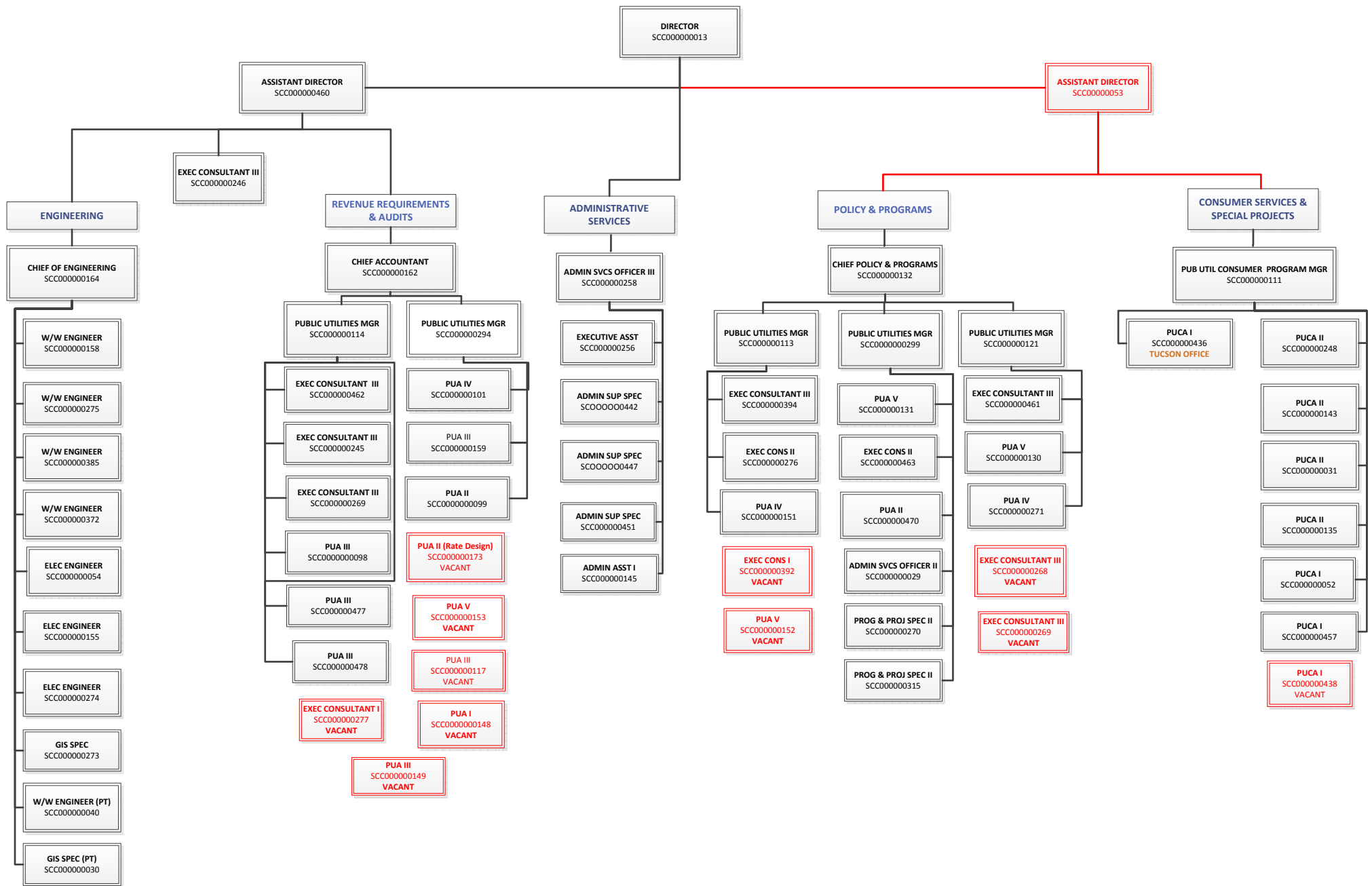
Expenditure Categories

FTE Positions	15.0	15.0	0.0	15.0
Personal Services	782.4	418.7	0.0	418.7
Employee Related Expenses	286.8	174.2	0.0	174.2
Professional and Outside Services	0.0	0.0	0.0	0.0
Travel In-State	5.0	0.0	0.0	0.0
Travel Out of State	6.1	0.0	0.0	0.0
Food	0.0	0.0	0.0	0.0
Aid to Organizations and Individuals	0.0	0.0	0.0	0.0
Other Operating Expenses	0.0	0.0	0.0	0.0
Equipment	0.0	0.0	0.0	0.0
Capital Outlay	0.0	0.0	0.0	0.0
Debt Service	0.0	0.0	0.0	0.0
Cost Allocation	0.0	0.0	0.0	0.0
Transfers	0.0	0.0	0.0	0.0

Expenditure Categories Total: 1,080.3 592.9 0.0 592.9

Fund 2172-A Total: 1,080.3 592.9 0.0 592.9

Program 6 Total: 1,773.8 1,417.9 0.0 1,417.9



Arizona Corporation Commission Utilities Division

Date Revised: 8/23/17

Program Budget Unit Summary of Expenditures and Budget Request for All Funds

Agency:	Corporation Commission
Program:	Utilities

Expenditure Categories		FY 2018	FY 2019	FY 2020	FY 2020
		Actual	Expd. Plan	Fund. Issue	Total Request
0000	FTE	67.0	67.0	0.0	67.0
6000	Personal Services	3,717.2	3,800.0	0.0	3,800.0
6100	Employee Related Expenses	1,335.9	1,384.3	0.0	1,384.3
6200	Professional and Outside Services	335.5	50.0	0.0	50.0
6500	Travel In-State	12.9	40.0	0.0	40.0
6600	Travel Out of State	24.0	20.0	0.0	20.0
6700	Food	0.0	0.0	0.0	0.0
6800	Aid to Organizations and Individuals	0.0	0.0	0.0	0.0
7000	Other Operating Expenses	346.9	306.1	0.0	306.1
8000	Equipment	5.0	0.0	0.0	0.0
8100	Capital Outlay	0.0	0.0	0.0	0.0
8600	Debt Service	0.0	0.0	0.0	0.0
9000	Cost Allocation	0.0	0.0	0.0	0.0
9100	Transfers	9.5	0.0	0.0	0.0
Expenditure Categories Total:		5,786.9	5,600.4	0.0	5,600.4

Fund Source					
Appropriated Funds					
2172-A	Utility Regulation Revolving (Appropriated)	5,786.9	5,600.4	0.0	5,600.4
Fund Source Total:		5,786.9	5,600.4	0.0	5,600.4

Program Budget Unit Summary of Expenditures and Budget Request for All Funds

Agency:	Corporation Commission
Program:	SLI Utility Audits, Studies, Investigations, and Hearings

Expenditure Categories		FY 2018	FY 2019	FY 2020	FY 2020
		Actual	Expd. Plan	Fund. Issue	Total Request
6000	Personal Services	0.0	0.0	0.0	0.0
6100	Employee Related Expenses	0.0	0.0	0.0	0.0
6200	Professional and Outside Services	0.0	380.0	0.0	380.0
6500	Travel In-State	0.0	0.0	0.0	0.0
6600	Travel Out of State	0.0	0.0	0.0	0.0
6700	Food	0.0	0.0	0.0	0.0
6800	Aid to Organizations and Individuals	0.0	0.0	0.0	0.0
7000	Other Operating Expenses	0.0	0.0	0.0	0.0
8000	Equipment	0.0	0.0	0.0	0.0
8100	Capital Outlay	0.0	0.0	0.0	0.0
8600	Debt Service	0.0	0.0	0.0	0.0
9000	Cost Allocation	0.0	0.0	0.0	0.0
9100	Transfers	0.0	0.0	0.0	0.0
Expenditure Categories Total:		0.0	380.0	0.0	380.0
Fund Source					
Appropriated Funds					
2172-A Utility Regulation Revolving (Appropriated)		0.0	380.0	0.0	380.0
		0.0	380.0	0.0	380.0
Fund Source Total:		0.0	380.0	0.0	380.0

Program Group Summary of Expenditures and Budget Request for Selected Funds

Agency:	Corporation Commission
Program:	Utilities

	FY 2018 Actual	FY 2019 Expd. Plan	FY 2020 Fund. Issue	FY 2020 Total Request
--	-------------------	-----------------------	------------------------	--------------------------

Fund:	2172-A	Utility Regulation Revolving (Appropriated)
--------------	--------	---

Program Expenditures

COST CENTER/PROGRAM BUDGET UNIT

7-1	Utilities	5,786.9	5,600.4	0.0	5,600.4
7-2	SLI Utility Audits, Studies, Investigations, and Hea	0.0	380.0	0.0	380.0
	Total	5,786.9	5,980.4	0.0	5,980.4

Appropriated Funding

Expenditure Categories

FTE Positions	67.0	67.0	0.0	67.0
Personal Services	3,717.2	3,800.0	0.0	3,800.0
Employee Related Expenses	1,335.9	1,384.3	0.0	1,384.3
Professional and Outside Services	335.5	430.0	0.0	430.0
Travel In-State	12.9	40.0	0.0	40.0
Travel Out of State	24.0	20.0	0.0	20.0
Food	0.0	0.0	0.0	0.0
Aid to Organizations and Individuals	0.0	0.0	0.0	0.0
Other Operating Expenses	346.9	306.1	0.0	306.1
Equipment	5.0	0.0	0.0	0.0
Capital Outlay	0.0	0.0	0.0	0.0
Debt Service	0.0	0.0	0.0	0.0
Cost Allocation	0.0	0.0	0.0	0.0
Transfers	9.5	0.0	0.0	0.0

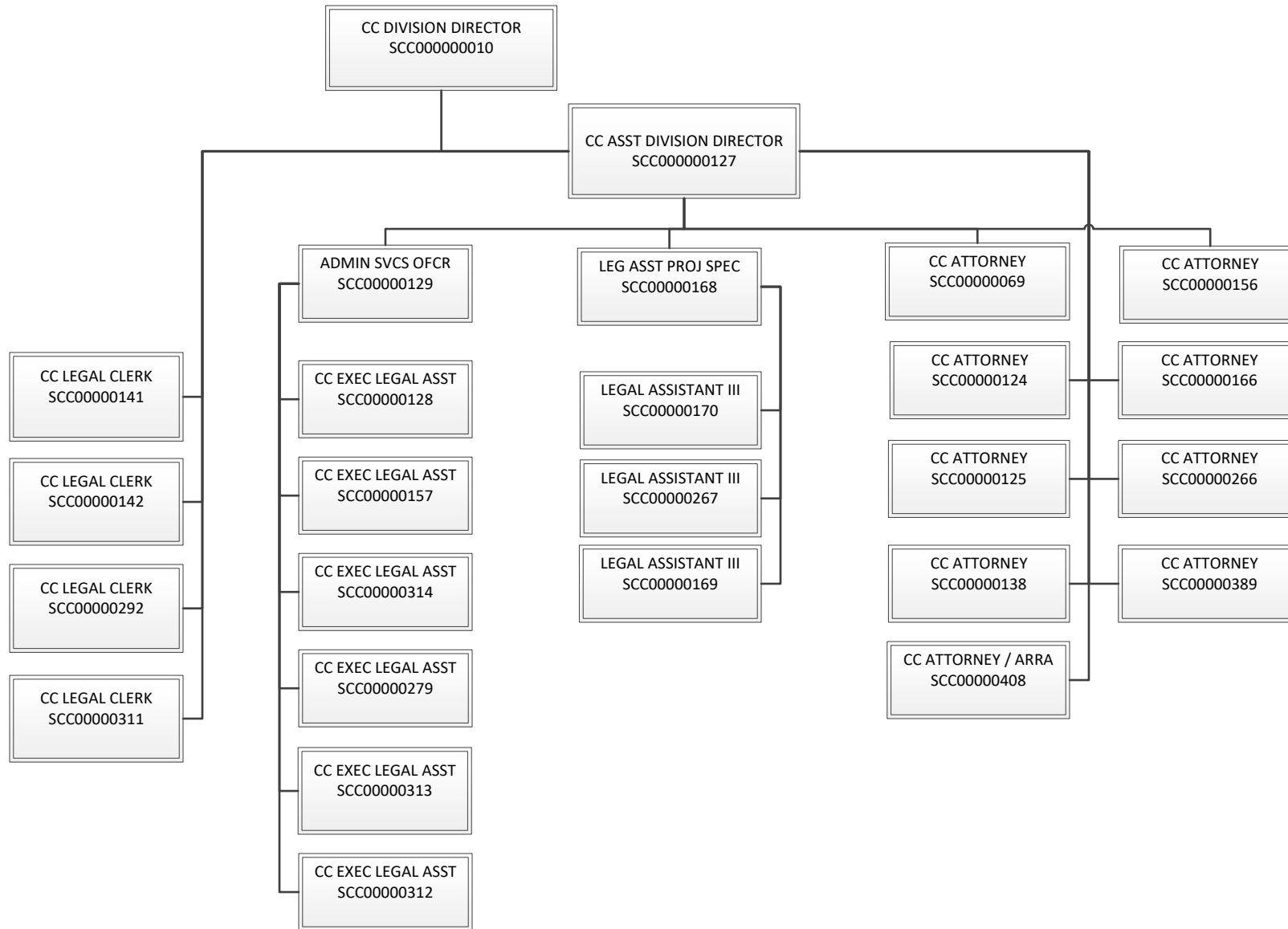
Expenditure Categories Total:	5,786.9	5,980.4	0.0	5,980.4
--------------------------------------	---------	---------	-----	---------

Fund 2172-A Total:	5,786.9	5,980.4	0.0	5,980.4
---------------------------	---------	---------	-----	---------

Program 7 Total:	5,786.9	5,980.4	0.0	5,980.4
-------------------------	---------	---------	-----	---------

ARIZONA CORPORATION COMMISSION

LEGAL DIVISION



Program Budget Unit Summary of Expenditures and Budget Request for All Funds

Agency:	Corporation Commission
Program:	Legal

Expenditure Categories		FY 2018	FY 2019	FY 2020	FY 2020
		Actual	Expd. Plan	Fund. Issue	Total Request
0000	FTE	17.5	17.5	0.0	17.5
6000	Personal Services	1,212.8	1,366.9	0.0	1,366.9
6100	Employee Related Expenses	398.2	453.3	0.0	453.3
6200	Professional and Outside Services	37.6	20.0	0.0	20.0
6500	Travel In-State	2.1	5.0	0.0	5.0
6600	Travel Out of State	5.4	7.5	0.0	7.5
6700	Food	0.0	0.0	0.0	0.0
6800	Aid to Organizations and Individuals	0.0	0.0	0.0	0.0
7000	Other Operating Expenses	136.1	122.5	0.0	122.5
8000	Equipment	0.0	0.0	0.0	0.0
8100	Capital Outlay	0.0	0.0	0.0	0.0
8600	Debt Service	0.0	0.0	0.0	0.0
9000	Cost Allocation	0.0	0.0	0.0	0.0
9100	Transfers	0.3	0.0	0.0	0.0
Expenditure Categories Total:		1,792.5	1,975.2	0.0	1,975.2
Fund Source					
Appropriated Funds					
2172-A Utility Regulation Revolving (Appropriated)		1,792.5	1,975.2	0.0	1,975.2
		1,792.5	1,975.2	0.0	1,975.2
Fund Source Total:		1,792.5	1,975.2	0.0	1,975.2

Program Group Summary of Expenditures and Budget Request for Selected Funds

Agency:	Corporation Commission
Program:	Legal

	FY 2018 Actual	FY 2019 Expd. Plan	FY 2020 Fund. Issue	FY 2020 Total Request
--	-------------------	-----------------------	------------------------	--------------------------

Fund:	2172-A	Utility Regulation Revolving (Appropriated)
--------------	--------	---

Program Expenditures

COST CENTER/PROGRAM BUDGET UNIT

8-1	Legal	1,792.5	1,975.2	0.0	1,975.2
	Total	1,792.5	1,975.2	0.0	1,975.2

Appropriated Funding

Expenditure Categories

FTE Positions	17.5	17.5	0.0	17.5
Personal Services	1,212.8	1,366.9	0.0	1,366.9
Employee Related Expenses	398.2	453.3	0.0	453.3
Professional and Outside Services	37.6	20.0	0.0	20.0
Travel In-State	2.1	5.0	0.0	5.0
Travel Out of State	5.4	7.5	0.0	7.5
Food	0.0	0.0	0.0	0.0
Aid to Organizations and Individuals	0.0	0.0	0.0	0.0
Other Operating Expenses	136.1	122.5	0.0	122.5
Equipment	0.0	0.0	0.0	0.0
Capital Outlay	0.0	0.0	0.0	0.0
Debt Service	0.0	0.0	0.0	0.0
Cost Allocation	0.0	0.0	0.0	0.0
Transfers	0.3	0.0	0.0	0.0

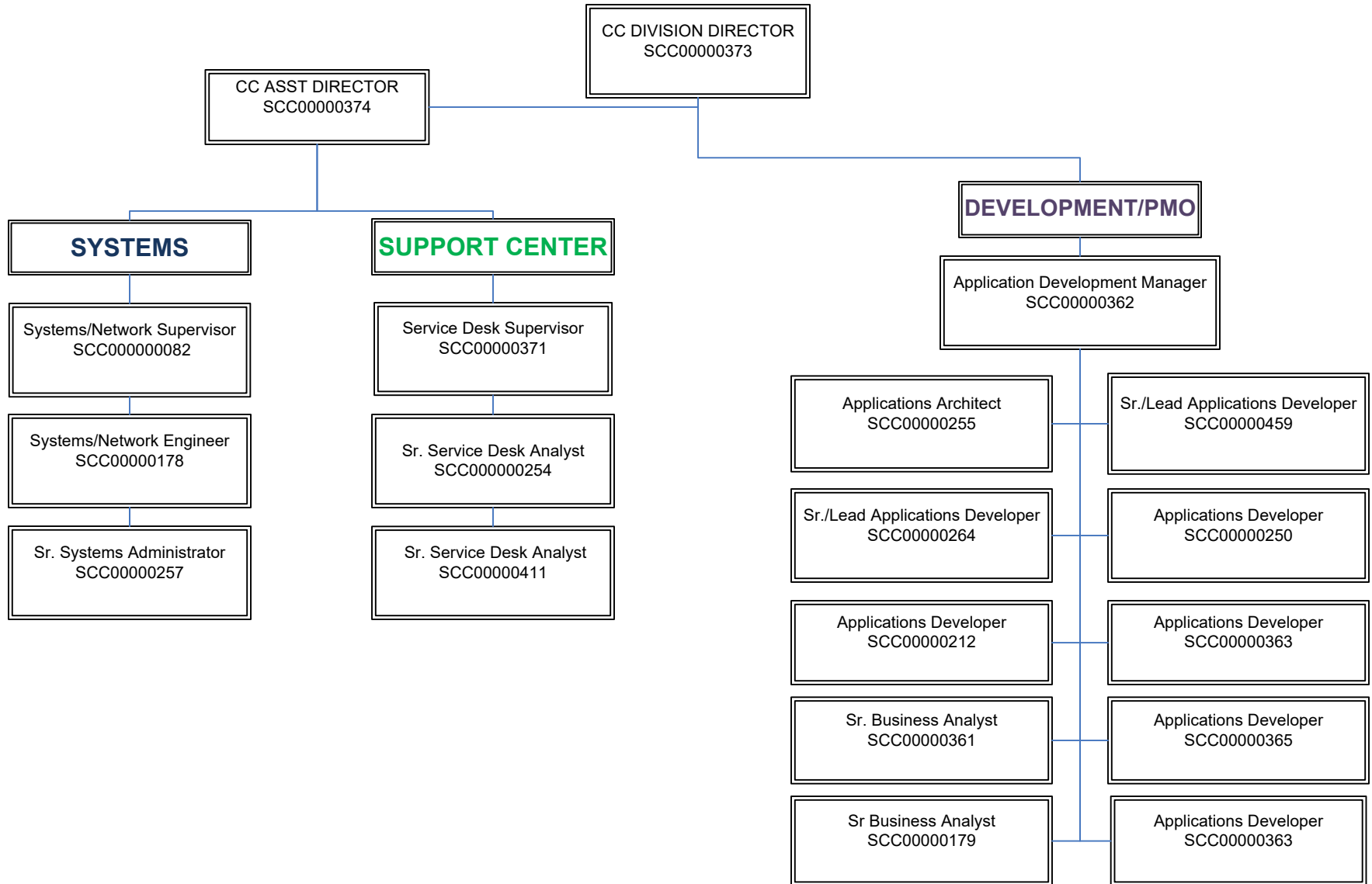
Expenditure Categories Total:	1,792.5	1,975.2	0.0	1,975.2
--------------------------------------	---------	---------	-----	---------

Fund 2172-A Total:	1,792.5	1,975.2	0.0	1,975.2
---------------------------	---------	---------	-----	---------

Program 8 Total:	1,792.5	1,975.2	0.0	1,975.2
-------------------------	---------	---------	-----	---------

ARIZONA CORPORATION COMMISSION

IT DIVISION



Program Budget Unit Summary of Expenditures and Budget Request for All Funds

Agency:	Corporation Commission
Program:	Information Technology

Expenditure Categories		FY 2018	FY 2019	FY 2020	FY 2020
		Actual	Expd. Plan	Fund. Issue	Total Request
0000	FTE	18.0	18.0	0.0	18.0
6000	Personal Services	1,250.5	1,275.0	0.0	1,275.0
6100	Employee Related Expenses	460.2	516.9	0.0	516.9
6200	Professional and Outside Services	0.0	0.0	0.0	0.0
6500	Travel In-State	0.0	0.0	0.0	0.0
6600	Travel Out of State	0.0	0.0	0.0	0.0
6700	Food	0.0	0.0	0.0	0.0
6800	Aid to Organizations and Individuals	0.0	0.0	0.0	0.0
7000	Other Operating Expenses	510.2	572.7	0.0	572.7
8000	Equipment	201.8	252.0	0.0	252.0
8100	Capital Outlay	0.0	0.0	0.0	0.0
8600	Debt Service	0.0	0.0	0.0	0.0
9000	Cost Allocation	0.0	0.0	0.0	0.0
9100	Transfers	1.4	0.0	0.0	0.0
Expenditure Categories Total:		2,424.1	2,616.6	0.0	2,616.6

Fund Source		FY 2018	FY 2019	FY 2020	FY 2020
		Actual	Expd. Plan	Fund. Issue	Total Request
Appropriated Funds					
2172-A	Utility Regulation Revolving (Appropriated)	498.7	582.3	0.0	582.3
2333-A	Public Access Fund (Appropriated)	1,925.4	2,034.3	0.0	2,034.3
		2,424.1	2,616.6	0.0	2,616.6
Fund Source Total:		2,424.1	2,616.6	0.0	2,616.6

Program Budget Unit Summary of Expenditures and Budget Request for All Funds

Agency:	Corporation Commission
Program:	SLI Corp. Filings, Same Day Service

Expenditure Categories		FY 2018	FY 2019	FY 2020	FY 2020
		Actual	Expd. Plan	Fund. Issue	Total Request
6000	Personal Services	0.0	90.0	0.0	90.0
6100	Employee Related Expenses	0.0	26.6	0.0	26.6
6200	Professional and Outside Services	0.0	0.0	0.0	0.0
6500	Travel In-State	0.0	0.0	0.0	0.0
6600	Travel Out of State	0.0	0.0	0.0	0.0
6700	Food	0.0	0.0	0.0	0.0
6800	Aid to Organizations and Individuals	0.0	0.0	0.0	0.0
7000	Other Operating Expenses	0.0	13.2	0.0	13.2
8000	Equipment	0.0	0.0	0.0	0.0
8100	Capital Outlay	0.0	0.0	0.0	0.0
8600	Debt Service	0.0	0.0	0.0	0.0
9000	Cost Allocation	0.0	0.0	0.0	0.0
9100	Transfers	0.0	0.0	0.0	0.0
Expenditure Categories Total:		0.0	129.8	0.0	129.8
Fund Source					
Appropriated Funds					
2333-A Public Access Fund (Appropriated)		0.0	129.8	0.0	129.8
		0.0	129.8	0.0	129.8
Fund Source Total:		0.0	129.8	0.0	129.8

Program Group Summary of Expenditures and Budget Request for Selected Funds

Agency:	Corporation Commission
Program:	Information Technology

	FY 2018 Actual	FY 2019 Expd. Plan	FY 2020 Fund. Issue	FY 2020 Total Request
--	-------------------	-----------------------	------------------------	--------------------------

Fund:	2172-A	Utility Regulation Revolving (Appropriated)
--------------	--------	---

Program Expenditures

COST CENTER/PROGRAM BUDGET UNIT

9-1	Information Technology	498.7	582.3	0.0	582.3
	Total	498.7	582.3	0.0	582.3

Appropriated Funding

Expenditure Categories

FTE Positions	6.0	6.0	0.0	6.0
Personal Services	368.2	415.2	0.0	415.2
Employee Related Expenses	130.5	167.1	0.0	167.1
Professional and Outside Services	0.0	0.0	0.0	0.0
Travel In-State	0.0	0.0	0.0	0.0
Travel Out of State	0.0	0.0	0.0	0.0
Food	0.0	0.0	0.0	0.0
Aid to Organizations and Individuals	0.0	0.0	0.0	0.0
Other Operating Expenses	0.0	0.0	0.0	0.0
Equipment	0.0	0.0	0.0	0.0
Capital Outlay	0.0	0.0	0.0	0.0
Debt Service	0.0	0.0	0.0	0.0
Cost Allocation	0.0	0.0	0.0	0.0
Transfers	0.0	0.0	0.0	0.0

Expenditure Categories Total:	498.7	582.3	0.0	582.3
--------------------------------------	-------	-------	-----	-------

Fund 2172-A Total:	498.7	582.3	0.0	582.3
---------------------------	-------	-------	-----	-------

Program Group Summary of Expenditures and Budget Request for Selected Funds

Agency:	Corporation Commission
Program:	Information Technology

	FY 2018 Actual	FY 2019 Expd. Plan	FY 2020 Fund. Issue	FY 2020 Total Request
--	-------------------	-----------------------	------------------------	--------------------------

Fund:	2333-A	Public Access Fund (Appropriated)
--------------	---------------	--

Program Expenditures

COST CENTER/PROGRAM BUDGET UNIT

9-1	Information Technology	1,925.4	2,034.3	0.0	2,034.3
9-2	SLI Corp. Filings, Same Day Service	0.0	129.8	0.0	129.8
	Total	1,925.4	2,164.1	0.0	2,164.1

Appropriated Funding

Expenditure Categories

FTE Positions	12.0	12.0	0.0	12.0
Personal Services	882.3	949.8	0.0	949.8
Employee Related Expenses	329.7	376.4	0.0	376.4
Professional and Outside Services	0.0	0.0	0.0	0.0
Travel In-State	0.0	0.0	0.0	0.0
Travel Out of State	0.0	0.0	0.0	0.0
Food	0.0	0.0	0.0	0.0
Aid to Organizations and Individuals	0.0	0.0	0.0	0.0
Other Operating Expenses	510.2	585.9	0.0	585.9
Equipment	201.8	252.0	0.0	252.0
Capital Outlay	0.0	0.0	0.0	0.0
Debt Service	0.0	0.0	0.0	0.0
Cost Allocation	0.0	0.0	0.0	0.0
Transfers	1.4	0.0	0.0	0.0

Expenditure Categories Total:	1,925.4	2,164.1	0.0	2,164.1
--------------------------------------	---------	---------	-----	---------

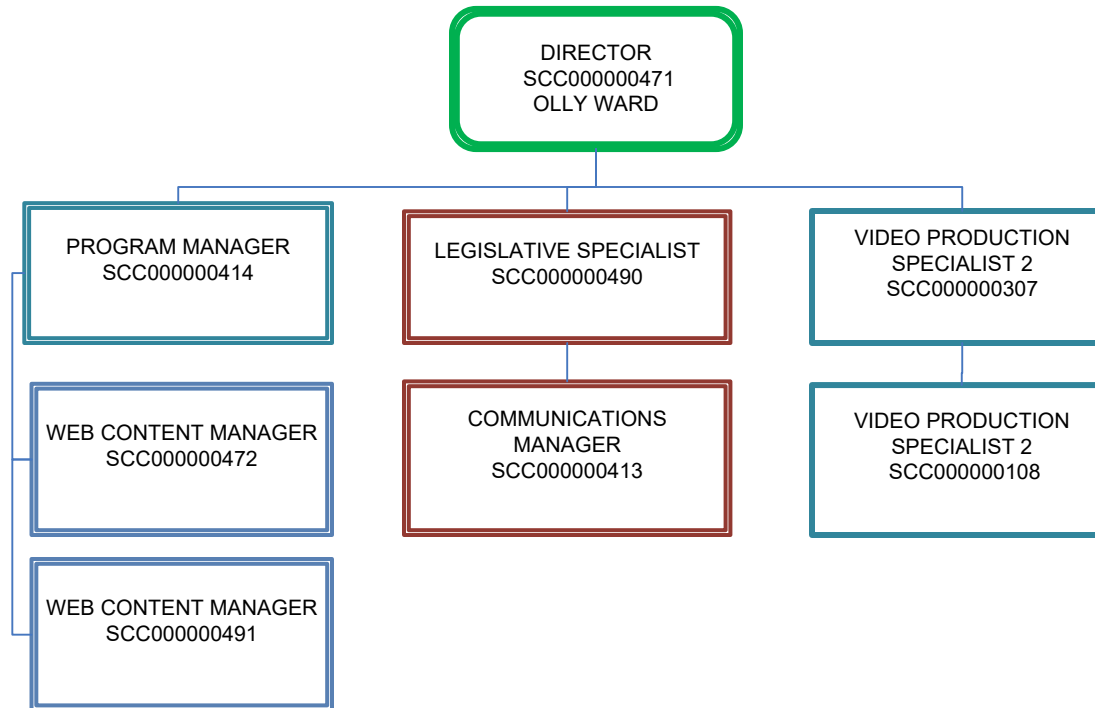
Fund 2333-A Total:	1,925.4	2,164.1	0.0	2,164.1
---------------------------	---------	---------	-----	---------

Program 9 Total:	2,424.1	2,746.4	0.0	2,746.4
-------------------------	---------	---------	-----	---------



ARIZONA CORPORATION COMMISSION
Powering Arizona's Future

COMMUNICATIONS DIVISION



Program Budget Unit Summary of Expenditures and Budget Request for All Funds

Agency:	Corporation Commission
Program:	Communications

Expenditure Categories		FY 2018	FY 2019	FY 2020	FY 2020
		Actual	Expd. Plan	Fund. Issue	Total Request
0000	FTE	6.0	6.0	0.0	6.0
6000	Personal Services	358.7	469.9	0.0	469.9
6100	Employee Related Expenses	137.8	175.3	0.0	175.3
6200	Professional and Outside Services	13.3	0.0	0.0	0.0
6500	Travel In-State	0.6	2.5	0.0	2.5
6600	Travel Out of State	0.0	2.5	0.0	2.5
6700	Food	0.0	0.0	0.0	0.0
6800	Aid to Organizations and Individuals	0.0	0.0	0.0	0.0
7000	Other Operating Expenses	115.7	59.5	0.0	59.5
8000	Equipment	14.4	30.0	0.0	30.0
8100	Capital Outlay	0.0	0.0	0.0	0.0
8600	Debt Service	0.0	0.0	0.0	0.0
9000	Cost Allocation	0.0	0.0	0.0	0.0
9100	Transfers	0.0	0.0	0.0	0.0
Expenditure Categories Total:		640.5	739.7	0.0	739.7

Fund Source					
Appropriated Funds					
2172-A Utility Regulation Revolving (Appropriated)		640.5	739.7	0.0	739.7
		640.5	739.7	0.0	739.7
Fund Source Total:		640.5	739.7	0.0	739.7

Program Group Summary of Expenditures and Budget Request for Selected Funds

Agency:	Corporation Commission
Program:	Communications

	FY 2018 Actual	FY 2019 Expd. Plan	FY 2020 Fund. Issue	FY 2020 Total Request
--	-------------------	-----------------------	------------------------	--------------------------

Fund:	2172-A	Utility Regulation Revolving (Appropriated)
--------------	--------	---

Program Expenditures

COST CENTER/PROGRAM BUDGET UNIT

10-1	Communications	640.5	739.7	0.0	739.7
	Total	640.5	739.7	0.0	739.7

Appropriated Funding

Expenditure Categories

FTE Positions	6.0	6.0	0.0	6.0
Personal Services	358.7	469.9	0.0	469.9
Employee Related Expenses	137.8	175.3	0.0	175.3
Professional and Outside Services	13.3	0.0	0.0	0.0
Travel In-State	0.6	2.5	0.0	2.5
Travel Out of State	0.0	2.5	0.0	2.5
Food	0.0	0.0	0.0	0.0
Aid to Organizations and Individuals	0.0	0.0	0.0	0.0
Other Operating Expenses	115.7	59.5	0.0	59.5
Equipment	14.4	30.0	0.0	30.0
Capital Outlay	0.0	0.0	0.0	0.0
Debt Service	0.0	0.0	0.0	0.0
Cost Allocation	0.0	0.0	0.0	0.0
Transfers	0.0	0.0	0.0	0.0

Expenditure Categories Total:	640.5	739.7	0.0	739.7
--------------------------------------	-------	-------	-----	-------

Fund 2172-A Total:	640.5	739.7	0.0	739.7
---------------------------	-------	-------	-----	-------

Program 10 Total:	640.5	739.7	0.0	739.7
--------------------------	-------	-------	-----	-------

Program Summary of Expenditures and Budget Request

Agency: Corporation Commission
Program: Administration

		FY 2018 Actual	FY 2019 Expd. Plan	FY 2020 Fund. Issue	FY 2020 Total Request
Program Summary					
1-1	Administration	3,614.5	3,795.1	0.0	3,795.1
Program Summary Total:		3,614.5	3,795.1	0.0	3,795.1
Expenditure Categories					
0000	FTE Positions	28.0	28.0	0.0	28.0
6000	Personal Services	1,848.4	1,834.9	0.0	1,834.9
6100	Employee Related Expenses	708.0	814.8	0.0	814.8
6200	Professional and Outside Services	281.8	322.0	0.0	322.0
6500	Travel In-State	9.5	70.0	0.0	70.0
6600	Travel Out of State	64.3	105.0	0.0	105.0
6700	Food	0.0	0.0	0.0	0.0
6800	Aid to Organizations and Individuals	0.0	0.0	0.0	0.0
7000	Other Operating Expenses	676.6	648.4	0.0	648.4
8000	Equipment	25.8	0.0	0.0	0.0
8100	Capital Outlay	0.0	0.0	0.0	0.0
8600	Debt Service	0.0	0.0	0.0	0.0
9000	Cost Allocation	0.0	0.0	0.0	0.0
9100	Transfers	0.1	0.0	0.0	0.0
Expenditure Categories Total:		3,614.5	3,795.1	0.0	3,795.1
Fund Source					
Appropriated Funds					
2172-A	Utility Regulation Revolving (Appropriated)	2,369.4	2,669.4	0.0	2,669.4
2264-A	Securities Regulatory & Enforcement (Appropriated)	496.9	389.4	0.0	389.4
2333-A	Public Access Fund (Appropriated)	748.2	736.3	0.0	736.3
		3,614.5	3,795.1	0.0	3,795.1
Fund Source Total:		3,614.5	3,795.1	0.0	3,795.1

Program Budget Unit Summary of Expenditures and Budget Request for Selected Funds

Agency: Corporation Commission

FY 2018 Actual	FY 2019 Expd. Plan	FY 2020 Fund. Issue	FY 2020 Total Request
-------------------	-----------------------	------------------------	--------------------------

Program: Administration

Fund: 2172-A Utility Regulation Revolving Fund

Appropriated

0000	FTE	26.0	26.0	0.0	26.0
6000	Personal Services	1,487.0	1,704.7	0.0	1,704.7
6100	Employee Related Expenses	573.9	759.7	0.0	759.7
6200	Professional and Outside Services	169.6	0.0	0.0	0.0
6500	Travel In-State	5.8	60.0	0.0	60.0
6600	Travel Out of State	64.3	100.0	0.0	100.0
6700	Food	0.0	0.0	0.0	0.0
6800	Aid to Organizations and Individuals	0.0	0.0	0.0	0.0
7000	Other Operating Expenses	68.5	45.0	0.0	45.0
8000	Equipment	0.3	0.0	0.0	0.0
8100	Capital Outlay	0.0	0.0	0.0	0.0
8600	Debt Service	0.0	0.0	0.0	0.0
9000	Cost Allocation	0.0	0.0	0.0	0.0
9100	Transfers	0.0	0.0	0.0	0.0

Appropriated Total:		2,369.4	2,669.4	0.0	2,669.4
----------------------------	--	---------	---------	-----	---------

Fund Total:		2,369.4	2,669.4	0.0	2,669.4
--------------------	--	---------	---------	-----	---------

Fund: 2264-A Security Regulatory and Enforcement Fund

Appropriated

0000	FTE	2.0	2.0	0.0	2.0
6000	Personal Services	216.8	0.0	0.0	0.0
6100	Employee Related Expenses	82.1	0.0	0.0	0.0
6200	Professional and Outside Services	112.2	322.0	0.0	322.0
6500	Travel In-State	0.0	5.0	0.0	5.0
6600	Travel Out of State	0.0	5.0	0.0	5.0
6700	Food	0.0	0.0	0.0	0.0
6800	Aid to Organizations and Individuals	0.0	0.0	0.0	0.0
7000	Other Operating Expenses	60.2	57.4	0.0	57.4
8000	Equipment	25.5	0.0	0.0	0.0
8100	Capital Outlay	0.0	0.0	0.0	0.0

Program Budget Unit Summary of Expenditures and Budget Request for Selected Funds

Agency: Corporation Commission

FY 2018 Actual	FY 2019 Expd. Plan	FY 2020 Fund. Issue	FY 2020 Total Request
-------------------	-----------------------	------------------------	--------------------------

Program: Administration

Fund: 2264-A Security Regulatory and Enforcement Fund

Appropriated

8600 Debt Service	0.0	0.0	0.0	0.0
9000 Cost Allocation	0.0	0.0	0.0	0.0
9100 Transfers	0.1	0.0	0.0	0.0
Appropriated Total:	496.9	389.4	0.0	389.4
Fund Total:	496.9	389.4	0.0	389.4

Fund: 2333-A Public Access Fund

Appropriated

6000 Personal Services	144.6	130.2	0.0	130.2
6100 Employee Related Expenses	52.0	55.1	0.0	55.1
6200 Professional and Outside Services	0.0	0.0	0.0	0.0
6500 Travel In-State	3.7	5.0	0.0	5.0
6600 Travel Out of State	0.0	0.0	0.0	0.0
6700 Food	0.0	0.0	0.0	0.0
6800 Aid to Organizations and Individuals	0.0	0.0	0.0	0.0
7000 Other Operating Expenses	547.9	546.0	0.0	546.0
8000 Equipment	0.0	0.0	0.0	0.0
8100 Capital Outlay	0.0	0.0	0.0	0.0
8600 Debt Service	0.0	0.0	0.0	0.0
9000 Cost Allocation	0.0	0.0	0.0	0.0
9100 Transfers	0.0	0.0	0.0	0.0
Appropriated Total:	748.2	736.3	0.0	736.3
Fund Total:	748.2	736.3	0.0	736.3

Program Total For Selected Funds:	3,614.5	3,795.1	0.0	3,795.1
--	---------	---------	-----	---------

Program Summary of Expenditures and Budget Request

Agency: Corporation Commission
Program: Hearings

		FY 2018 Actual	FY 2019 Expd. Plan	FY 2020 Fund. Issue	FY 2020 Total Request
Program Summary					
2-1	Hearings	1,999.0	2,223.2	0.0	2,223.2
Program Summary Total:		1,999.0	2,223.2	0.0	2,223.2
Expenditure Categories					
0000	FTE Positions	21.0	21.0	0.0	21.0
6000	Personal Services	1,316.6	1,475.0	0.0	1,475.0
6100	Employee Related Expenses	490.1	553.2	0.0	553.2
6200	Professional and Outside Services	2.9	1.5	0.0	1.5
6500	Travel In-State	6.6	1.5	0.0	1.5
6600	Travel Out of State	7.4	10.0	0.0	10.0
6700	Food	0.0	0.0	0.0	0.0
6800	Aid to Organizations and Individuals	0.0	0.0	0.0	0.0
7000	Other Operating Expenses	167.9	182.0	0.0	182.0
8000	Equipment	2.8	0.0	0.0	0.0
8100	Capital Outlay	0.0	0.0	0.0	0.0
8600	Debt Service	0.0	0.0	0.0	0.0
9000	Cost Allocation	0.0	0.0	0.0	0.0
9100	Transfers	4.7	0.0	0.0	0.0
Expenditure Categories Total:		1,999.0	2,223.2	0.0	2,223.2
Fund Source					
Appropriated Funds					
2172-A	Utility Regulation Revolving (Appropriated)	1,434.0	1,658.2	0.0	1,658.2
2264-A	Securities Regulatory & Enforcement (Appropriated)	565.0	565.0	0.0	565.0
Fund Source Total:		1,999.0	2,223.2	0.0	2,223.2

Program Budget Unit Summary of Expenditures and Budget Request for Selected Funds

Agency: Corporation Commission

FY 2018 Actual	FY 2019 Expd. Plan	FY 2020 Fund. Issue	FY 2020 Total Request
-------------------	-----------------------	------------------------	--------------------------

Program: Hearings

Fund: 2172-A Utility Regulation Revolving Fund

Appropriated

0000	FTE	19.0	19.0	0.0	19.0
6000	Personal Services	899.6	1,048.1	0.0	1,048.1
6100	Employee Related Expenses	342.5	415.1	0.0	415.1
6200	Professional and Outside Services	2.9	1.5	0.0	1.5
6500	Travel In-State	6.6	1.5	0.0	1.5
6600	Travel Out of State	7.0	10.0	0.0	10.0
6700	Food	0.0	0.0	0.0	0.0
6800	Aid to Organizations and Individuals	0.0	0.0	0.0	0.0
7000	Other Operating Expenses	167.9	182.0	0.0	182.0
8000	Equipment	2.8	0.0	0.0	0.0
8100	Capital Outlay	0.0	0.0	0.0	0.0
8600	Debt Service	0.0	0.0	0.0	0.0
9000	Cost Allocation	0.0	0.0	0.0	0.0
9100	Transfers	4.7	0.0	0.0	0.0

Appropriated Total:

1,434.0	1,658.2	0.0	1,658.2
---------	---------	-----	---------

Fund Total:

1,434.0	1,658.2	0.0	1,658.2
---------	---------	-----	---------

Fund: 2264-A Security Regulatory and Enforcement Fund

Appropriated

0000	FTE	2.0	2.0	0.0	2.0
6000	Personal Services	417.0	426.9	0.0	426.9
6100	Employee Related Expenses	147.6	138.1	0.0	138.1
6200	Professional and Outside Services	0.0	0.0	0.0	0.0
6500	Travel In-State	0.0	0.0	0.0	0.0
6600	Travel Out of State	0.4	0.0	0.0	0.0
6700	Food	0.0	0.0	0.0	0.0
6800	Aid to Organizations and Individuals	0.0	0.0	0.0	0.0
7000	Other Operating Expenses	0.0	0.0	0.0	0.0
8000	Equipment	0.0	0.0	0.0	0.0
8100	Capital Outlay	0.0	0.0	0.0	0.0

Program Budget Unit Summary of Expenditures and Budget Request for Selected Funds

Agency: Corporation Commission					
		FY 2018	FY 2019	FY 2020	FY 2020
		Actual	Expd. Plan	Fund. Issue	Total Request
Program: Hearings					
Fund: 2264-A Security Regulatory and Enforcement Fund					
Appropriated					
8600	Debt Service	0.0	0.0	0.0	0.0
9000	Cost Allocation	0.0	0.0	0.0	0.0
9100	Transfers	0.0	0.0	0.0	0.0
Appropriated Total:		565.0	565.0	0.0	565.0
Fund Total:		565.0	565.0	0.0	565.0
Program Total For Selected Funds:		1,999.0	2,223.2	0.0	2,223.2

Program Summary of Expenditures and Budget Request

Agency:	Corporation Commission
Program:	Corporations

		FY 2018 Actual	FY 2019 Expd. Plan	FY 2020 Fund. Issue	FY 2020 Total Request
Program Summary					
3-1	Corporations	3,600.0	3,591.9	0.0	3,591.9
3-2	SLI Corp. Filings, Same Day Service	0.0	271.4	0.0	271.4
Program Summary Total:		3,600.0	3,863.3	0.0	3,863.3
Expenditure Categories					
0000	FTE Positions	66.5	66.5	0.0	66.5
6000	Personal Services	1,761.7	1,919.1	0.0	1,919.1
6100	Employee Related Expenses	819.8	867.3	0.0	867.3
6200	Professional and Outside Services	539.8	546.4	0.0	546.4
6500	Travel In-State	0.0	1.0	0.0	1.0
6600	Travel Out of State	1.9	1.0	0.0	1.0
6700	Food	0.0	0.0	0.0	0.0
6800	Aid to Organizations and Individuals	0.0	0.0	0.0	0.0
7000	Other Operating Expenses	461.1	528.5	0.0	528.5
8000	Equipment	5.9	0.0	0.0	0.0
8100	Capital Outlay	0.0	0.0	0.0	0.0
8600	Debt Service	0.0	0.0	0.0	0.0
9000	Cost Allocation	0.0	0.0	0.0	0.0
9100	Transfers	9.8	0.0	0.0	0.0
Expenditure Categories Total:		3,600.0	3,863.3	0.0	3,863.3
Fund Source					
Appropriated Funds					
2333-A	Public Access Fund (Appropriated)	3,548.4	3,812.6	0.0	3,812.6
3043-A	Arizona Arts Trust Fund (Appropriated)	51.6	50.7	0.0	50.7
Fund Source Total:		3,600.0	3,863.3	0.0	3,863.3

Program Budget Unit Summary of Expenditures and Budget Request for Selected Funds

Agency: Corporation Commission

FY 2018 Actual	FY 2019 Expd. Plan	FY 2020 Fund. Issue	FY 2020 Total Request
-------------------	-----------------------	------------------------	--------------------------

Program: Corporations

Fund: 2333-A Public Access Fund

Appropriated

0000	FTE	65.5	65.5	0.0	65.5
6000	Personal Services	1,731.9	1,720.0	0.0	1,720.0
6100	Employee Related Expenses	798.0	794.3	0.0	794.3
6200	Professional and Outside Services	539.8	546.4	0.0	546.4
6500	Travel In-State	0.0	1.0	0.0	1.0
6600	Travel Out of State	1.9	1.0	0.0	1.0
6700	Food	0.0	0.0	0.0	0.0
6800	Aid to Organizations and Individuals	0.0	0.0	0.0	0.0
7000	Other Operating Expenses	461.1	478.5	0.0	478.5
8000	Equipment	5.9	0.0	0.0	0.0
8100	Capital Outlay	0.0	0.0	0.0	0.0
8600	Debt Service	0.0	0.0	0.0	0.0
9000	Cost Allocation	0.0	0.0	0.0	0.0
9100	Transfers	9.8	0.0	0.0	0.0

Appropriated Total:

	3,548.4	3,541.2	0.0	3,541.2
--	---------	---------	-----	---------

Fund Total:

	3,548.4	3,541.2	0.0	3,541.2
--	---------	---------	-----	---------

Fund: 3043-A Arizona Arts Trust Fund

Appropriated

0000	FTE	1.0	1.0	0.0	1.0
6000	Personal Services	29.8	29.7	0.0	29.7
6100	Employee Related Expenses	21.8	21.0	0.0	21.0
6200	Professional and Outside Services	0.0	0.0	0.0	0.0
6500	Travel In-State	0.0	0.0	0.0	0.0
6600	Travel Out of State	0.0	0.0	0.0	0.0
6700	Food	0.0	0.0	0.0	0.0
6800	Aid to Organizations and Individuals	0.0	0.0	0.0	0.0
7000	Other Operating Expenses	0.0	0.0	0.0	0.0
8000	Equipment	0.0	0.0	0.0	0.0
8100	Capital Outlay	0.0	0.0	0.0	0.0

Program Budget Unit Summary of Expenditures and Budget Request for Selected Funds

Agency: Corporation Commission					
		FY 2018	FY 2019	FY 2020	FY 2020
		Actual	Expd. Plan	Fund. Issue	Total Request
Program: Corporations					
Fund: 3043-A Arizona Arts Trust Fund					
Appropriated					
8600	Debt Service	0.0	0.0	0.0	0.0
9000	Cost Allocation	0.0	0.0	0.0	0.0
9100	Transfers	0.0	0.0	0.0	0.0
Appropriated Total:		51.6	50.7	0.0	50.7
Fund Total:		51.6	50.7	0.0	50.7
Program Total For Selected Funds:		3,600.0	3,591.9	0.0	3,591.9

Program Budget Unit Summary of Expenditures and Budget Request for Selected Funds

Agency: Corporation Commission

FY 2018 Actual	FY 2019 Expd. Plan	FY 2020 Fund. Issue	FY 2020 Total Request
-------------------	-----------------------	------------------------	--------------------------

Program: SLI Corp. Filings, Same Day Service

Fund: 2333-A Public Access Fund

Appropriated

6000	Personal Services	0.0	169.4	0.0	169.4
6100	Employee Related Expenses	0.0	52.0	0.0	52.0
6200	Professional and Outside Services	0.0	0.0	0.0	0.0
6500	Travel In-State	0.0	0.0	0.0	0.0
6600	Travel Out of State	0.0	0.0	0.0	0.0
6700	Food	0.0	0.0	0.0	0.0
6800	Aid to Organizations and Individuals	0.0	0.0	0.0	0.0
7000	Other Operating Expenses	0.0	50.0	0.0	50.0
8000	Equipment	0.0	0.0	0.0	0.0
8100	Capital Outlay	0.0	0.0	0.0	0.0
8600	Debt Service	0.0	0.0	0.0	0.0
9000	Cost Allocation	0.0	0.0	0.0	0.0
9100	Transfers	0.0	0.0	0.0	0.0
Appropriated Total:		0.0	271.4	0.0	271.4
Fund Total:		0.0	271.4	0.0	271.4
Program Total For Selected Funds:		0.0	271.4	0.0	271.4

Program Summary of Expenditures and Budget Request

Agency:	Corporation Commission
Program:	Securities

		FY 2018 Actual	FY 2019 Expd. Plan	FY 2020 Fund. Issue	FY 2020 Total Request
Program Summary					
4-1	Securities	4,620.3	4,798.5	0.0	4,798.5
Program Summary Total:		4,620.3	4,798.5	0.0	4,798.5
Expenditure Categories					
0000	FTE Positions	55.4	55.4	0.0	55.4
6000	Personal Services	2,903.1	3,010.0	0.0	3,010.0
6100	Employee Related Expenses	1,144.3	1,145.0	0.0	1,145.0
6200	Professional and Outside Services	75.0	80.0	0.0	80.0
6500	Travel In-State	23.5	25.0	0.0	25.0
6600	Travel Out of State	12.0	5.0	0.0	5.0
6700	Food	0.0	0.0	0.0	0.0
6800	Aid to Organizations and Individuals	0.0	0.0	0.0	0.0
7000	Other Operating Expenses	458.4	533.5	0.0	533.5
8000	Equipment	0.0	0.0	0.0	0.0
8100	Capital Outlay	0.0	0.0	0.0	0.0
8600	Debt Service	0.0	0.0	0.0	0.0
9000	Cost Allocation	0.0	0.0	0.0	0.0
9100	Transfers	4.0	0.0	0.0	0.0
Expenditure Categories Total:		4,620.3	4,798.5	0.0	4,798.5
Fund Source					
Appropriated Funds					
2264-A	Securities Regulatory & Enforcement (Appropriated	3,902.7	4,083.8	0.0	4,083.8
2404-A	Securities Investment Management Fund (Appropriated	717.6	714.7	0.0	714.7
Fund Source Total:		4,620.3	4,798.5	0.0	4,798.5

Program Budget Unit Summary of Expenditures and Budget Request for Selected Funds

Agency: Corporation Commission

FY 2018 Actual	FY 2019 Expd. Plan	FY 2020 Fund. Issue	FY 2020 Total Request
-------------------	-----------------------	------------------------	--------------------------

Program: Securities

Fund: 2264-A Security Regulatory and Enforcement Fund

Appropriated

0000	FTE	42.4	42.4	0.0	42.4
6000	Personal Services	2,377.7	2,485.3	0.0	2,485.3
6100	Employee Related Expenses	953.9	955.0	0.0	955.0
6200	Professional and Outside Services	75.0	80.0	0.0	80.0
6500	Travel In-State	23.2	25.0	0.0	25.0
6600	Travel Out of State	10.5	5.0	0.0	5.0
6700	Food	0.0	0.0	0.0	0.0
6800	Aid to Organizations and Individuals	0.0	0.0	0.0	0.0
7000	Other Operating Expenses	458.4	533.5	0.0	533.5
8000	Equipment	0.0	0.0	0.0	0.0
8100	Capital Outlay	0.0	0.0	0.0	0.0
8600	Debt Service	0.0	0.0	0.0	0.0
9000	Cost Allocation	0.0	0.0	0.0	0.0
9100	Transfers	4.0	0.0	0.0	0.0

Appropriated Total:	3,902.7	4,083.8	0.0	4,083.8
----------------------------	---------	---------	-----	---------

Fund Total:	3,902.7	4,083.8	0.0	4,083.8
--------------------	---------	---------	-----	---------

Fund: 2404-A Securities Investment Management Fund

Appropriated

0000	FTE	13.0	13.0	0.0	13.0
6000	Personal Services	525.4	524.7	0.0	524.7
6100	Employee Related Expenses	190.4	190.0	0.0	190.0
6200	Professional and Outside Services	0.0	0.0	0.0	0.0
6500	Travel In-State	0.3	0.0	0.0	0.0
6600	Travel Out of State	1.5	0.0	0.0	0.0
6700	Food	0.0	0.0	0.0	0.0
6800	Aid to Organizations and Individuals	0.0	0.0	0.0	0.0
7000	Other Operating Expenses	0.0	0.0	0.0	0.0
8000	Equipment	0.0	0.0	0.0	0.0
8100	Capital Outlay	0.0	0.0	0.0	0.0

Program Budget Unit Summary of Expenditures and Budget Request for Selected Funds

Agency: Corporation Commission

FY 2018 Actual	FY 2019 Expd. Plan	FY 2020 Fund. Issue	FY 2020 Total Request
-------------------	-----------------------	------------------------	--------------------------

Program: Securities

Fund: 2404-A Securities Investment Management Fund

Appropriated

8600	Debt Service	0.0	0.0	0.0	0.0
9000	Cost Allocation	0.0	0.0	0.0	0.0
9100	Transfers	0.0	0.0	0.0	0.0

Appropriated Total:

717.6	714.7	0.0	714.7
-------	-------	-----	-------

Fund Total:

717.6	714.7	0.0	714.7
-------	-------	-----	-------

Program Total For Selected Funds:

4,620.3	4,798.5	0.0	4,798.5
---------	---------	-----	---------

Program Summary of Expenditures and Budget Request

Agency:	Corporation Commission
Program:	Railroad Safety

		FY 2018 Actual	FY 2019 Expd. Plan	FY 2020 Fund. Issue	FY 2020 Total Request
Program Summary					
5-1	Railroad Safety	906.0	869.2	200.0	1,069.2
5-2	SLI Railroad Safety Inspectors	0.0	196.6	(196.6)	0.0
Program Summary Total:		906.0	1,065.8	3.4	1,069.2
Expenditure Categories					
0000	FTE Positions	6.0	146.0	2.0	148.0
6000	Personal Services	507.0	646.0	(13.4)	632.6
6100	Employee Related Expenses	229.8	281.0	(12.2)	268.8
6200	Professional and Outside Services	6.7	2.0	0.0	2.0
6500	Travel In-State	104.3	80.0	23.0	103.0
6600	Travel Out of State	5.1	0.0	0.0	0.0
6700	Food	0.0	0.0	0.0	0.0
6800	Aid to Organizations and Individuals	0.0	0.0	0.0	0.0
7000	Other Operating Expenses	53.0	56.8	6.0	62.8
8000	Equipment	0.0	0.0	0.0	0.0
8100	Capital Outlay	0.0	0.0	0.0	0.0
8600	Debt Service	0.0	0.0	0.0	0.0
9000	Cost Allocation	0.0	0.0	0.0	0.0
9100	Transfers	0.1	0.0	0.0	0.0
Expenditure Categories Total:		906.0	1,065.8	3.4	1,069.2
Fund Source					
Appropriated Funds					
1000-A	General Fund (Appropriated)	621.0	814.6	3.4	818.0
2172-A	Utility Regulation Revolving (Appropriated)	285.0	251.2	0.0	251.2
Fund Source Total:		906.0	1,065.8	3.4	1,069.2

Program Budget Unit Summary of Expenditures and Budget Request for Selected Funds

Agency: Corporation Commission

FY 2018 Actual	FY 2019 Expd. Plan	FY 2020 Fund. Issue	FY 2020 Total Request
-------------------	-----------------------	------------------------	--------------------------

Program: Railroad Safety

Fund: 1000-A General Fund

Appropriated

0000	FTE	6.0	6.0	2.0	8.0
6000	Personal Services	406.3	390.0	126.6	516.6
6100	Employee Related Expenses	181.6	171.4	44.4	215.8
6200	Professional and Outside Services	6.7	2.0	0.0	2.0
6500	Travel In-State	15.9	34.6	23.0	57.6
6600	Travel Out of State	2.6	0.0	0.0	0.0
6700	Food	0.0	0.0	0.0	0.0
6800	Aid to Organizations and Individuals	0.0	0.0	0.0	0.0
7000	Other Operating Expenses	7.9	20.0	6.0	26.0
8000	Equipment	0.0	0.0	0.0	0.0
8100	Capital Outlay	0.0	0.0	0.0	0.0
8600	Debt Service	0.0	0.0	0.0	0.0
9000	Cost Allocation	0.0	0.0	0.0	0.0
9100	Transfers	0.0	0.0	0.0	0.0
Appropriated Total:		621.0	618.0	200.0	818.0

Fund Total: 621.0 618.0 200.0 818.0

Fund: 2172-A Utility Regulation Revolving Fund

Appropriated

6000	Personal Services	100.7	116.0	0.0	116.0
6100	Employee Related Expenses	48.2	53.0	0.0	53.0
6200	Professional and Outside Services	0.0	0.0	0.0	0.0
6500	Travel In-State	88.4	45.4	0.0	45.4
6600	Travel Out of State	2.5	0.0	0.0	0.0
6700	Food	0.0	0.0	0.0	0.0
6800	Aid to Organizations and Individuals	0.0	0.0	0.0	0.0
7000	Other Operating Expenses	45.1	36.8	0.0	36.8
8000	Equipment	0.0	0.0	0.0	0.0
8100	Capital Outlay	0.0	0.0	0.0	0.0

Program Budget Unit Summary of Expenditures and Budget Request for Selected Funds

Agency: Corporation Commission

FY 2018 Actual	FY 2019 Expd. Plan	FY 2020 Fund. Issue	FY 2020 Total Request
-------------------	-----------------------	------------------------	--------------------------

Program: Railroad Safety

Fund: 2172-A Utility Regulation Revolving Fund

Appropriated

8600	Debt Service	0.0	0.0	0.0	0.0
9000	Cost Allocation	0.0	0.0	0.0	0.0
9100	Transfers	0.1	0.0	0.0	0.0

Appropriated Total:		285.0	251.2	0.0	251.2
----------------------------	--	-------	-------	-----	-------

Fund Total:		285.0	251.2	0.0	251.2
--------------------	--	-------	-------	-----	-------

Program Total For Selected Funds:		906.0	869.2	200.0	1,069.2
--	--	-------	-------	-------	---------

Program Budget Unit Summary of Expenditures and Budget Request for Selected Funds

Agency: Corporation Commission

FY 2018 Actual	FY 2019 Expd. Plan	FY 2020 Fund. Issue	FY 2020 Total Request
-------------------	-----------------------	------------------------	--------------------------

Program: SLI Railroad Safety Inspectors

Fund: 1000-A General Fund

Appropriated

0000	FTE	0.0	140.0	0.0	140.0
6000	Personal Services	0.0	140.0	(140.0)	0.0
6100	Employee Related Expenses	0.0	56.6	(56.6)	0.0
6200	Professional and Outside Services	0.0	0.0	0.0	0.0
6500	Travel In-State	0.0	0.0	0.0	0.0
6600	Travel Out of State	0.0	0.0	0.0	0.0
6700	Food	0.0	0.0	0.0	0.0
6800	Aid to Organizations and Individuals	0.0	0.0	0.0	0.0
7000	Other Operating Expenses	0.0	0.0	0.0	0.0
8000	Equipment	0.0	0.0	0.0	0.0
8100	Capital Outlay	0.0	0.0	0.0	0.0
8600	Debt Service	0.0	0.0	0.0	0.0
9000	Cost Allocation	0.0	0.0	0.0	0.0
9100	Transfers	0.0	0.0	0.0	0.0

Appropriated Total:		0.0	196.6	(196.6)	0.0
----------------------------	--	-----	-------	---------	-----

Fund Total:		0.0	196.6	(196.6)	0.0
--------------------	--	-----	-------	---------	-----

Program Total For Selected Funds:		0.0	196.6	(196.6)	0.0
--	--	-----	-------	---------	-----

Program Summary of Expenditures and Budget Request

Agency:	Corporation Commission
Program:	Pipeline Safety

		FY 2018 Actual	FY 2019 Expd. Plan	FY 2020 Fund. Issue	FY 2020 Total Request
Program Summary					
6-1	Pipeline Safety	1,773.8	1,417.9	0.0	1,417.9
Program Summary Total:		1,773.8	1,417.9	0.0	1,417.9
Expenditure Categories					
0000	FTE Positions	16.0	16.0	0.0	16.0
6000	Personal Services	1,039.0	765.2	0.0	765.2
6100	Employee Related Expenses	386.8	352.7	0.0	352.7
6200	Professional and Outside Services	6.5	5.0	0.0	5.0
6500	Travel In-State	129.8	110.0	0.0	110.0
6600	Travel Out of State	55.7	35.0	0.0	35.0
6700	Food	0.0	0.0	0.0	0.0
6800	Aid to Organizations and Individuals	0.0	0.0	0.0	0.0
7000	Other Operating Expenses	135.8	150.0	0.0	150.0
8000	Equipment	19.9	0.0	0.0	0.0
8100	Capital Outlay	0.0	0.0	0.0	0.0
8600	Debt Service	0.0	0.0	0.0	0.0
9000	Cost Allocation	0.0	0.0	0.0	0.0
9100	Transfers	0.3	0.0	0.0	0.0
Expenditure Categories Total:		1,773.8	1,417.9	0.0	1,417.9
Fund Source					
Appropriated Funds					
2172-A	Utility Regulation Revolving (Appropriated)	1,080.3	592.9	0.0	592.9
		1,080.3	592.9	0.0	592.9
Non-Appropriated Funds					
2000-N	Federal Grant (Non-Appropriated)	693.5	825.0	0.0	825.0
		693.5	825.0	0.0	825.0
Fund Source Total:		1,773.8	1,417.9	0.0	1,417.9

Program Budget Unit Summary of Expenditures and Budget Request for Selected Funds

Agency: Corporation Commission

FY 2018 Actual	FY 2019 Expd. Plan	FY 2020 Fund. Issue	FY 2020 Total Request
-------------------	-----------------------	------------------------	--------------------------

Program: Pipeline Safety

Fund: 2000-N Federal Grant Fund

Non-Appropriated

0000	FTE	1.0	1.0	0.0	1.0
6000	Personal Services	256.6	346.5	0.0	346.5
6100	Employee Related Expenses	100.0	178.5	0.0	178.5
6200	Professional and Outside Services	6.5	5.0	0.0	5.0
6500	Travel In-State	124.8	110.0	0.0	110.0
6600	Travel Out of State	49.6	35.0	0.0	35.0
6700	Food	0.0	0.0	0.0	0.0
6800	Aid to Organizations and Individuals	0.0	0.0	0.0	0.0
7000	Other Operating Expenses	135.8	150.0	0.0	150.0
8000	Equipment	19.9	0.0	0.0	0.0
8100	Capital Outlay	0.0	0.0	0.0	0.0
8600	Debt Service	0.0	0.0	0.0	0.0
9000	Cost Allocation	0.0	0.0	0.0	0.0
9100	Transfers	0.3	0.0	0.0	0.0

Non-Appropriated Total:		693.5	825.0	0.0	825.0
--------------------------------	--	-------	-------	-----	-------

Fund Total:		693.5	825.0	0.0	825.0
--------------------	--	-------	-------	-----	-------

Fund: 2172-A Utility Regulation Revolving Fund

Appropriated

0000	FTE	15.0	15.0	0.0	15.0
6000	Personal Services	782.4	418.7	0.0	418.7
6100	Employee Related Expenses	286.8	174.2	0.0	174.2
6200	Professional and Outside Services	0.0	0.0	0.0	0.0
6500	Travel In-State	5.0	0.0	0.0	0.0
6600	Travel Out of State	6.1	0.0	0.0	0.0
6700	Food	0.0	0.0	0.0	0.0
6800	Aid to Organizations and Individuals	0.0	0.0	0.0	0.0
7000	Other Operating Expenses	0.0	0.0	0.0	0.0
8000	Equipment	0.0	0.0	0.0	0.0
8100	Capital Outlay	0.0	0.0	0.0	0.0

Program Budget Unit Summary of Expenditures and Budget Request for Selected Funds

Agency: Corporation Commission

FY 2018 Actual	FY 2019 Expd. Plan	FY 2020 Fund. Issue	FY 2020 Total Request
-------------------	-----------------------	------------------------	--------------------------

Program: Pipeline Safety

Fund: 2172-A Utility Regulation Revolving Fund

Appropriated

8600	Debt Service	0.0	0.0	0.0	0.0
9000	Cost Allocation	0.0	0.0	0.0	0.0
9100	Transfers	0.0	0.0	0.0	0.0

Appropriated Total:		1,080.3	592.9	0.0	592.9
----------------------------	--	---------	-------	-----	-------

Fund Total:		1,080.3	592.9	0.0	592.9
--------------------	--	---------	-------	-----	-------

Program Total For Selected Funds:		1,773.8	1,417.9	0.0	1,417.9
--	--	---------	---------	-----	---------

Program Summary of Expenditures and Budget Request

Agency:	Corporation Commission
Program:	Utilities

		FY 2018 Actual	FY 2019 Expd. Plan	FY 2020 Fund. Issue	FY 2020 Total Request
Program Summary					
7-1	Utilities	5,786.9	5,600.4	0.0	5,600.4
7-2	SLI Utility Audits, Studies, Investigations, and Hear	0.0	380.0	0.0	380.0
Program Summary Total:		5,786.9	5,980.4	0.0	5,980.4
Expenditure Categories					
0000	FTE Positions	67.0	67.0	0.0	67.0
6000	Personal Services	3,717.2	3,800.0	0.0	3,800.0
6100	Employee Related Expenses	1,335.9	1,384.3	0.0	1,384.3
6200	Professional and Outside Services	335.5	430.0	0.0	430.0
6500	Travel In-State	12.9	40.0	0.0	40.0
6600	Travel Out of State	24.0	20.0	0.0	20.0
6700	Food	0.0	0.0	0.0	0.0
6800	Aid to Organizations and Individuals	0.0	0.0	0.0	0.0
7000	Other Operating Expenses	346.9	306.1	0.0	306.1
8000	Equipment	5.0	0.0	0.0	0.0
8100	Capital Outlay	0.0	0.0	0.0	0.0
8600	Debt Service	0.0	0.0	0.0	0.0
9000	Cost Allocation	0.0	0.0	0.0	0.0
9100	Transfers	9.5	0.0	0.0	0.0
Expenditure Categories Total:		5,786.9	5,980.4	0.0	5,980.4
Fund Source					
Appropriated Funds					
2172-A	Utility Regulation Revolving (Appropriated)	5,786.9	5,980.4	0.0	5,980.4
Fund Source Total:		5,786.9	5,980.4	0.0	5,980.4

Program Budget Unit Summary of Expenditures and Budget Request for Selected Funds

Agency: Corporation Commission

FY 2018 Actual	FY 2019 Expd. Plan	FY 2020 Fund. Issue	FY 2020 Total Request
-------------------	-----------------------	------------------------	--------------------------

Program: Utilities

Fund: 2172-A Utility Regulation Revolving Fund

Appropriated

0000	FTE	67.0	67.0	0.0	67.0
6000	Personal Services	3,717.2	3,800.0	0.0	3,800.0
6100	Employee Related Expenses	1,335.9	1,384.3	0.0	1,384.3
6200	Professional and Outside Services	335.5	50.0	0.0	50.0
6500	Travel In-State	12.9	40.0	0.0	40.0
6600	Travel Out of State	24.0	20.0	0.0	20.0
6700	Food	0.0	0.0	0.0	0.0
6800	Aid to Organizations and Individuals	0.0	0.0	0.0	0.0
7000	Other Operating Expenses	346.9	306.1	0.0	306.1
8000	Equipment	5.0	0.0	0.0	0.0
8100	Capital Outlay	0.0	0.0	0.0	0.0
8600	Debt Service	0.0	0.0	0.0	0.0
9000	Cost Allocation	0.0	0.0	0.0	0.0
9100	Transfers	9.5	0.0	0.0	0.0

Appropriated Total:		5,786.9	5,600.4	0.0	5,600.4
----------------------------	--	---------	---------	-----	---------

Fund Total:		5,786.9	5,600.4	0.0	5,600.4
--------------------	--	---------	---------	-----	---------

Program Total For Selected Funds:		5,786.9	5,600.4	0.0	5,600.4
--	--	---------	---------	-----	---------

Program Budget Unit Summary of Expenditures and Budget Request for Selected Funds

Agency: Corporation Commission

FY 2018 Actual	FY 2019 Expd. Plan	FY 2020 Fund. Issue	FY 2020 Total Request
-------------------	-----------------------	------------------------	--------------------------

Program: SLI Utility Audits, Studies, Investigations, and Hearings

Fund: 2172-A Utility Regulation Revolving Fund

Appropriated

6000 Personal Services	0.0	0.0	0.0	0.0
6100 Employee Related Expenses	0.0	0.0	0.0	0.0
6200 Professional and Outside Services	0.0	380.0	0.0	380.0
6500 Travel In-State	0.0	0.0	0.0	0.0
6600 Travel Out of State	0.0	0.0	0.0	0.0
6700 Food	0.0	0.0	0.0	0.0
6800 Aid to Organizations and Individuals	0.0	0.0	0.0	0.0
7000 Other Operating Expenses	0.0	0.0	0.0	0.0
8000 Equipment	0.0	0.0	0.0	0.0
8100 Capital Outlay	0.0	0.0	0.0	0.0
8600 Debt Service	0.0	0.0	0.0	0.0
9000 Cost Allocation	0.0	0.0	0.0	0.0
9100 Transfers	0.0	0.0	0.0	0.0

Appropriated Total:	0.0	380.0	0.0	380.0
----------------------------	-----	-------	-----	-------

Fund Total:	0.0	380.0	0.0	380.0
--------------------	-----	-------	-----	-------

Program Total For Selected Funds:	0.0	380.0	0.0	380.0
--	-----	-------	-----	-------

Program Summary of Expenditures and Budget Request

Agency:	Corporation Commission
Program:	Legal

		FY 2018 Actual	FY 2019 Expd. Plan	FY 2020 Fund. Issue	FY 2020 Total Request
Program Summary					
8-1	Legal	1,792.5	1,975.2	0.0	1,975.2
Program Summary Total:		1,792.5	1,975.2	0.0	1,975.2
Expenditure Categories					
0000	FTE Positions	17.5	17.5	0.0	17.5
6000	Personal Services	1,212.8	1,366.9	0.0	1,366.9
6100	Employee Related Expenses	398.2	453.3	0.0	453.3
6200	Professional and Outside Services	37.6	20.0	0.0	20.0
6500	Travel In-State	2.1	5.0	0.0	5.0
6600	Travel Out of State	5.4	7.5	0.0	7.5
6700	Food	0.0	0.0	0.0	0.0
6800	Aid to Organizations and Individuals	0.0	0.0	0.0	0.0
7000	Other Operating Expenses	136.1	122.5	0.0	122.5
8000	Equipment	0.0	0.0	0.0	0.0
8100	Capital Outlay	0.0	0.0	0.0	0.0
8600	Debt Service	0.0	0.0	0.0	0.0
9000	Cost Allocation	0.0	0.0	0.0	0.0
9100	Transfers	0.3	0.0	0.0	0.0
Expenditure Categories Total:		1,792.5	1,975.2	0.0	1,975.2
Fund Source					
Appropriated Funds					
2172-A	Utility Regulation Revolving (Appropriated)	1,792.5	1,975.2	0.0	1,975.2
Fund Source Total:		1,792.5	1,975.2	0.0	1,975.2

Program Budget Unit Summary of Expenditures and Budget Request for Selected Funds

Agency: Corporation Commission

FY 2018 Actual	FY 2019 Expd. Plan	FY 2020 Fund. Issue	FY 2020 Total Request
-------------------	-----------------------	------------------------	--------------------------

Program: Legal

Fund: 2172-A Utility Regulation Revolving Fund

Appropriated

0000	FTE	17.5	17.5	0.0	17.5
6000	Personal Services	1,212.8	1,366.9	0.0	1,366.9
6100	Employee Related Expenses	398.2	453.3	0.0	453.3
6200	Professional and Outside Services	37.6	20.0	0.0	20.0
6500	Travel In-State	2.1	5.0	0.0	5.0
6600	Travel Out of State	5.4	7.5	0.0	7.5
6700	Food	0.0	0.0	0.0	0.0
6800	Aid to Organizations and Individuals	0.0	0.0	0.0	0.0
7000	Other Operating Expenses	136.1	122.5	0.0	122.5
8000	Equipment	0.0	0.0	0.0	0.0
8100	Capital Outlay	0.0	0.0	0.0	0.0
8600	Debt Service	0.0	0.0	0.0	0.0
9000	Cost Allocation	0.0	0.0	0.0	0.0
9100	Transfers	0.3	0.0	0.0	0.0

Appropriated Total:		1,792.5	1,975.2	0.0	1,975.2
----------------------------	--	---------	---------	-----	---------

Fund Total:		1,792.5	1,975.2	0.0	1,975.2
--------------------	--	---------	---------	-----	---------

Program Total For Selected Funds:		1,792.5	1,975.2	0.0	1,975.2
--	--	---------	---------	-----	---------

Program Summary of Expenditures and Budget Request

Agency:	Corporation Commission
Program:	Information Technology

		FY 2018 Actual	FY 2019 Expd. Plan	FY 2020 Fund. Issue	FY 2020 Total Request
Program Summary					
9-1	Information Technology	2,424.1	2,616.6	0.0	2,616.6
9-2	SLI Corp. Filings, Same Day Service	0.0	129.8	0.0	129.8
Program Summary Total:		2,424.1	2,746.4	0.0	2,746.4
Expenditure Categories					
0000	FTE Positions	18.0	18.0	0.0	18.0
6000	Personal Services	1,250.5	1,365.0	0.0	1,365.0
6100	Employee Related Expenses	460.2	543.5	0.0	543.5
6200	Professional and Outside Services	0.0	0.0	0.0	0.0
6500	Travel In-State	0.0	0.0	0.0	0.0
6600	Travel Out of State	0.0	0.0	0.0	0.0
6700	Food	0.0	0.0	0.0	0.0
6800	Aid to Organizations and Individuals	0.0	0.0	0.0	0.0
7000	Other Operating Expenses	510.2	585.9	0.0	585.9
8000	Equipment	201.8	252.0	0.0	252.0
8100	Capital Outlay	0.0	0.0	0.0	0.0
8600	Debt Service	0.0	0.0	0.0	0.0
9000	Cost Allocation	0.0	0.0	0.0	0.0
9100	Transfers	1.4	0.0	0.0	0.0
Expenditure Categories Total:		2,424.1	2,746.4	0.0	2,746.4
Fund Source					
Appropriated Funds					
2172-A	Utility Regulation Revolving (Appropriated)	498.7	582.3	0.0	582.3
2333-A	Public Access Fund (Appropriated)	1,925.4	2,164.1	0.0	2,164.1
Fund Source Total:		2,424.1	2,746.4	0.0	2,746.4

Program Budget Unit Summary of Expenditures and Budget Request for Selected Funds

Agency: Corporation Commission

FY 2018 Actual	FY 2019 Expd. Plan	FY 2020 Fund. Issue	FY 2020 Total Request
-------------------	-----------------------	------------------------	--------------------------

Program: Information Technology

Fund: 2172-A Utility Regulation Revolving Fund

Appropriated

0000	FTE	6.0	6.0	0.0	6.0
6000	Personal Services	368.2	415.2	0.0	415.2
6100	Employee Related Expenses	130.5	167.1	0.0	167.1
6200	Professional and Outside Services	0.0	0.0	0.0	0.0
6500	Travel In-State	0.0	0.0	0.0	0.0
6600	Travel Out of State	0.0	0.0	0.0	0.0
6700	Food	0.0	0.0	0.0	0.0
6800	Aid to Organizations and Individuals	0.0	0.0	0.0	0.0
7000	Other Operating Expenses	0.0	0.0	0.0	0.0
8000	Equipment	0.0	0.0	0.0	0.0
8100	Capital Outlay	0.0	0.0	0.0	0.0
8600	Debt Service	0.0	0.0	0.0	0.0
9000	Cost Allocation	0.0	0.0	0.0	0.0
9100	Transfers	0.0	0.0	0.0	0.0

Appropriated Total:

498.7	582.3	0.0	582.3
-------	-------	-----	-------

Fund Total:

498.7	582.3	0.0	582.3
-------	-------	-----	-------

Fund: 2333-A Public Access Fund

Appropriated

0000	FTE	12.0	12.0	0.0	12.0
6000	Personal Services	882.3	859.8	0.0	859.8
6100	Employee Related Expenses	329.7	349.8	0.0	349.8
6200	Professional and Outside Services	0.0	0.0	0.0	0.0
6500	Travel In-State	0.0	0.0	0.0	0.0
6600	Travel Out of State	0.0	0.0	0.0	0.0
6700	Food	0.0	0.0	0.0	0.0
6800	Aid to Organizations and Individuals	0.0	0.0	0.0	0.0
7000	Other Operating Expenses	510.2	572.7	0.0	572.7
8000	Equipment	201.8	252.0	0.0	252.0
8100	Capital Outlay	0.0	0.0	0.0	0.0

Program Budget Unit Summary of Expenditures and Budget Request for Selected Funds

Agency: Corporation Commission

FY 2018 Actual	FY 2019 Expd. Plan	FY 2020 Fund. Issue	FY 2020 Total Request
-------------------	-----------------------	------------------------	--------------------------

Program: Information Technology

Fund: 2333-A Public Access Fund

Appropriated

8600	Debt Service	0.0	0.0	0.0	0.0
9000	Cost Allocation	0.0	0.0	0.0	0.0
9100	Transfers	1.4	0.0	0.0	0.0

Appropriated Total:		1,925.4	2,034.3	0.0	2,034.3
----------------------------	--	---------	---------	-----	---------

Fund Total:		1,925.4	2,034.3	0.0	2,034.3
--------------------	--	---------	---------	-----	---------

Program Total For Selected Funds:		2,424.1	2,616.6	0.0	2,616.6
--	--	---------	---------	-----	---------

Program Budget Unit Summary of Expenditures and Budget Request for Selected Funds

Agency: Corporation Commission

FY 2018 Actual	FY 2019 Expd. Plan	FY 2020 Fund. Issue	FY 2020 Total Request
-------------------	-----------------------	------------------------	--------------------------

Program: SLI Corp. Filings, Same Day Service

Fund: 2333-A Public Access Fund

Appropriated

6000	Personal Services	0.0	90.0	0.0	90.0
6100	Employee Related Expenses	0.0	26.6	0.0	26.6
6200	Professional and Outside Services	0.0	0.0	0.0	0.0
6500	Travel In-State	0.0	0.0	0.0	0.0
6600	Travel Out of State	0.0	0.0	0.0	0.0
6700	Food	0.0	0.0	0.0	0.0
6800	Aid to Organizations and Individuals	0.0	0.0	0.0	0.0
7000	Other Operating Expenses	0.0	13.2	0.0	13.2
8000	Equipment	0.0	0.0	0.0	0.0
8100	Capital Outlay	0.0	0.0	0.0	0.0
8600	Debt Service	0.0	0.0	0.0	0.0
9000	Cost Allocation	0.0	0.0	0.0	0.0
9100	Transfers	0.0	0.0	0.0	0.0
Appropriated Total:		0.0	129.8	0.0	129.8
Fund Total:		0.0	129.8	0.0	129.8
Program Total For Selected Funds:		0.0	129.8	0.0	129.8

Program Summary of Expenditures and Budget Request

Agency:	Corporation Commission
Program:	Communications

		FY 2018 Actual	FY 2019 Expd. Plan	FY 2020 Fund. Issue	FY 2020 Total Request
Program Summary					
10-1	Communications	640.5	739.7	0.0	739.7
Program Summary Total:		640.5	739.7	0.0	739.7
Expenditure Categories					
0000	FTE Positions	6.0	6.0	0.0	6.0
6000	Personal Services	358.7	469.9	0.0	469.9
6100	Employee Related Expenses	137.8	175.3	0.0	175.3
6200	Professional and Outside Services	13.3	0.0	0.0	0.0
6500	Travel In-State	0.6	2.5	0.0	2.5
6600	Travel Out of State	0.0	2.5	0.0	2.5
6700	Food	0.0	0.0	0.0	0.0
6800	Aid to Organizations and Individuals	0.0	0.0	0.0	0.0
7000	Other Operating Expenses	115.7	59.5	0.0	59.5
8000	Equipment	14.4	30.0	0.0	30.0
8100	Capital Outlay	0.0	0.0	0.0	0.0
8600	Debt Service	0.0	0.0	0.0	0.0
9000	Cost Allocation	0.0	0.0	0.0	0.0
9100	Transfers	0.0	0.0	0.0	0.0
Expenditure Categories Total:		640.5	739.7	0.0	739.7
Fund Source					
Appropriated Funds					
2172-A	Utility Regulation Revolving (Appropriated)	640.5	739.7	0.0	739.7
Fund Source Total:		640.5	739.7	0.0	739.7

Program Budget Unit Summary of Expenditures and Budget Request for Selected Funds

Agency: Corporation Commission

FY 2018 Actual	FY 2019 Expd. Plan	FY 2020 Fund. Issue	FY 2020 Total Request
-------------------	-----------------------	------------------------	--------------------------

Program: Communications

Fund: 2172-A Utility Regulation Revolving Fund

Appropriated

0000	FTE	6.0	6.0	0.0	6.0
6000	Personal Services	358.7	469.9	0.0	469.9
6100	Employee Related Expenses	137.8	175.3	0.0	175.3
6200	Professional and Outside Services	13.3	0.0	0.0	0.0
6500	Travel In-State	0.6	2.5	0.0	2.5
6600	Travel Out of State	0.0	2.5	0.0	2.5
6700	Food	0.0	0.0	0.0	0.0
6800	Aid to Organizations and Individuals	0.0	0.0	0.0	0.0
7000	Other Operating Expenses	115.7	59.5	0.0	59.5
8000	Equipment	14.4	30.0	0.0	30.0
8100	Capital Outlay	0.0	0.0	0.0	0.0
8600	Debt Service	0.0	0.0	0.0	0.0
9000	Cost Allocation	0.0	0.0	0.0	0.0
9100	Transfers	0.0	0.0	0.0	0.0

Appropriated Total:		640.5	739.7	0.0	739.7
----------------------------	--	-------	-------	-----	-------

Fund Total:		640.5	739.7	0.0	739.7
--------------------	--	-------	-------	-----	-------

Program Total For Selected Funds:		640.5	739.7	0.0	739.7
--	--	-------	-------	-----	-------

Program Expenditure Schedule

Agency:	Corporation Commission
Program:	Administration

	FY 2018 Actual	FY 2019 Expd. Plan
FTE	28.0	28.0
Expenditure Category Total	28.0	28.0
Appropriated		
2172-A Utility Regulation Revolving (Appropriated)	26.0	26.0
2264-A Securities Regulatory & Enforcement (Appropriated)	2.0	2.0
Fund Source Total	28.0	28.0
<hr/>		
Personal Services	1,847.6	1,834.9
Boards and Commissions	0.8	0.0
Expenditure Category Total	1,848.4	1,834.9
Appropriated		
2172-A Utility Regulation Revolving (Appropriated)	1,487.0	1,704.7
2264-A Securities Regulatory & Enforcement (Appropriated)	216.8	0.0
2333-A Public Access Fund (Appropriated)	144.6	130.2
Fund Source Total	1,848.4	1,834.9
<hr/>		
Employee Related Expenses	708.0	814.8
Expenditure Category Total	708.0	814.8
Appropriated		
2172-A Utility Regulation Revolving (Appropriated)	573.9	759.7
2264-A Securities Regulatory & Enforcement (Appropriated)	82.1	0.0
2333-A Public Access Fund (Appropriated)	52.0	55.1
Fund Source Total	708.0	814.8
<hr/>		
Professional and Outside Services		322.0
External Prof/Outside Serv Budg And Appn	0.0	
External Investment Services	0.0	
Other External Financial Services	0.0	
Attorney General Legal Services	0.0	
External Legal Services	169.6	
External Engineer/Architect Cost - Exp	0.0	
External Engineer/Architect Cost- Cap	0.0	
Other Design	0.0	
Temporary Agency Services	0.0	
Hospital Services	0.0	
Other Medical Services	0.0	
Institutional Care	0.0	
Education And Training	0.0	
Vendor Travel	0.0	
Professional & Outside Services Excluded from Cost Alloca	0.0	
Vendor Travel - Non Reportable	0.0	
External Telecom Consulting Services	0.0	
Costs related to those in custody of the State	0.0	
Non - Confidential Specialist Fees	0.0	
Confidential Specialist Fees	0.0	
Outside Actuarial Costs	0.0	
Other Professional And Outside Services	112.2	

Program Expenditure Schedule

Agency:	Corporation Commission
Program:	Administration

	FY 2018 Actual	FY 2019 Expd. Plan
Expenditure Category Total	281.8	322.0
Appropriated		
2172-A Utility Regulation Revolving (Appropriated)	169.6	0.0
2264-A Securities Regulatory & Enforcement (Appropriated)	112.2	322.0
	281.8	322.0
Fund Source Total	281.8	322.0
Travel In-State	9.5	70.0
Expenditure Category Total	9.5	70.0
Appropriated		
2172-A Utility Regulation Revolving (Appropriated)	5.8	60.0
2264-A Securities Regulatory & Enforcement (Appropriated)	0.0	5.0
2333-A Public Access Fund (Appropriated)	3.7	5.0
	9.5	70.0
Fund Source Total	9.5	70.0
Travel Out of State	64.3	105.0
Expenditure Category Total	64.3	105.0
Appropriated		
2172-A Utility Regulation Revolving (Appropriated)	64.3	100.0
2264-A Securities Regulatory & Enforcement (Appropriated)	0.0	5.0
	64.3	105.0
Fund Source Total	64.3	105.0
Food	0.0	0.0
Expenditure Category Total	0.0	0.0
Aid to Organizations and Individuals	0.0	0.0
Expenditure Category Total	0.0	0.0
Other Operating Expenses		648.4
Other Operating Expenditures Budg Approp	0.0	
Other Operating Expenditures Excluded from Cost Allocati	0.0	
Risk Management Charges To State Agency	144.0	
Risk Management Deductible - Indemnity	0.0	
Risk Management Deductible - Legal	0.0	
Risk Management Deductible - Medical	0.0	
Risk Management Deductible - Other	0.0	
Gen Liab- Non Physical-Taxable- Self Ins	0.0	
Gross Proceeds Payments To Attorneys	0.0	
General Liability- Non-Taxable- Self Ins	0.0	
Medical Malpractice - Self-Insured	0.0	
Automobile Liability - Self Insured	0.0	
General Property Damage - Self- Insured	0.0	
Automobile Physical Damage-Self Insured	0.0	
Liability Insurance Premiums	0.0	
Property Insurance Premiums	0.0	
Workers Compensation Benefit Payments	0.0	
Self Insurance - Administrative Fees	0.0	

Program Expenditure Schedule

Agency:	Corporation Commission
Program:	Administration

	<u>FY 2018 Actual</u>	<u>FY 2019 Expd. Plan</u>
Self Insurance - Premiums	0.0	
Self Insurance - Claim Payments	0.0	
Self Insurance - Pharmacy Claims	0.0	
Premium Tax On Altcs	0.0	
Other Insurance-Related Charges	0.0	
Internal Service Data Processing	1.4	
Internal Service Data Proc- Pc/Lan	0.0	
External Programming-Mainframe/Legacy	0.0	
External Programming- Pc/Lan/Serv/Web	0.0	
External Data Entry	0.0	
Othr External Data Proc-Mainframe/Legacy	0.0	
Othr External Data Proc-Pc/Lan/Serv/Web	0.0	
Pmt for AFIS Development & Usage	0.0	
Internal Service Telecommunications	0.0	
External Telecom Long Distance-In-State	28.2	
External Telecom Long Distance-Out-State	0.0	
Other External Telecommunication Service	1.2	
Electricity	0.0	
Sanitation Waste Disposal	0.0	
Water	0.0	
Gas And Fuel Oil For Buildings	0.0	
Other Utilities	0.0	
Building Rent Charges To State Agencies	242.7	
Priv Lease To Own Bld Rent Chrgs To Agy	0.0	
Cert Of Part Bld Rent Chrgs To Agy	0.0	
Rental Of Land And Buildings	0.0	
Rental Of Computer Equipment	0.0	
Rental Of Other Machinery And Equipment	9.8	
Miscellaneous Rent	0.4	
Interest On Overdue Payments	0.0	
All Other Interest Payments	0.6	
Internal Acct/Budg/Financial Svcs	0.0	
Other Internal Services	0.0	
Repair And Maintenance - Buildings	10.1	
Repair And Maintenance - Vehicles	0.0	
Repair And Maint - Mainframe And Legacy	1.0	
Repair And Maint-Pc/Lan/Serv/Web	0.0	
Repair And Maintenance - Other Equipment	9.3	
Other Repair And Maintenance	0.2	
Software Support And Maintenance	7.1	
Uniforms	0.0	
Inmate Clothing	0.0	
Security Supplies	0.0	
Office Supplies	16.5	
Computer Supplies	1.9	
Housekeeping Supplies	0.0	
Bedding And Bath Supplies	0.0	
Drugs And Medicine Supplies	0.0	
Medical Supplies	0.0	
Dental Supplies	0.0	
Automotive And Transportation Fuels	0.0	

Program Expenditure Schedule

Agency:	Corporation Commission
Program:	Administration

	FY 2018 Actual	FY 2019 Expd. Plan
Automotive Lubricants And Supplies	0.0	
Rpr And Maint Supplies-Not Auto Or Build	0.0	
Repair And Maintenance Supplies-Building	0.0	
Other Operating Supplies	7.4	
Publications	0.0	
Aggregate Withheld Or Paid Commissions	0.0	
Lottery Prizes	0.0	
Lottery Distribution Costs	0.0	
Material for Further Processing	0.0	
Other Resale Supplies	0.0	
Loss On Sales Of Capital Assets	0.0	
Loss on Sales of Investments	0.0	
Employee Tuition Reimbursement-Graduate	0.0	
Employee Tuition Reimb Under-Grad/Other	0.0	
Conference Registration-Attendance Fees	27.5	
Other Education And Training Costs	8.5	
Advertising	0.0	
Sponsorships	0.0	
Internal Printing	0.0	
External Printing	0.0	
Photography	1.5	
Postage And Delivery	4.0	
Document shredding and Destruction Services	0.1	
Translation and Sign Language Services	0.0	
Distribution To State Universities	0.0	
Other Intrastate Distributions	0.0	
Awards	1.5	
Entertainment And Promotional Items	0.0	
Dues	23.9	
Books- Subscriptions And Publications	26.9	
Costs For Digital Image Or Microfilm	0.0	
Revolving Fund Advances	0.0	
Credit Card Fees Over Approved Limit	0.0	
Relief Bill Expenditures	0.0	
Surplus Property Distr To State Agencies	0.0	
Security Services	87.2	
Judgments - Damages	0.0	
ICA Payments to Claimants Confidential	0.0	
Jdgmnt-Confidential Restitution To Indiv	0.0	
Judgments - Non-Confidential Restitution	0.0	
Judgments - Punitive And Compensatory	0.0	
Pmts Made to Resolve/Disputes/Avoid Costs of Litigation	0.0	
Pmts For Contracted State Inmate Labor	0.8	
Payments To State Inmates	0.0	
Bad Debt Expense	0.0	
Interview Expense	0.0	
Employee Relocations-Nontaxable	0.0	
Employee Relocations-Taxable	0.0	
Non-Confidential Invest/Legal/Law Enf	0.0	
Conf/Sensitive Invest/Legal/Undercover	0.0	
Fingerprinting, Background Checks, Etc.	0.0	

Program Expenditure Schedule

Agency:	Corporation Commission
Program:	Administration

	FY 2018 Actual	FY 2019 Expd. Plan
Other Miscellaneous Operating	12.9	
Expenditure Category Total	676.6	648.4
Appropriated		
2172-A Utility Regulation Revolving (Appropriated)	68.5	45.0
2264-A Securities Regulatory & Enforcement (Appropriated)	60.2	57.4
2333-A Public Access Fund (Appropriated)	547.9	546.0
	676.6	648.4
Fund Source Total	676.6	648.4
Current Year Expenditures		0.0
Capital Equipment Budget And Approp	0.0	
Vehicles Capital Purchase	0.0	
Vehicles Capital Leases	0.0	
Furniture Capital Purchase	0.0	
Depreciable Works Of Art & Hist Treas/Coll Capital Purcha	0.0	
Non Depr Works Of Art & Hist Treas/Coll Cap Purchase	0.0	
Furniture Capital Leases	0.0	
Computer Equipment Capital Purchase	0.0	
Computer Equipment Capital Lease	0.0	
Telecommunication Equip-Capital Purchase	0.0	
Telecommunication Equip-Capital Lease	0.0	
Other Equipment Capital Purchase	0.0	
Other Equipment Capital Leases	0.0	
Purchased Or Licensed Software-Website	0.0	
Internally Generated Software-Website	0.0	
Development in Progress	0.0	
Right-Of-Way/Easement/Extraction Rights	0.0	
Oth Int Assets purchased, licensed or internally generate	0.0	
Other intangible assets acquired by capital lease	0.0	
Other Capital Asset Purchases	0.0	
Leasehold Improvement-Capital Purchase	0.0	
Other Capital Asset Leases	0.0	
Non-Capital Equip Budget And Approp	0.0	
Vehicles Non-Capital Purchase	0.0	
Vehicles Non-Capital Leases	0.0	
Furniture Non-Capital Purchase	25.5	
Works Of Art And Hist Treas-Non Capital	0.0	
Furniture Non-Capital Leases	0.0	
Computer Equipment Non-Capital Purchase	0.0	
Computer Equipment Non-Capital Lease	0.0	
Telecomm Equip Non-Capital Purchase	0.0	
Telecomm Equip Non-Capital Leases	0.0	
Other Equipment Non-Capital Purchase	0.3	
Weapons Non-Capital Purchase	0.0	
Other Equipment Non-Capital Lease	0.0	
Purchased Or Licensed Software/Website	0.0	
Internally Generated Software/Website	0.0	
LICENSES AND PERMITS	0.0	
Right-Of-Way/Easement/Extraction Exp	0.0	
Other Intangible Assets - Purchased, Licensed or Internall	0.0	
Noncapital Software/Web By Capital Lease	0.0	

Program Expenditure Schedule

Agency:	Corporation Commission
Program:	Administration

	FY 2018 Actual	FY 2019 Expd. Plan
Other Intangible Assets Acquired by Capital Lease	0.0	
Other Long Lived Tangible Assets to be Expenses	0.0	
Non-Capital Equipment Excluded from Cost Allocation	0.0	
Expenditure Category Total	25.8	0.0
Appropriated		
2172-A Utility Regulation Revolving (Appropriated)	0.3	0.0
2264-A Securities Regulatory & Enforcement (Appropriated)	25.5	0.0
Fund Source Total	25.8	0.0
Capital Outlay	0.0	0.0
Expenditure Category Total	0.0	0.0
Debt Service	0.0	0.0
Expenditure Category Total	0.0	0.0
Cost Allocation	0.0	0.0
Expenditure Category Total	0.0	0.0
Transfers	0.1	0.0
Expenditure Category Total	0.1	0.0
Appropriated		
2264-A Securities Regulatory & Enforcement (Appropriated)	0.1	0.0
Fund Source Total	0.1	0.0

Employee Retirement Coverage			
Retirement System	FTE	Personal Services	Fund#
Arizona State Retirement System	21.0	1,307.2	2172-A
EORP, defined contribution	1.0	79.5	2172-A
EORP, legacy system	4.0	318.0	2172-A
Arizona State Retirement System	2.0	130.2	2333-A

Combined Regular & Elected Positions At/Above FICA Maximum of \$127,200

Total FTE	Personal Services	FTE's not eligible for Health, Dental & Life
1.0	27.1	0.0

Program Expenditure Schedule

Agency:	Corporation Commission
Program:	Hearings

	FY 2018 Actual	FY 2019 Expd. Plan
FTE	21.0	21.0
Expenditure Category Total	21.0	21.0
Appropriated		
2172-A Utility Regulation Revolving (Appropriated)	19.0	19.0
2264-A Securities Regulatory & Enforcement (Appropriated)	2.0	2.0
Fund Source Total	21.0	21.0
<hr/>		
Personal Services	1,316.6	1,475.0
Boards and Commissions	0.0	0.0
Expenditure Category Total	1,316.6	1,475.0
Appropriated		
2172-A Utility Regulation Revolving (Appropriated)	899.6	1,048.1
2264-A Securities Regulatory & Enforcement (Appropriated)	417.0	426.9
Fund Source Total	1,316.6	1,475.0
<hr/>		
Employee Related Expenses	490.1	553.2
Expenditure Category Total	490.1	553.2
Appropriated		
2172-A Utility Regulation Revolving (Appropriated)	342.5	415.1
2264-A Securities Regulatory & Enforcement (Appropriated)	147.6	138.1
Fund Source Total	490.1	553.2
<hr/>		
Professional and Outside Services		1.5
External Prof/Outside Serv Budg And Appn	0.0	
External Investment Services	0.0	
Other External Financial Services	0.0	
Attorney General Legal Services	0.0	
External Legal Services	2.9	
External Engineer/Architect Cost - Exp	0.0	
External Engineer/Architect Cost- Cap	0.0	
Other Design	0.0	
Temporary Agency Services	0.0	
Hospital Services	0.0	
Other Medical Services	0.0	
Institutional Care	0.0	
Education And Training	0.0	
Vendor Travel	0.0	
Professional & Outside Services Excluded from Cost Alloca	0.0	
Vendor Travel - Non Reportable	0.0	
External Telecom Consulting Services	0.0	
Costs related to those in custody of the State	0.0	
Non - Confidential Specialist Fees	0.0	
Confidential Specialist Fees	0.0	
Outside Actuarial Costs	0.0	
Other Professional And Outside Services	0.0	

Program Expenditure Schedule

Agency:	Corporation Commission
Program:	Hearings

	FY 2018 Actual	FY 2019 Expd. Plan
Expenditure Category Total	2.9	1.5
Appropriated		
2172-A Utility Regulation Revolving (Appropriated)	2.9	1.5
Fund Source Total	2.9	1.5
Travel In-State	6.6	1.5
Expenditure Category Total	6.6	1.5
Appropriated		
2172-A Utility Regulation Revolving (Appropriated)	6.6	1.5
Fund Source Total	6.6	1.5
Travel Out of State	7.4	10.0
Expenditure Category Total	7.4	10.0
Appropriated		
2172-A Utility Regulation Revolving (Appropriated)	7.0	10.0
2264-A Securities Regulatory & Enforcement (Appropriated)	0.4	0.0
Fund Source Total	7.4	10.0
Food	0.0	0.0
Expenditure Category Total	0.0	0.0
Aid to Organizations and Individuals	0.0	0.0
Expenditure Category Total	0.0	0.0
Other Operating Expenses		182.0
Other Operating Expenditures Budg Approp	0.0	
Other Operating Expenditures Excluded from Cost Allocati	0.0	
Risk Management Charges To State Agency	0.0	
Risk Management Deductible - Indemnity	0.0	
Risk Management Deductible - Legal	0.0	
Risk Management Deductible - Medical	0.0	
Risk Management Deductible - Other	0.0	
Gen Liab- Non Physical-Taxable- Self Ins	0.0	
Gross Proceeds Payments To Attorneys	0.0	
General Liability- Non-Taxable- Self Ins	0.0	
Medical Malpractice - Self-Insured	0.0	
Automobile Liability - Self Insured	0.0	
General Property Damage - Self- Insured	0.0	
Automobile Physical Damage-Self Insured	0.0	
Liability Insurance Premiums	0.0	
Property Insurance Premiums	0.0	
Workers Compensation Benefit Payments	0.0	
Self Insurance - Administrative Fees	0.0	
Self Insurance - Premiums	0.0	
Self Insurance - Claim Payments	0.0	
Self Insurance - Pharmacy Claims	0.0	

Program Expenditure Schedule

Agency:	Corporation Commission
Program:	Hearings

	FY 2018 Actual	FY 2019 Expd. Plan
Premium Tax On Altcs	0.0	
Other Insurance-Related Charges	0.0	
Internal Service Data Processing	0.9	
Internal Service Data Proc- Pc/Lan	0.0	
External Programming-Mainframe/Legacy	0.0	
External Programming- Pc/Lan/Serv/Web	0.0	
External Data Entry	0.0	
Othr External Data Proc-Mainframe/Legacy	0.0	
Othr External Data Proc-Pc/Lan/Serv/Web	0.0	
Pmt for AFIS Development & Usage	0.0	
Internal Service Telecommunications	0.0	
External Telecom Long Distance-In-State	13.3	
External Telecom Long Distance-Out-State	0.0	
Other External Telecommunication Service	0.0	
Electricity	0.0	
Sanitation Waste Disposal	0.0	
Water	0.0	
Gas And Fuel Oil For Buildings	0.0	
Other Utilities	0.0	
Building Rent Charges To State Agencies	89.9	
Priv Lease To Own Bld Rent Chrgs To Agy	0.0	
Cert Of Part Bld Rent Chrgs To Agy	0.0	
Rental Of Land And Buildings	0.0	
Rental Of Computer Equipment	0.0	
Rental Of Other Machinery And Equipment	0.0	
Miscellaneous Rent	0.1	
Interest On Overdue Payments	0.0	
All Other Interest Payments	0.0	
Internal Acct/Budg/Financial Svcs	0.0	
Other Internal Services	0.0	
Repair And Maintenance - Buildings	0.0	
Repair And Maintenance - Vehicles	0.0	
Repair And Maint - Mainframe And Legacy	1.1	
Repair And Maint-Pc/Lan/Serv/Web	0.0	
Repair And Maintenance - Other Equipment	4.0	
Other Repair And Maintenance	0.0	
Software Support And Maintenance	0.0	
Uniforms	0.0	
Inmate Clothing	0.0	
Security Supplies	0.0	
Office Supplies	6.6	
Computer Supplies	0.8	
Housekeeping Supplies	0.0	
Bedding And Bath Supplies	0.0	
Drugs And Medicine Supplies	0.0	
Medical Supplies	0.0	
Dental Supplies	0.0	
Automotive And Transportation Fuels	0.0	
Automotive Lubricants And Supplies	0.0	
Rpr And Maint Supplies-Not Auto Or Build	0.0	
Repair And Maintenance Supplies-Building	0.0	

Program Expenditure Schedule

Agency:	Corporation Commission
Program:	Hearings

	FY 2018 Actual	FY 2019 Expd. Plan
Other Operating Supplies	2.3	
Publications	0.0	
Aggregate Withheld Or Paid Commissions	0.0	
Lottery Prizes	0.0	
Lottery Distribution Costs	0.0	
Material for Further Processing	0.0	
Other Resale Supplies	0.0	
Loss On Sales Of Capital Assets	0.0	
Loss on Sales of Investments	0.0	
Employee Tuition Reimbursement-Graduate	0.0	
Employee Tuition Reimb Under-Grad/Other	0.0	
Conference Registration-Attendance Fees	12.2	
Other Education And Training Costs	0.0	
Advertising	0.1	
Sponsorships	0.0	
Internal Printing	0.0	
External Printing	0.0	
Photography	0.0	
Postage And Delivery	4.1	
Document shredding and Destruction Services	0.0	
Translation and Sign Language Services	0.0	
Distribution To State Universities	0.0	
Other Intrastate Distributions	0.0	
Awards	0.0	
Entertainment And Promotional Items	0.0	
Dues	4.3	
Books- Subscriptions And Publications	27.9	
Costs For Digital Image Or Microfilm	0.3	
Revolving Fund Advances	0.0	
Credit Card Fees Over Approved Limit	0.0	
Relief Bill Expenditures	0.0	
Surplus Property Distr To State Agencies	0.0	
Security Services	0.0	
Judgments - Damages	0.0	
ICA Payments to Claimants Confidential	0.0	
Jdgmnt-Confidential Restitution To Indiv	0.0	
Judgments - Non-Confidential Restitution	0.0	
Judgments - Punitive And Compensatory	0.0	
Pmts Made to Resolve/Disputes/Avoid Costs of Litigation	0.0	
Pmts For Contracted State Inmate Labor	0.0	
Payments To State Inmates	0.0	
Bad Debt Expense	0.0	
Interview Expense	0.0	
Employee Relocations-Nontaxable	0.0	
Employee Relocations-Taxable	0.0	
Non-Confidential Invest/Legal/Law Enf	0.0	
Conf/Sensitive Invest/Legal/Undercover	0.0	
Fingerprinting, Background Checks, Etc.	0.0	
Other Miscellaneous Operating	0.0	

Program Expenditure Schedule

Agency:	Corporation Commission
Program:	Hearings

	FY 2018 Actual	FY 2019 Expd. Plan
Expenditure Category Total	167.9	182.0
Appropriated		
2172-A Utility Regulation Revolving (Appropriated)	167.9	182.0
Fund Source Total	167.9	182.0
Current Year Expenditures		0.0
Capital Equipment Budget And Approp	0.0	
Vehicles Capital Purchase	0.0	
Vehicles Capital Leases	0.0	
Furniture Capital Purchase	0.0	
Depreciable Works Of Art & Hist Treas/Coll Capital Purcha	0.0	
Non Depr Works Of Art & Hist Treas/Coll Cap Purchase	0.0	
Furniture Capital Leases	0.0	
Computer Equipment Capital Purchase	0.0	
Computer Equipment Capital Lease	0.0	
Telecommunication Equip-Capital Purchase	0.0	
Telecommunication Equip-Capital Lease	0.0	
Other Equipment Capital Purchase	2.8	
Other Equipment Capital Leases	0.0	
Purchased Or Licensed Software-Website	0.0	
Internally Generated Software-Website	0.0	
Development in Progress	0.0	
Right-Of-Way/Easement/Extraction Rights	0.0	
Oth Int Assets purchased, licensed or internally generate	0.0	
Other intangible assets acquired by capital lease	0.0	
Other Capital Asset Purchases	0.0	
Leasehold Improvement-Capital Purchase	0.0	
Other Capital Asset Leases	0.0	
Non-Capital Equip Budget And Approp	0.0	
Vehicles Non-Capital Purchase	0.0	
Vehicles Non-Capital Leases	0.0	
Furniture Non-Capital Purchase	0.0	
Works Of Art And Hist Treas-Non Capital	0.0	
Furniture Non-Capital Leases	0.0	
Computer Equipment Non-Capital Purchase	0.0	
Computer Equipment Non-Capital Lease	0.0	
Telecomm Equip Non-Capital Purchase	0.0	
Telecomm Equip Non-Capital Leases	0.0	
Other Equipment Non-Capital Purchase	0.0	
Weapons Non-Capital Purchase	0.0	
Other Equipment Non-Capital Lease	0.0	
Purchased Or Licensed Software/Website	0.0	
Internally Generated Software/Website	0.0	
LICENSES AND PERMITS	0.0	
Right-Of-Way/Easement/Extraction Exp	0.0	
Other Intangible Assets - Purchased, Licensed or Internall	0.0	
Noncapital Software/Web By Capital Lease	0.0	
Other Intangible Assets Acquired by Capital Lease	0.0	
Other Long Lived Tangible Assets to be Expenses	0.0	
Non-Capital Equipment Excluded from Cost Allocation	0.0	

Program Expenditure Schedule

Agency:	Corporation Commission
Program:	Hearings

	FY 2018 Actual	FY 2019 Expd. Plan
Expenditure Category Total	2.8	0.0
Appropriated		
2172-A Utility Regulation Revolving (Appropriated)	2.8	0.0
Fund Source Total	2.8	0.0

Capital Outlay	0.0	0.0
Expenditure Category Total	0.0	0.0

Debt Service	0.0	0.0
Expenditure Category Total	0.0	0.0

Cost Allocation	0.0	0.0
Expenditure Category Total	0.0	0.0

Transfers	4.7	0.0
Expenditure Category Total	4.7	0.0

Appropriated		
2172-A Utility Regulation Revolving (Appropriated)	4.7	0.0
Fund Source Total	4.7	0.0

Employee Retirement Coverage

Retirement System	FTE	Personal Services	Fund#
Arizona State Retirement System	19.0	1,048.1	2172-A
Arizona State Retirement System	2.0	426.9	2264-A

Combined Regular & Elected Positions At/Above FICA Maximum of \$127,200

Total FTE	Personal Services	FTE's not eligible for Health, Dental & Life
0.0	0.0	0.0

Program Expenditure Schedule

Agency:	Corporation Commission
Program:	Corporations

	FY 2018 Actual	FY 2019 Expd. Plan
FTE	66.5	66.5
Expenditure Category Total	66.5	66.5
Appropriated		
2333-A Public Access Fund (Appropriated)	65.5	65.5
3043-A Arizona Arts Trust Fund (Appropriated)	1.0	1.0
Fund Source Total	66.5	66.5
Personal Services	1,761.7	1,749.7
Boards and Commissions	0.0	0.0
Expenditure Category Total	1,761.7	1,749.7
Appropriated		
2333-A Public Access Fund (Appropriated)	1,731.9	1,720.0
3043-A Arizona Arts Trust Fund (Appropriated)	29.8	29.7
Fund Source Total	1,761.7	1,749.7
Employee Related Expenses	819.8	815.3
Expenditure Category Total	819.8	815.3
Appropriated		
2333-A Public Access Fund (Appropriated)	798.0	794.3
3043-A Arizona Arts Trust Fund (Appropriated)	21.8	21.0
Fund Source Total	819.8	815.3
Professional and Outside Services		546.4
External Prof/Outside Serv Budg And Appn	0.0	
External Investment Services	0.0	
Other External Financial Services	0.0	
Attorney General Legal Services	0.0	
External Legal Services	0.0	
External Engineer/Architect Cost - Exp	0.0	
External Engineer/Architect Cost- Cap	0.0	
Other Design	0.0	
Temporary Agency Services	140.4	
Hospital Services	0.0	
Other Medical Services	0.0	
Institutional Care	0.0	
Education And Training	0.0	
Vendor Travel	0.0	
Professional & Outside Services Excluded from Cost Alloca	0.0	
Vendor Travel - Non Reportable	0.0	
External Telecom Consulting Services	399.4	
Costs related to those in custody of the State	0.0	
Non - Confidential Specialist Fees	0.0	
Confidential Specialist Fees	0.0	
Outside Actuarial Costs	0.0	
Other Professional And Outside Services	0.0	

Program Expenditure Schedule

Agency:	Corporation Commission
Program:	Corporations

	FY 2018 Actual	FY 2019 Expd. Plan
Expenditure Category Total	539.8	546.4
Appropriated		
2333-A Public Access Fund (Appropriated)	539.8	546.4
Fund Source Total	539.8	546.4
Travel In-State	0.0	1.0
Expenditure Category Total	0.0	1.0
Appropriated		
2333-A Public Access Fund (Appropriated)	0.0	1.0
Fund Source Total	0.0	1.0
Travel Out of State	1.9	1.0
Expenditure Category Total	1.9	1.0
Appropriated		
2333-A Public Access Fund (Appropriated)	1.9	1.0
Fund Source Total	1.9	1.0
Food	0.0	0.0
Expenditure Category Total	0.0	0.0
Aid to Organizations and Individuals	0.0	0.0
Expenditure Category Total	0.0	0.0
Other Operating Expenses		478.5
Other Operating Expenditures Budg Approp	0.0	
Other Operating Expenditures Excluded from Cost Allocati	0.0	
Risk Management Charges To State Agency	0.0	
Risk Management Deductible - Indemnity	0.0	
Risk Management Deductible - Legal	0.0	
Risk Management Deductible - Medical	0.0	
Risk Management Deductible - Other	0.0	
Gen Liab- Non Physical-Taxable- Self Ins	0.0	
Gross Proceeds Payments To Attorneys	0.0	
General Liability- Non-Taxable- Self Ins	0.0	
Medical Malpractice - Self-Insured	0.0	
Automobile Liability - Self Insured	0.0	
General Property Damage - Self- Insured	0.0	
Automobile Physical Damage-Self Insured	0.0	
Liability Insurance Premiums	0.0	
Property Insurance Premiums	0.0	
Workers Compensation Benefit Payments	0.0	
Self Insurance - Administrative Fees	0.0	
Self Insurance - Premiums	0.0	
Self Insurance - Claim Payments	0.0	
Self Insurance - Pharmacy Claims	0.0	
Premium Tax On Altcs	0.0	

Program Expenditure Schedule

Agency:	Corporation Commission
Program:	Corporations

	FY 2018 Actual	FY 2019 Expd. Plan
Other Insurance-Related Charges	0.0	
Internal Service Data Processing	1.4	
Internal Service Data Proc- Pc/Lan	0.0	
External Programming-Mainframe/Legacy	0.0	
External Programming- Pc/Lan/Serv/Web	0.0	
External Data Entry	0.0	
Othr External Data Proc-Mainframe/Legacy	0.0	
Othr External Data Proc-Pc/Lan/Serv/Web	0.0	
Pmt for AFIS Development & Usage	0.0	
Internal Service Telecommunications	0.0	
External Telecom Long Distance-In-State	33.2	
External Telecom Long Distance-Out-State	0.0	
Other External Telecommunication Service	0.0	
Electricity	0.0	
Sanitation Waste Disposal	0.0	
Water	0.0	
Gas And Fuel Oil For Buildings	0.0	
Other Utilities	0.0	
Building Rent Charges To State Agencies	222.3	
Priv Lease To Own Bld Rent Chrgs To Agy	0.0	
Cert Of Part Bld Rent Chrgs To Agy	0.0	
Rental Of Land And Buildings	0.0	
Rental Of Computer Equipment	0.0	
Rental Of Other Machinery And Equipment	3.6	
Miscellaneous Rent	2.3	
Interest On Overdue Payments	0.0	
All Other Interest Payments	0.0	
Internal Acct/Budg/Financial Svcs	0.0	
Other Internal Services	0.0	
Repair And Maintenance - Buildings	0.6	
Repair And Maintenance - Vehicles	0.0	
Repair And Maint - Mainframe And Legacy	7.9	
Repair And Maint-Pc/Lan/Serv/Web	0.0	
Repair And Maintenance - Other Equipment	17.7	
Other Repair And Maintenance	0.2	
Software Support And Maintenance	3.2	
Uniforms	0.0	
Inmate Clothing	0.0	
Security Supplies	0.0	
Office Supplies	23.3	
Computer Supplies	31.6	
Housekeeping Supplies	0.0	
Bedding And Bath Supplies	0.0	
Drugs And Medicine Supplies	0.0	
Medical Supplies	0.0	
Dental Supplies	0.0	
Automotive And Transportation Fuels	0.0	
Automotive Lubricants And Supplies	0.0	
Rpr And Maint Supplies-Not Auto Or Build	0.0	
Repair And Maintenance Supplies-Building	0.0	
Other Operating Supplies	3.9	

Program Expenditure Schedule

Agency:	Corporation Commission
Program:	Corporations

	FY 2018 Actual	FY 2019 Expd. Plan
Publications	0.0	
Aggregate Withheld Or Paid Commissions	0.0	
Lottery Prizes	0.0	
Lottery Distribution Costs	0.0	
Material for Further Processing	0.0	
Other Resale Supplies	0.0	
Loss On Sales Of Capital Assets	0.0	
Loss on Sales of Investments	0.0	
Employee Tuition Reimbursement-Graduate	0.0	
Employee Tuition Reimb Under-Grad/Other	0.0	
Conference Registration-Attendance Fees	5.5	
Other Education And Training Costs	0.0	
Advertising	0.0	
Sponsorships	0.0	
Internal Printing	0.0	
External Printing	0.0	
Photography	0.0	
Postage And Delivery	62.2	
Document shredding and Destruction Services	0.4	
Translation and Sign Language Services	0.0	
Distribution To State Universities	0.0	
Other Intrastate Distributions	0.0	
Awards	0.0	
Entertainment And Promotional Items	0.0	
Dues	1.1	
Books- Subscriptions And Publications	0.4	
Costs For Digital Image Or Microfilm	0.0	
Revolving Fund Advances	0.0	
Credit Card Fees Over Approved Limit	30.5	
Relief Bill Expenditures	0.0	
Surplus Property Distr To State Agencies	0.0	
Security Services	0.0	
Judgments - Damages	0.0	
ICA Payments to Claimants Confidential	0.0	
Jdgmnt-Confidential Restitution To Indiv	0.0	
Judgments - Non-Confidential Restitution	0.0	
Judgments - Punitive And Compensatory	0.0	
Pmts Made to Resolve/Disputes/Avoid Costs of Litigation	0.0	
Pmts For Contracted State Inmate Labor	1.9	
Payments To State Inmates	0.0	
Bad Debt Expense	0.0	
Interview Expense	0.0	
Employee Relocations-Nontaxable	0.0	
Employee Relocations-Taxable	0.0	
Non-Confidential Invest/Legal/Law Enf	0.0	
Conf/Sensitive Invest/Legal/Undercover	0.0	
Fingerprinting, Background Checks, Etc.	0.0	
Other Miscellaneous Operating	7.9	

Program Expenditure Schedule

Agency:	Corporation Commission
Program:	Corporations

	FY 2018 Actual	FY 2019 Expd. Plan
Expenditure Category Total	461.1	478.5
Appropriated		
2333-A Public Access Fund (Appropriated)	461.1	478.5
	461.1	478.5
Fund Source Total	461.1	478.5
Current Year Expenditures		0.0
Capital Equipment Budget And Approp	0.0	
Vehicles Capital Purchase	0.0	
Vehicles Capital Leases	0.0	
Furniture Capital Purchase	0.0	
Depreciable Works Of Art & Hist Treas/Coll Capital Purcha	0.0	
Non Depr Works Of Art & Hist Treas/Coll Cap Purchase	0.0	
Furniture Capital Leases	0.0	
Computer Equipment Capital Purchase	0.0	
Computer Equipment Capital Lease	0.0	
Telecommunication Equip-Capital Purchase	0.0	
Telecommunication Equip-Capital Lease	0.0	
Other Equipment Capital Purchase	2.8	
Other Equipment Capital Leases	0.0	
Purchased Or Licensed Software-Website	0.0	
Internally Generated Software-Website	0.0	
Development in Progress	0.0	
Right-Of-Way/Easement/Extraction Rights	0.0	
Oth Int Assets purchased, licensed or internally generate	0.0	
Other intangible assets acquired by capital lease	0.0	
Other Capital Asset Purchases	0.0	
Leasehold Improvement-Capital Purchase	0.0	
Other Capital Asset Leases	0.0	
Non-Capital Equip Budget And Approp	0.0	
Vehicles Non-Capital Purchase	0.0	
Vehicles Non-Capital Leases	0.0	
Furniture Non-Capital Purchase	0.0	
Works Of Art And Hist Treas-Non Capital	0.0	
Furniture Non-Capital Leases	0.0	
Computer Equipment Non-Capital Purchase	0.0	
Computer Equipment Non-Capital Lease	0.0	
Telecomm Equip Non-Capital Purchase	0.0	
Telecomm Equip Non-Capital Leases	0.0	
Other Equipment Non-Capital Purchase	3.1	
Weapons Non-Capital Purchase	0.0	
Other Equipment Non-Capital Lease	0.0	
Purchased Or Licensed Software/Website	0.0	
Internally Generated Software/Website	0.0	
LICENSES AND PERMITS	0.0	
Right-Of-Way/Easement/Extraction Exp	0.0	
Other Intangible Assets - Purchased, Licensed or Internall	0.0	
Noncapital Software/Web By Capital Lease	0.0	
Other Intangible Assets Acquired by Capital Lease	0.0	
Other Long Lived Tangible Assets to be Expenses	0.0	
Non-Capital Equipment Excluded from Cost Allocation	0.0	

Program Expenditure Schedule

Agency:	Corporation Commission
Program:	Corporations

	FY 2018 Actual	FY 2019 Expd. Plan
Expenditure Category Total	5.9	0.0
Appropriated		
2333-A Public Access Fund (Appropriated)	5.9	0.0
Fund Source Total	5.9	0.0
Capital Outlay	0.0	0.0
Expenditure Category Total	0.0	0.0
Debt Service	0.0	0.0
Expenditure Category Total	0.0	0.0
Cost Allocation	0.0	0.0
Expenditure Category Total	0.0	0.0
Transfers	9.8	0.0
Expenditure Category Total	9.8	0.0
Appropriated		
2333-A Public Access Fund (Appropriated)	9.8	0.0
Fund Source Total	9.8	0.0

Employee Retirement Coverage			
Retirement System	FTE	Personal Services	Fund#
Arizona State Retirement System	65.5	1,720.0	2333-A
Arizona State Retirement System	1.0	29.7	3043-A
Combined Regular & Elected Positions At/Above FICA Maximum of \$127,200			
Total FTE	Personal Services	FTE's not eligible for Health, Dental & Life	
0.0	0.0	0.0	

Program Expenditure Schedule

Agency:	Corporation Commission
Program:	SLI Corp. Filings, Same Day Service

	FY 2018 Actual	FY 2019 Expd. Plan
FTE	0.0	0.0
Expenditure Category Total	0.0	0.0
Personal Services	0.0	169.4
Boards and Commissions	0.0	0.0
Expenditure Category Total	0.0	169.4
Appropriated		
2333-A Public Access Fund (Appropriated)	0.0	169.4
Fund Source Total	0.0	169.4
Employee Related Expenses	0.0	52.0
Expenditure Category Total	0.0	52.0
Appropriated		
2333-A Public Access Fund (Appropriated)	0.0	52.0
Fund Source Total	0.0	52.0
Professional and Outside Services		0.0
External Prof/Outside Serv Budg And Appn	0.0	
External Investment Services	0.0	
Other External Financial Services	0.0	
Attorney General Legal Services	0.0	
External Legal Services	0.0	
External Engineer/Architect Cost - Exp	0.0	
External Engineer/Architect Cost- Cap	0.0	
Other Design	0.0	
Temporary Agency Services	0.0	
Hospital Services	0.0	
Other Medical Services	0.0	
Institutional Care	0.0	
Education And Training	0.0	
Vendor Travel	0.0	
Professional & Outside Services Excluded from Cost Alloca	0.0	
Vendor Travel - Non Reportable	0.0	
External Telecom Consulting Services	0.0	
Costs related to those in custody of the State	0.0	
Non - Confidential Specialist Fees	0.0	
Confidential Specialist Fees	0.0	
Outside Actuarial Costs	0.0	
Other Professional And Outside Services	0.0	
Expenditure Category Total	0.0	0.0
Travel In-State	0.0	0.0
Expenditure Category Total	0.0	0.0
Travel Out of State	0.0	0.0
Expenditure Category Total	0.0	0.0

Program Expenditure Schedule

Agency:	Corporation Commission
Program:	SLI Corp. Filings, Same Day Service

	FY 2018 Actual	FY 2019 Expd. Plan
Food	0.0	0.0
Expenditure Category Total	0.0	0.0
<hr/>		
Aid to Organizations and Individuals	0.0	0.0
Expenditure Category Total	0.0	0.0
<hr/>		
Other Operating Expenses		50.0
Other Operating Expenditures Budg Approp	0.0	
Other Operating Expenditures Excluded from Cost Allocati	0.0	
Risk Management Charges To State Agency	0.0	
Risk Management Deductible - Indemnity	0.0	
Risk Management Deductible - Legal	0.0	
Risk Management Deductible - Medical	0.0	
Risk Management Deductible - Other	0.0	
Gen Liab- Non Physical-Taxable- Self Ins	0.0	
Gross Proceeds Payments To Attorneys	0.0	
General Liability- Non-Taxable- Self Ins	0.0	
Medical Malpractice - Self-Insured	0.0	
Automobile Liability - Self Insured	0.0	
General Property Damage - Self- Insured	0.0	
Automobile Physical Damage-Self Insured	0.0	
Liability Insurance Premiums	0.0	
Property Insurance Premiums	0.0	
Workers Compensation Benefit Payments	0.0	
Self Insurance - Administrative Fees	0.0	
Self Insurance - Premiums	0.0	
Self Insurance - Claim Payments	0.0	
Self Insurance - Pharmacy Claims	0.0	
Premium Tax On Altcs	0.0	
Other Insurance-Related Charges	0.0	
Internal Service Data Processing	0.0	
Internal Service Data Proc- Pc/Lan	0.0	
External Programming-Mainframe/Legacy	0.0	
External Programming- Pc/Lan/Serv/Web	0.0	
External Data Entry	0.0	
Othr External Data Proc-Mainframe/Legacy	0.0	
Othr External Data Proc-Pc/Lan/Serv/Web	0.0	
Pmt for AFIS Development & Usage	0.0	
Internal Service Telecommunications	0.0	
External Telecom Long Distance-In-State	0.0	
External Telecom Long Distance-Out-State	0.0	
Other External Telecommunication Service	0.0	
Electricity	0.0	
Sanitation Waste Disposal	0.0	
Water	0.0	
Gas And Fuel Oil For Buildings	0.0	
Other Utilities	0.0	
Building Rent Charges To State Agencies	0.0	
Priv Lease To Own Bld Rent Chrgs To Agy	0.0	
Cert Of Part Bld Rent Chrgs To Agy	0.0	

Program Expenditure Schedule

Agency:	Corporation Commission
Program:	SLI Corp. Filings, Same Day Service

	FY 2018 Actual	FY 2019 Expd. Plan
Rental Of Land And Buildings	0.0	
Rental Of Computer Equipment	0.0	
Rental Of Other Machinery And Equipment	0.0	
Miscellaneous Rent	0.0	
Interest On Overdue Payments	0.0	
All Other Interest Payments	0.0	
Internal Acct/Budg/Financial Svcs	0.0	
Other Internal Services	0.0	
Repair And Maintenance - Buildings	0.0	
Repair And Maintenance - Vehicles	0.0	
Repair And Maint - Mainframe And Legacy	0.0	
Repair And Maint-Pc/Lan/Serv/Web	0.0	
Repair And Maintenance - Other Equipment	0.0	
Other Repair And Maintenance	0.0	
Software Support And Maintenance	0.0	
Uniforms	0.0	
Inmate Clothing	0.0	
Security Supplies	0.0	
Office Supplies	0.0	
Computer Supplies	0.0	
Housekeeping Supplies	0.0	
Bedding And Bath Supplies	0.0	
Drugs And Medicine Supplies	0.0	
Medical Supplies	0.0	
Dental Supplies	0.0	
Automotive And Transportation Fuels	0.0	
Automotive Lubricants And Supplies	0.0	
Rpr And Maint Supplies-Not Auto Or Build	0.0	
Repair And Maintenance Supplies-Building	0.0	
Other Operating Supplies	0.0	
Publications	0.0	
Aggregate Withheld Or Paid Commissions	0.0	
Lottery Prizes	0.0	
Lottery Distribution Costs	0.0	
Material for Further Processing	0.0	
Other Resale Supplies	0.0	
Loss On Sales Of Capital Assets	0.0	
Loss on Sales of Investments	0.0	
Employee Tuition Reimbursement-Graduate	0.0	
Employee Tuition Reimb Under-Grad/Other	0.0	
Conference Registration-Attendance Fees	0.0	
Other Education And Training Costs	0.0	
Advertising	0.0	
Sponsorships	0.0	
Internal Printing	0.0	
External Printing	0.0	
Photography	0.0	
Postage And Delivery	0.0	
Document shredding and Destruction Services	0.0	
Translation and Sign Language Services	0.0	
Distribution To State Universities	0.0	

Program Expenditure Schedule

Agency:	Corporation Commission
Program:	SLI Corp. Filings, Same Day Service

	FY 2018 Actual	FY 2019 Expd. Plan
Other Intrastate Distributions	0.0	
Awards	0.0	
Entertainment And Promotional Items	0.0	
Dues	0.0	
Books- Subscriptions And Publications	0.0	
Costs For Digital Image Or Microfilm	0.0	
Revolving Fund Advances	0.0	
Credit Card Fees Over Approved Limit	0.0	
Relief Bill Expenditures	0.0	
Surplus Property Distr To State Agencies	0.0	
Security Services	0.0	
Judgments - Damages	0.0	
ICA Payments to Claimants Confidential	0.0	
Jdgmnt-Confidential Restitution To Indiv	0.0	
Judgments - Non-Confidential Restitution	0.0	
Judgments - Punitive And Compensatory	0.0	
Pmts Made to Resolve/Disputes/Avoid Costs of Litigation	0.0	
Pmts For Contracted State Inmate Labor	0.0	
Payments To State Inmates	0.0	
Bad Debt Expense	0.0	
Interview Expense	0.0	
Employee Relocations-Nontaxable	0.0	
Employee Relocations-Taxable	0.0	
Non-Confidential Invest/Legal/Law Enf	0.0	
Conf/Sensitive Invest/Legal/Undercover	0.0	
Fingerprinting, Background Checks, Etc.	0.0	
Other Miscellaneous Operating	0.0	
Expenditure Category Total	0.0	50.0
Appropriated		
2333-A Public Access Fund (Appropriated)	0.0	50.0
	0.0	50.0
Fund Source Total	0.0	50.0
Current Year Expenditures		0.0
Capital Equipment Budget And Approp	0.0	
Vehicles Capital Purchase	0.0	
Vehicles Capital Leases	0.0	
Furniture Capital Purchase	0.0	
Depreciable Works Of Art & Hist Treas/Coll Capital Purcha	0.0	
Non Depr Works Of Art & Hist Treas/Coll Cap Purchase	0.0	
Furniture Capital Leases	0.0	
Computer Equipment Capital Purchase	0.0	
Computer Equipment Capital Lease	0.0	
Telecommunication Equip-Capital Purchase	0.0	
Telecommunication Equip-Capital Lease	0.0	
Other Equipment Capital Purchase	0.0	
Other Equipment Capital Leases	0.0	
Purchased Or Licensed Software-Website	0.0	
Internally Generated Software-Website	0.0	
Development in Progress	0.0	
Right-Of-Way/Easement/Extraction Rights	0.0	

Program Expenditure Schedule

Agency:	Corporation Commission
Program:	SLI Corp. Filings, Same Day Service

	FY 2018 Actual	FY 2019 Expd. Plan
Oth Int Assets purchased, licensed or internally generate	0.0	
Other intangible assets acquired by capital lease	0.0	
Other Capital Asset Purchases	0.0	
Leasehold Improvement-Capital Purchase	0.0	
Other Capital Asset Leases	0.0	
Non-Capital Equip Budget And Approp	0.0	
Vehicles Non-Capital Purchase	0.0	
Vehicles Non-Capital Leases	0.0	
Furniture Non-Capital Purchase	0.0	
Works Of Art And Hist Treas-Non Capital	0.0	
Furniture Non-Capital Leases	0.0	
Computer Equipment Non-Capital Purchase	0.0	
Computer Equipment Non-Capital Lease	0.0	
Telecomm Equip Non-Capital Purchase	0.0	
Telecomm Equip Non-Capital Leases	0.0	
Other Equipment Non-Capital Purchase	0.0	
Weapons Non-Capital Purchase	0.0	
Other Equipment Non-Capital Lease	0.0	
Purchased Or Licensed Software/Website	0.0	
Internally Generated Software/Website	0.0	
LICENSES AND PERMITS	0.0	
Right-Of-Way/Easement/Extraction Exp	0.0	
Other Intangible Assets - Purchased, Licensed or Internall	0.0	
Noncapital Software/Web By Capital Lease	0.0	
Other Intangible Assets Acquired by Capital Lease	0.0	
Other Long Lived Tangible Assets to be Expenses	0.0	
Non-Capital Equipment Excluded from Cost Allocation	0.0	
Expenditure Category Total	0.0	0.0
<hr/>		
Capital Outlay	0.0	0.0
Expenditure Category Total	0.0	0.0
<hr/>		
Debt Service	0.0	0.0
Expenditure Category Total	0.0	0.0
<hr/>		
Cost Allocation	0.0	0.0
Expenditure Category Total	0.0	0.0
<hr/>		
Transfers	0.0	0.0
Expenditure Category Total	0.0	0.0
<hr/>		

Employee Retirement Coverage			
Retirement System	FTE	Personal Services	Fund#
Arizona State Retirement System	0.0	169.4	2333-A

Program Expenditure Schedule

Agency:	Corporation Commission
Program:	Securities

	FY 2018 Actual	FY 2019 Expd. Plan
FTE	55.4	55.4
Expenditure Category Total	55.4	55.4
Appropriated		
2264-A Securities Regulatory & Enforcement (Appropriated)	42.4	42.4
2404-A Securities Investment Management Fund (Appropriated)	13.0	13.0
	55.4	55.4
Fund Source Total	55.4	55.4
<hr/>		
Personal Services	2,903.1	3,010.0
Boards and Commissions	0.0	0.0
Expenditure Category Total	2,903.1	3,010.0
Appropriated		
2264-A Securities Regulatory & Enforcement (Appropriated)	2,377.7	2,485.3
2404-A Securities Investment Management Fund (Appropriated)	525.4	524.7
	2,903.1	3,010.0
Fund Source Total	2,903.1	3,010.0
<hr/>		
Employee Related Expenses	1,144.3	1,145.0
Expenditure Category Total	1,144.3	1,145.0
Appropriated		
2264-A Securities Regulatory & Enforcement (Appropriated)	953.9	955.0
2404-A Securities Investment Management Fund (Appropriated)	190.4	190.0
	1,144.3	1,145.0
Fund Source Total	1,144.3	1,145.0
<hr/>		
Professional and Outside Services		80.0
External Prof/Outside Serv Budg And Appn	0.0	
External Investment Services	0.0	
Other External Financial Services	0.0	
Attorney General Legal Services	0.0	
External Legal Services	47.4	
External Engineer/Architect Cost - Exp	0.0	
External Engineer/Architect Cost- Cap	0.0	
Other Design	0.0	
Temporary Agency Services	26.9	
Hospital Services	0.0	
Other Medical Services	0.3	
Institutional Care	0.0	
Education And Training	0.0	
Vendor Travel	0.0	
Professional & Outside Services Excluded from Cost Alloca	0.0	
Vendor Travel - Non Reportable	0.0	
External Telecom Consulting Services	0.0	
Costs related to those in custody of the State	0.0	
Non - Confidential Specialist Fees	0.0	
Confidential Specialist Fees	0.0	
Outside Actuarial Costs	0.0	
Other Professional And Outside Services	0.4	

Program Expenditure Schedule

Agency:	Corporation Commission
Program:	Securities

	FY 2018 Actual	FY 2019 Expd. Plan
Expenditure Category Total	75.0	80.0
Appropriated		
2264-A Securities Regulatory & Enforcement (Appropriated)	75.0	80.0
Fund Source Total	75.0	80.0
Travel In-State	23.5	25.0
Expenditure Category Total	23.5	25.0
Appropriated		
2264-A Securities Regulatory & Enforcement (Appropriated)	23.2	25.0
2404-A Securities Investment Management Fund (Appropriated)	0.3	0.0
Fund Source Total	23.5	25.0
Travel Out of State	12.0	5.0
Expenditure Category Total	12.0	5.0
Appropriated		
2264-A Securities Regulatory & Enforcement (Appropriated)	10.5	5.0
2404-A Securities Investment Management Fund (Appropriated)	1.5	0.0
Fund Source Total	12.0	5.0
Food	0.0	0.0
Expenditure Category Total	0.0	0.0
Aid to Organizations and Individuals	0.0	0.0
Expenditure Category Total	0.0	0.0
Other Operating Expenses		533.5
Other Operating Expenditures Budg Approp	0.0	
Other Operating Expenditures Excluded from Cost Allocati	0.0	
Risk Management Charges To State Agency	0.0	
Risk Management Deductible - Indemnity	0.0	
Risk Management Deductible - Legal	0.0	
Risk Management Deductible - Medical	0.0	
Risk Management Deductible - Other	0.0	
Gen Liab- Non Physical-Taxable- Self Ins	0.0	
Gross Proceeds Payments To Attorneys	0.0	
General Liability- Non-Taxable- Self Ins	0.0	
Medical Malpractice - Self-Insured	0.0	
Automobile Liability - Self Insured	0.0	
General Property Damage - Self- Insured	0.0	
Automobile Physical Damage-Self Insured	0.0	
Liability Insurance Premiums	0.0	
Property Insurance Premiums	0.0	
Workers Compensation Benefit Payments	0.0	
Self Insurance - Administrative Fees	0.0	
Self Insurance - Premiums	0.0	
Self Insurance - Claim Payments	0.0	

Program Expenditure Schedule

Agency:	Corporation Commission
Program:	Securities

	FY 2018 Actual	FY 2019 Expd. Plan
Self Insurance - Pharmacy Claims	0.0	
Premium Tax On Altcs	0.0	
Other Insurance-Related Charges	0.0	
Internal Service Data Processing	1.9	
Internal Service Data Proc- Pc/Lan	0.0	
External Programming-Mainframe/Legacy	64.9	
External Programming- Pc/Lan/Serv/Web	0.0	
External Data Entry	0.0	
Othr External Data Proc-Mainframe/Legacy	0.0	
Othr External Data Proc-Pc/Lan/Serv/Web	31.3	
Pmt for AFIS Development & Usage	0.0	
Internal Service Telecommunications	0.0	
External Telecom Long Distance-In-State	34.8	
External Telecom Long Distance-Out-State	0.0	
Other External Telecommunication Service	0.1	
Electricity	0.0	
Sanitation Waste Disposal	0.0	
Water	0.0	
Gas And Fuel Oil For Buildings	0.0	
Other Utilities	0.0	
Building Rent Charges To State Agencies	234.2	
Priv Lease To Own Bld Rent Chrgs To Agy	0.0	
Cert Of Part Bld Rent Chrgs To Agy	0.0	
Rental Of Land And Buildings	0.0	
Rental Of Computer Equipment	0.0	
Rental Of Other Machinery And Equipment	0.0	
Miscellaneous Rent	0.7	
Interest On Overdue Payments	0.0	
All Other Interest Payments	0.0	
Internal Acct/Budg/Financial Svcs	0.0	
Other Internal Services	0.0	
Repair And Maintenance - Buildings	3.9	
Repair And Maintenance - Vehicles	0.0	
Repair And Maint - Mainframe And Legacy	0.0	
Repair And Maint-Pc/Lan/Serv/Web	0.0	
Repair And Maintenance - Other Equipment	7.6	
Other Repair And Maintenance	1.0	
Software Support And Maintenance	2.5	
Uniforms	0.4	
Inmate Clothing	0.0	
Security Supplies	0.0	
Office Supplies	13.3	
Computer Supplies	9.7	
Housekeeping Supplies	0.0	
Bedding And Bath Supplies	0.0	
Drugs And Medicine Supplies	0.0	
Medical Supplies	0.0	
Dental Supplies	0.0	
Automotive And Transportation Fuels	0.0	
Automotive Lubricants And Supplies	0.0	
Rpr And Maint Supplies-Not Auto Or Build	0.0	

Program Expenditure Schedule

Agency:	Corporation Commission
Program:	Securities

	FY 2018 Actual	FY 2019 Expd. Plan
Repair And Maintenance Supplies-Building	0.0	
Other Operating Supplies	1.4	
Publications	0.0	
Aggregate Withheld Or Paid Commissions	0.0	
Lottery Prizes	0.0	
Lottery Distribution Costs	0.0	
Material for Further Processing	0.0	
Other Resale Supplies	0.0	
Loss On Sales Of Capital Assets	0.0	
Loss on Sales of Investments	0.0	
Employee Tuition Reimbursement-Graduate	0.0	
Employee Tuition Reimb Under-Grad/Other	0.0	
Conference Registration-Attendance Fees	9.8	
Other Education And Training Costs	1.2	
Advertising	0.7	
Sponsorships	0.0	
Internal Printing	0.6	
External Printing	1.0	
Photography	0.0	
Postage And Delivery	5.5	
Document shredding and Destruction Services	0.0	
Translation and Sign Language Services	0.0	
Distribution To State Universities	0.0	
Other Intrastate Distributions	0.0	
Awards	0.0	
Entertainment And Promotional Items	0.0	
Dues	11.8	
Books- Subscriptions And Publications	10.9	
Costs For Digital Image Or Microfilm	0.0	
Revolving Fund Advances	0.0	
Credit Card Fees Over Approved Limit	0.0	
Relief Bill Expenditures	0.0	
Surplus Property Distr To State Agencies	0.0	
Security Services	0.0	
Judgments - Damages	0.0	
ICA Payments to Claimants Confidential	0.0	
Jdgmnt-Confidential Restitution To Indiv	0.0	
Judgments - Non-Confidential Restitution	0.0	
Judgments - Punitive And Compensatory	0.0	
Pmts Made to Resolve/Disputes/Avoid Costs of Litigation	0.0	
Pmts For Contracted State Inmate Labor	0.0	
Payments To State Inmates	0.0	
Bad Debt Expense	0.0	
Interview Expense	0.0	
Employee Relocations-Nontaxable	0.0	
Employee Relocations-Taxable	0.0	
Non-Confidential Invest/Legal/Law Enf	0.0	
Conf/Sensitive Invest/Legal/Undercover	0.0	
Fingerprinting, Background Checks, Etc.	0.3	
Other Miscellaneous Operating	8.9	

Program Expenditure Schedule

Agency:	Corporation Commission
Program:	Securities

	FY 2018 Actual	FY 2019 Expd. Plan
Expenditure Category Total	458.4	533.5
Appropriated		
2264-A Securities Regulatory & Enforcement (Appropriated)	458.4	533.5
	458.4	533.5
Fund Source Total	458.4	533.5
Current Year Expenditures		0.0
Capital Equipment Budget And Approp	0.0	
Vehicles Capital Purchase	0.0	
Vehicles Capital Leases	0.0	
Furniture Capital Purchase	0.0	
Depreciable Works Of Art & Hist Treas/Coll Capital Purcha	0.0	
Non Depr Works Of Art & Hist Treas/Coll Cap Purchase	0.0	
Furniture Capital Leases	0.0	
Computer Equipment Capital Purchase	0.0	
Computer Equipment Capital Lease	0.0	
Telecommunication Equip-Capital Purchase	0.0	
Telecommunication Equip-Capital Lease	0.0	
Other Equipment Capital Purchase	0.0	
Other Equipment Capital Leases	0.0	
Purchased Or Licensed Software-Website	0.0	
Internally Generated Software-Website	0.0	
Development in Progress	0.0	
Right-Of-Way/Easement/Extraction Rights	0.0	
Oth Int Assets purchased, licensed or internally generate	0.0	
Other intangible assets acquired by capital lease	0.0	
Other Capital Asset Purchases	0.0	
Leasehold Improvement-Capital Purchase	0.0	
Other Capital Asset Leases	0.0	
Non-Capital Equip Budget And Approp	0.0	
Vehicles Non-Capital Purchase	0.0	
Vehicles Non-Capital Leases	0.0	
Furniture Non-Capital Purchase	0.0	
Works Of Art And Hist Treas-Non Capital	0.0	
Furniture Non-Capital Leases	0.0	
Computer Equipment Non-Capital Purchase	0.0	
Computer Equipment Non-Capital Lease	0.0	
Telecomm Equip Non-Capital Purchase	0.0	
Telecomm Equip Non-Capital Leases	0.0	
Other Equipment Non-Capital Purchase	0.0	
Weapons Non-Capital Purchase	0.0	
Other Equipment Non-Capital Lease	0.0	
Purchased Or Licensed Software/Website	0.0	
Internally Generated Software/Website	0.0	
LICENSES AND PERMITS	0.0	
Right-Of-Way/Easement/Extraction Exp	0.0	
Other Intangible Assets - Purchased, Licensed or Internall	0.0	
Noncapital Software/Web By Capital Lease	0.0	
Other Intangible Assets Acquired by Capital Lease	0.0	
Other Long Lived Tangible Assets to be Expenses	0.0	
Non-Capital Equipment Excluded from Cost Allocation	0.0	

Program Expenditure Schedule

Agency:	Corporation Commission
Program:	Securities

		FY 2018 Actual	FY 2019 Expd. Plan
	Expenditure Category Total	0.0	0.0
Capital Outlay		0.0	0.0
	Expenditure Category Total	0.0	0.0
Debt Service		0.0	0.0
	Expenditure Category Total	0.0	0.0
Cost Allocation		0.0	0.0
	Expenditure Category Total	0.0	0.0
Transfers		4.0	0.0
	Expenditure Category Total	4.0	0.0
Appropriated			
2264-A Securities Regulatory & Enforcement (Appropriated)		4.0	0.0
		4.0	0.0
	Fund Source Total	4.0	0.0

Employee Retirement Coverage			
Retirement System	FTE	Personal Services	Fund#
Arizona State Retirement System	42.4	2,485.3	2264-A
Arizona State Retirement System	13.0	524.7	2404-A

Combined Regular & Elected Positions At/Above FICA Maximum of \$127,200

Total FTE	Personal Services	FTE's not eligible for Health, Dental & Life
0.0	0.0	0.0

Program Expenditure Schedule

Agency:	Corporation Commission
Program:	Railroad Safety

	FY 2018 Actual	FY 2019 Expd. Plan
FTE	6.0	6.0
Expenditure Category Total	6.0	6.0
Appropriated		
1000-A General Fund (Appropriated)	6.0	6.0
Fund Source Total	6.0	6.0
Personal Services	507.0	506.0
Boards and Commissions	0.0	0.0
Expenditure Category Total	507.0	506.0
Appropriated		
1000-A General Fund (Appropriated)	406.3	390.0
2172-A Utility Regulation Revolving (Appropriated)	100.7	116.0
Fund Source Total	507.0	506.0
Employee Related Expenses	229.8	224.4
Expenditure Category Total	229.8	224.4
Appropriated		
1000-A General Fund (Appropriated)	181.6	171.4
2172-A Utility Regulation Revolving (Appropriated)	48.2	53.0
Fund Source Total	229.8	224.4
Professional and Outside Services		2.0
External Prof/Outside Serv Budg And Appn	0.0	
External Investment Services	0.0	
Other External Financial Services	0.0	
Attorney General Legal Services	0.0	
External Legal Services	1.2	
External Engineer/Architect Cost - Exp	0.0	
External Engineer/Architect Cost- Cap	0.0	
Other Design	0.0	
Temporary Agency Services	0.0	
Hospital Services	0.0	
Other Medical Services	0.0	
Institutional Care	0.0	
Education And Training	0.0	
Vendor Travel	0.0	
Professional & Outside Services Excluded from Cost Alloca	0.0	
Vendor Travel - Non Reportable	0.0	
External Telecom Consulting Services	5.5	
Costs related to those in custody of the State	0.0	
Non - Confidential Specialist Fees	0.0	
Confidential Specialist Fees	0.0	
Outside Actuarial Costs	0.0	
Other Professional And Outside Services	0.0	

Program Expenditure Schedule

Agency:	Corporation Commission
Program:	Railroad Safety

	FY 2018 Actual	FY 2019 Expd. Plan
Expenditure Category Total	6.7	2.0
Appropriated		
1000-A General Fund (Appropriated)	6.7	2.0
Fund Source Total	6.7	2.0
<hr/>		
Travel In-State	104.3	80.0
Expenditure Category Total	104.3	80.0
Appropriated		
1000-A General Fund (Appropriated)	15.9	34.6
2172-A Utility Regulation Revolving (Appropriated)	88.4	45.4
Fund Source Total	104.3	80.0
<hr/>		
Travel Out of State	5.1	0.0
Expenditure Category Total	5.1	0.0
Appropriated		
1000-A General Fund (Appropriated)	2.6	0.0
2172-A Utility Regulation Revolving (Appropriated)	2.5	0.0
Fund Source Total	5.1	0.0
<hr/>		
Food	0.0	0.0
Expenditure Category Total	0.0	0.0
<hr/>		
Aid to Organizations and Individuals	0.0	0.0
Expenditure Category Total	0.0	0.0
<hr/>		
Other Operating Expenses		56.8
Other Operating Expenditures Budg Approp	0.0	
Other Operating Expenditures Excluded from Cost Allocati	0.0	
Risk Management Charges To State Agency	0.0	
Risk Management Deductible - Indemnity	0.0	
Risk Management Deductible - Legal	0.0	
Risk Management Deductible - Medical	0.0	
Risk Management Deductible - Other	0.0	
Gen Liab- Non Physical-Taxable- Self Ins	0.0	
Gross Proceeds Payments To Attorneys	0.0	
General Liability- Non-Taxable- Self Ins	0.0	
Medical Malpractice - Self-Insured	0.0	
Automobile Liability - Self Insured	0.0	
General Property Damage - Self- Insured	0.0	
Automobile Physical Damage-Self Insured	0.0	
Liability Insurance Premiums	0.0	
Property Insurance Premiums	0.0	
Workers Compensation Benefit Payments	0.0	
Self Insurance - Administrative Fees	0.0	
Self Insurance - Premiums	0.0	
Self Insurance - Claim Payments	0.0	

Program Expenditure Schedule

Agency:	Corporation Commission
Program:	Railroad Safety

	FY 2018 Actual	FY 2019 Expd. Plan
Self Insurance - Pharmacy Claims	0.0	
Premium Tax On Altcs	0.0	
Other Insurance-Related Charges	0.0	
Internal Service Data Processing	0.4	
Internal Service Data Proc- Pc/Lan	0.0	
External Programming-Mainframe/Legacy	0.0	
External Programming- Pc/Lan/Serv/Web	0.0	
External Data Entry	0.0	
Othr External Data Proc-Mainframe/Legacy	0.0	
Othr External Data Proc-Pc/Lan/Serv/Web	0.0	
Pmt for AFIS Development & Usage	0.0	
Internal Service Telecommunications	0.0	
External Telecom Long Distance-In-State	7.7	
External Telecom Long Distance-Out-State	0.0	
Other External Telecommunication Service	0.7	
Electricity	0.0	
Sanitation Waste Disposal	0.0	
Water	0.0	
Gas And Fuel Oil For Buildings	0.0	
Other Utilities	0.0	
Building Rent Charges To State Agencies	37.5	
Priv Lease To Own Bld Rent Chrgs To Agy	0.0	
Cert Of Part Bld Rent Chrgs To Agy	0.0	
Rental Of Land And Buildings	0.0	
Rental Of Computer Equipment	0.0	
Rental Of Other Machinery And Equipment	0.0	
Miscellaneous Rent	1.8	
Interest On Overdue Payments	0.0	
All Other Interest Payments	0.0	
Internal Acct/Budg/Financial Svcs	0.0	
Other Internal Services	0.0	
Repair And Maintenance - Buildings	0.0	
Repair And Maintenance - Vehicles	0.0	
Repair And Maint - Mainframe And Legacy	0.0	
Repair And Maint-Pc/Lan/Serv/Web	0.0	
Repair And Maintenance - Other Equipment	0.0	
Other Repair And Maintenance	0.2	
Software Support And Maintenance	0.0	
Uniforms	1.6	
Inmate Clothing	0.0	
Security Supplies	0.0	
Office Supplies	1.4	
Computer Supplies	0.0	
Housekeeping Supplies	0.0	
Bedding And Bath Supplies	0.0	
Drugs And Medicine Supplies	0.0	
Medical Supplies	0.0	
Dental Supplies	0.0	
Automotive And Transportation Fuels	0.0	
Automotive Lubricants And Supplies	0.0	
Rpr And Maint Supplies-Not Auto Or Build	0.0	

Program Expenditure Schedule

Agency:	Corporation Commission
Program:	Railroad Safety

	FY 2018 Actual	FY 2019 Expd. Plan
Repair And Maintenance Supplies-Building	0.0	
Other Operating Supplies	1.2	
Publications	0.0	
Aggregate Withheld Or Paid Commissions	0.0	
Lottery Prizes	0.0	
Lottery Distribution Costs	0.0	
Material for Further Processing	0.0	
Other Resale Supplies	0.0	
Loss On Sales Of Capital Assets	0.0	
Loss on Sales of Investments	0.0	
Employee Tuition Reimbursement-Graduate	0.0	
Employee Tuition Reimb Under-Grad/Other	0.0	
Conference Registration-Attendance Fees	0.2	
Other Education And Training Costs	0.0	
Advertising	0.0	
Sponsorships	0.0	
Internal Printing	0.0	
External Printing	0.0	
Photography	0.0	
Postage And Delivery	0.2	
Document shredding and Destruction Services	0.0	
Translation and Sign Language Services	0.0	
Distribution To State Universities	0.0	
Other Intrastate Distributions	0.0	
Awards	0.0	
Entertainment And Promotional Items	0.0	
Dues	0.0	
Books- Subscriptions And Publications	0.1	
Costs For Digital Image Or Microfilm	0.0	
Revolving Fund Advances	0.0	
Credit Card Fees Over Approved Limit	0.0	
Relief Bill Expenditures	0.0	
Surplus Property Distr To State Agencies	0.0	
Security Services	0.0	
Judgments - Damages	0.0	
ICA Payments to Claimants Confidential	0.0	
Jdgmnt-Confidential Restitution To Indiv	0.0	
Judgments - Non-Confidential Restitution	0.0	
Judgments - Punitive And Compensatory	0.0	
Pmts Made to Resolve/Disputes/Avoid Costs of Litigation	0.0	
Pmts For Contracted State Inmate Labor	0.0	
Payments To State Inmates	0.0	
Bad Debt Expense	0.0	
Interview Expense	0.0	
Employee Relocations-Nontaxable	0.0	
Employee Relocations-Taxable	0.0	
Non-Confidential Invest/Legal/Law Enf	0.0	
Conf/Sensitive Invest/Legal/Undercover	0.0	
Fingerprinting, Background Checks, Etc.	0.0	
Other Miscellaneous Operating	0.0	

Program Expenditure Schedule

Agency:	Corporation Commission
Program:	Railroad Safety

	FY 2018 Actual	FY 2019 Expd. Plan
Expenditure Category Total	53.0	56.8
Appropriated		
1000-A General Fund (Appropriated)	7.9	20.0
2172-A Utility Regulation Revolving (Appropriated)	45.1	36.8
	53.0	56.8
Fund Source Total	53.0	56.8
Current Year Expenditures		0.0
Capital Equipment Budget And Approp	0.0	
Vehicles Capital Purchase	0.0	
Vehicles Capital Leases	0.0	
Furniture Capital Purchase	0.0	
Depreciable Works Of Art & Hist Treas/Coll Capital Purcha	0.0	
Non Depr Works Of Art & Hist Treas/Coll Cap Purchase	0.0	
Furniture Capital Leases	0.0	
Computer Equipment Capital Purchase	0.0	
Computer Equipment Capital Lease	0.0	
Telecommunication Equip-Capital Purchase	0.0	
Telecommunication Equip-Capital Lease	0.0	
Other Equipment Capital Purchase	0.0	
Other Equipment Capital Leases	0.0	
Purchased Or Licensed Software-Website	0.0	
Internally Generated Software-Website	0.0	
Development in Progress	0.0	
Right-Of-Way/Easement/Extraction Rights	0.0	
Oth Int Assets purchased, licensed or internally generate	0.0	
Other intangible assets acquired by capital lease	0.0	
Other Capital Asset Purchases	0.0	
Leasehold Improvement-Capital Purchase	0.0	
Other Capital Asset Leases	0.0	
Non-Capital Equip Budget And Approp	0.0	
Vehicles Non-Capital Purchase	0.0	
Vehicles Non-Capital Leases	0.0	
Furniture Non-Capital Purchase	0.0	
Works Of Art And Hist Treas-Non Capital	0.0	
Furniture Non-Capital Leases	0.0	
Computer Equipment Non-Capital Purchase	0.0	
Computer Equipment Non-Capital Lease	0.0	
Telecomm Equip Non-Capital Purchase	0.0	
Telecomm Equip Non-Capital Leases	0.0	
Other Equipment Non-Capital Purchase	0.0	
Weapons Non-Capital Purchase	0.0	
Other Equipment Non-Capital Lease	0.0	
Purchased Or Licensed Software/Website	0.0	
Internally Generated Software/Website	0.0	
LICENSES AND PERMITS	0.0	
Right-Of-Way/Easement/Extraction Exp	0.0	
Other Intangible Assets - Purchased, Licensed or Internall	0.0	
Noncapital Software/Web By Capital Lease	0.0	
Other Intangible Assets Acquired by Capital Lease	0.0	
Other Long Lived Tangible Assets to be Expenses	0.0	

Program Expenditure Schedule

Agency:	Corporation Commission
Program:	Railroad Safety

	FY 2018 Actual	FY 2019 Expd. Plan
Non-Capital Equipment Excluded from Cost Allocation	0.0	
Expenditure Category Total	0.0	0.0
<hr/>		
Capital Outlay	0.0	0.0
Expenditure Category Total	0.0	0.0
<hr/>		
Debt Service	0.0	0.0
Expenditure Category Total	0.0	0.0
<hr/>		
Cost Allocation	0.0	0.0
Expenditure Category Total	0.0	0.0
<hr/>		
Transfers	0.1	0.0
Expenditure Category Total	0.1	0.0
<hr/>		
Appropriated		
2172-A Utility Regulation Revolving (Appropriated)	0.1	0.0
Fund Source Total	0.1	0.0

Employee Retirement Coverage			
Retirement System	FTE	Personal Services	Fund#
Arizona State Retirement System	6.0	390.0	1000-A
Arizona State Retirement System	0.0	116.0	2172-A

Combined Regular & Elected Positions At/Above FICA Maximum of \$127,200

Total FTE	Personal Services	FTE's not eligible for Health, Dental & Life
0.0	0.0	0.0

Program Expenditure Schedule

Agency:	Corporation Commission
Program:	SLI Railroad Safety Inspectors

	FY 2018 Actual	FY 2019 Expd. Plan
FTE	0.0	140.0
Expenditure Category Total	0.0	140.0
Appropriated		
1000-A General Fund (Appropriated)	0.0	140.0
Fund Source Total	0.0	140.0
Personal Services	0.0	140.0
Boards and Commissions	0.0	0.0
Expenditure Category Total	0.0	140.0
Appropriated		
1000-A General Fund (Appropriated)	0.0	140.0
Fund Source Total	0.0	140.0
Employee Related Expenses	0.0	56.6
Expenditure Category Total	0.0	56.6
Appropriated		
1000-A General Fund (Appropriated)	0.0	56.6
Fund Source Total	0.0	56.6
Professional and Outside Services		0.0
External Prof/Outside Serv Budg And Appn	0.0	
External Investment Services	0.0	
Other External Financial Services	0.0	
Attorney General Legal Services	0.0	
External Legal Services	0.0	
External Engineer/Architect Cost - Exp	0.0	
External Engineer/Architect Cost- Cap	0.0	
Other Design	0.0	
Temporary Agency Services	0.0	
Hospital Services	0.0	
Other Medical Services	0.0	
Institutional Care	0.0	
Education And Training	0.0	
Vendor Travel	0.0	
Professional & Outside Services Excluded from Cost Alloca	0.0	
Vendor Travel - Non Reportable	0.0	
External Telecom Consulting Services	0.0	
Costs related to those in custody of the State	0.0	
Non - Confidential Specialist Fees	0.0	
Confidential Specialist Fees	0.0	
Outside Actuarial Costs	0.0	
Other Professional And Outside Services	0.0	
Expenditure Category Total	0.0	0.0
Travel In-State	0.0	0.0

Program Expenditure Schedule

Agency:	Corporation Commission
Program:	SLI Railroad Safety Inspectors

	FY 2018 Actual	FY 2019 Expd. Plan
Expenditure Category Total	0.0	0.0
Travel Out of State	0.0	0.0
Expenditure Category Total	0.0	0.0
Food	0.0	0.0
Expenditure Category Total	0.0	0.0
Aid to Organizations and Individuals	0.0	0.0
Expenditure Category Total	0.0	0.0
Other Operating Expenses		0.0
Other Operating Expenditures Budg Approp	0.0	
Other Operating Expenditures Excluded from Cost Allocati	0.0	
Risk Management Charges To State Agency	0.0	
Risk Management Deductible - Indemnity	0.0	
Risk Management Deductible - Legal	0.0	
Risk Management Deductible - Medical	0.0	
Risk Management Deductible - Other	0.0	
Gen Liab- Non Physical-Taxable- Self Ins	0.0	
Gross Proceeds Payments To Attorneys	0.0	
General Liability- Non-Taxable- Self Ins	0.0	
Medical Malpractice - Self-Insured	0.0	
Automobile Liability - Self Insured	0.0	
General Property Damage - Self- Insured	0.0	
Automobile Physical Damage-Self Insured	0.0	
Liability Insurance Premiums	0.0	
Property Insurance Premiums	0.0	
Workers Compensation Benefit Payments	0.0	
Self Insurance - Administrative Fees	0.0	
Self Insurance - Premiums	0.0	
Self Insurance - Claim Payments	0.0	
Self Insurance - Pharmacy Claims	0.0	
Premium Tax On Altcs	0.0	
Other Insurance-Related Charges	0.0	
Internal Service Data Processing	0.0	
Internal Service Data Proc- Pc/Lan	0.0	
External Programming-Mainframe/Legacy	0.0	
External Programming- Pc/Lan/Serv/Web	0.0	
External Data Entry	0.0	
Othr External Data Proc-Mainframe/Legacy	0.0	
Othr External Data Proc-Pc/Lan/Serv/Web	0.0	
Pmt for AFIS Development & Usage	0.0	
Internal Service Telecommunications	0.0	
External Telecom Long Distance-In-State	0.0	
External Telecom Long Distance-Out-State	0.0	
Other External Telecommunication Service	0.0	
Electricity	0.0	
Sanitation Waste Disposal	0.0	

Program Expenditure Schedule

Agency:	Corporation Commission
Program:	SLI Railroad Safety Inspectors

	FY 2018 Actual	FY 2019 Expd. Plan
Water	0.0	
Gas And Fuel Oil For Buildings	0.0	
Other Utilities	0.0	
Building Rent Charges To State Agencies	0.0	
Priv Lease To Own Bld Rent Chrgs To Agy	0.0	
Cert Of Part Bld Rent Chrgs To Agy	0.0	
Rental Of Land And Buildings	0.0	
Rental Of Computer Equipment	0.0	
Rental Of Other Machinery And Equipment	0.0	
Miscellaneous Rent	0.0	
Interest On Overdue Payments	0.0	
All Other Interest Payments	0.0	
Internal Acct/Budg/Financial Svcs	0.0	
Other Internal Services	0.0	
Repair And Maintenance - Buildings	0.0	
Repair And Maintenance - Vehicles	0.0	
Repair And Maint - Mainframe And Legacy	0.0	
Repair And Maint-Pc/Lan/Serv/Web	0.0	
Repair And Maintenance - Other Equipment	0.0	
Other Repair And Maintenance	0.0	
Software Support And Maintenance	0.0	
Uniforms	0.0	
Inmate Clothing	0.0	
Security Supplies	0.0	
Office Supplies	0.0	
Computer Supplies	0.0	
Housekeeping Supplies	0.0	
Bedding And Bath Supplies	0.0	
Drugs And Medicine Supplies	0.0	
Medical Supplies	0.0	
Dental Supplies	0.0	
Automotive And Transportation Fuels	0.0	
Automotive Lubricants And Supplies	0.0	
Rpr And Maint Supplies-Not Auto Or Build	0.0	
Repair And Maintenance Supplies-Building	0.0	
Other Operating Supplies	0.0	
Publications	0.0	
Aggregate Withheld Or Paid Commissions	0.0	
Lottery Prizes	0.0	
Lottery Distribution Costs	0.0	
Material for Further Processing	0.0	
Other Resale Supplies	0.0	
Loss On Sales Of Capital Assets	0.0	
Loss on Sales of Investments	0.0	
Employee Tuition Reimbursement-Graduate	0.0	
Employee Tuition Reimb Under-Grad/Other	0.0	
Conference Registration-Attendance Fees	0.0	
Other Education And Training Costs	0.0	
Advertising	0.0	
Sponsorships	0.0	
Internal Printing	0.0	

Program Expenditure Schedule

Agency:	Corporation Commission
Program:	SLI Railroad Safety Inspectors

	FY 2018 Actual	FY 2019 Expd. Plan
External Printing	0.0	
Photography	0.0	
Postage And Delivery	0.0	
Document shredding and Destruction Services	0.0	
Translation and Sign Language Services	0.0	
Distribution To State Universities	0.0	
Other Intrastate Distributions	0.0	
Awards	0.0	
Entertainment And Promotional Items	0.0	
Dues	0.0	
Books- Subscriptions And Publications	0.0	
Costs For Digital Image Or Microfilm	0.0	
Revolving Fund Advances	0.0	
Credit Card Fees Over Approved Limit	0.0	
Relief Bill Expenditures	0.0	
Surplus Property Distr To State Agencies	0.0	
Security Services	0.0	
Judgments - Damages	0.0	
ICA Payments to Claimants Confidential	0.0	
Jdgmnt-Confidential Restitution To Indiv	0.0	
Judgments - Non-Confidential Restitution	0.0	
Judgments - Punitive And Compensatory	0.0	
Pmts Made to Resolve/Disputes/Avoid Costs of Litigation	0.0	
Pmts For Contracted State Inmate Labor	0.0	
Payments To State Inmates	0.0	
Bad Debt Expense	0.0	
Interview Expense	0.0	
Employee Relocations-Nontaxable	0.0	
Employee Relocations-Taxable	0.0	
Non-Confidential Invest/Legal/Law Enf	0.0	
Conf/Sensitive Invest/Legal/Undercover	0.0	
Fingerprinting, Background Checks, Etc.	0.0	
Other Miscellaneous Operating	0.0	
Expenditure Category Total	0.0	0.0

Current Year Expenditures		0.0
Capital Equipment Budget And Approp	0.0	
Vehicles Capital Purchase	0.0	
Vehicles Capital Leases	0.0	
Furniture Capital Purchase	0.0	
Depreciable Works Of Art & Hist Treas/Coll Capital Purcha	0.0	
Non Depr Works Of Art & Hist Treas/Coll Cap Purchase	0.0	
Furniture Capital Leases	0.0	
Computer Equipment Capital Purchase	0.0	
Computer Equipment Capital Lease	0.0	
Telecommunication Equip-Capital Purchase	0.0	
Telecommunication Equip-Capital Lease	0.0	
Other Equipment Capital Purchase	0.0	
Other Equipment Capital Leases	0.0	
Purchased Or Licensed Software-Website	0.0	

Program Expenditure Schedule

Agency:	Corporation Commission
Program:	SLI Railroad Safety Inspectors

	FY 2018 Actual	FY 2019 Expd. Plan
Internally Generated Software-Website	0.0	
Development in Progress	0.0	
Right-Of-Way/Easement/Extraction Rights	0.0	
Oth Int Assets purchased, licensed or internally generate	0.0	
Other intangible assets acquired by capital lease	0.0	
Other Capital Asset Purchases	0.0	
Leasehold Improvement-Capital Purchase	0.0	
Other Capital Asset Leases	0.0	
Non-Capital Equip Budget And Approp	0.0	
Vehicles Non-Capital Purchase	0.0	
Vehicles Non-Capital Leases	0.0	
Furniture Non-Capital Purchase	0.0	
Works Of Art And Hist Treas-Non Capital	0.0	
Furniture Non-Capital Leases	0.0	
Computer Equipment Non-Capital Purchase	0.0	
Computer Equipment Non-Capital Lease	0.0	
Telecomm Equip Non-Capital Purchase	0.0	
Telecomm Equip Non-Capital Leases	0.0	
Other Equipment Non-Capital Purchase	0.0	
Weapons Non-Capital Purchase	0.0	
Other Equipment Non-Capital Lease	0.0	
Purchased Or Licensed Software/Website	0.0	
Internally Generated Software/Website	0.0	
LICENSES AND PERMITS	0.0	
Right-Of-Way/Easement/Extraction Exp	0.0	
Other Intangible Assets - Purchased, Licensed or Internall	0.0	
Noncapital Software/Web By Capital Lease	0.0	
Other Intangible Assets Acquired by Capital Lease	0.0	
Other Long Lived Tangible Assets to be Expenses	0.0	
Non-Capital Equipment Excluded from Cost Allocation	0.0	
Expenditure Category Total	0.0	0.0
<hr/>		
Capital Outlay	0.0	0.0
Expenditure Category Total	0.0	0.0
<hr/>		
Debt Service	0.0	0.0
Expenditure Category Total	0.0	0.0
<hr/>		
Cost Allocation	0.0	0.0
Expenditure Category Total	0.0	0.0
<hr/>		
Transfers	0.0	0.0
Expenditure Category Total	0.0	0.0

Employee Retirement Coverage			
Retirement System	FTE	Personal Services	Fund#
Arizona State Retirement System	0.0	140.0	1000-A

Program Expenditure Schedule

Agency:	Corporation Commission
Program:	SLI Railroad Safety Inspectors

FY 2018 Actual	FY 2019 Expd. Plan
-------------------	-----------------------

Program Expenditure Schedule

Agency:	Corporation Commission
Program:	Pipeline Safety

	FY 2018 Actual	FY 2019 Expd. Plan
FTE	16.0	16.0
Expenditure Category Total	16.0	16.0
Appropriated		
2172-A Utility Regulation Revolving (Appropriated)	15.0	15.0
	15.0	15.0
Non-Appropriated		
2000-N Federal Grant (Non-Appropriated)	1.0	1.0
	1.0	1.0
Fund Source Total	16.0	16.0
<hr/>		
Personal Services	1,039.0	765.2
Boards and Commissions	0.0	0.0
Expenditure Category Total	1,039.0	765.2
Appropriated		
2172-A Utility Regulation Revolving (Appropriated)	782.4	418.7
	782.4	418.7
Non-Appropriated		
2000-N Federal Grant (Non-Appropriated)	256.6	346.5
	256.6	346.5
Fund Source Total	1,039.0	765.2
<hr/>		
Employee Related Expenses	386.8	352.7
Expenditure Category Total	386.8	352.7
Appropriated		
2172-A Utility Regulation Revolving (Appropriated)	286.8	174.2
	286.8	174.2
Non-Appropriated		
2000-N Federal Grant (Non-Appropriated)	100.0	178.5
	100.0	178.5
Fund Source Total	386.8	352.7
<hr/>		
Professional and Outside Services		5.0
External Prof/Outside Serv Budg And Appn	0.0	
External Investment Services	0.0	
Other External Financial Services	0.0	
Attorney General Legal Services	0.0	
External Legal Services	0.0	
External Engineer/Architect Cost - Exp	0.0	
External Engineer/Architect Cost- Cap	0.0	
Other Design	0.0	
Temporary Agency Services	0.0	
Hospital Services	0.0	
Other Medical Services	0.0	
Institutional Care	0.0	
Education And Training	0.0	
Vendor Travel	0.0	
Professional & Outside Services Excluded from Cost Alloca	0.0	
Vendor Travel - Non Reportable	0.0	
External Telecom Consulting Services	6.5	
Costs related to those in custody of the State	0.0	

Program Expenditure Schedule

Agency:	Corporation Commission
Program:	Pipeline Safety

	FY 2018 Actual	FY 2019 Expd. Plan
Non - Confidential Specialist Fees	0.0	
Confidential Specialist Fees	0.0	
Outside Actuarial Costs	0.0	
Other Professional And Outside Services	0.0	
Expenditure Category Total	6.5	5.0
Non-Appropriated		
2000-N Federal Grant (Non-Appropriated)	6.5	5.0
Fund Source Total	6.5	5.0
<hr/>		
Travel In-State	129.8	110.0
Expenditure Category Total	129.8	110.0
Appropriated		
2172-A Utility Regulation Revolving (Appropriated)	5.0	0.0
	5.0	0.0
Non-Appropriated		
2000-N Federal Grant (Non-Appropriated)	124.8	110.0
	124.8	110.0
Fund Source Total	129.8	110.0
<hr/>		
Travel Out of State	55.7	35.0
Expenditure Category Total	55.7	35.0
Appropriated		
2172-A Utility Regulation Revolving (Appropriated)	6.1	0.0
	6.1	0.0
Non-Appropriated		
2000-N Federal Grant (Non-Appropriated)	49.6	35.0
	49.6	35.0
Fund Source Total	55.7	35.0
<hr/>		
Food	0.0	0.0
Expenditure Category Total	0.0	0.0
<hr/>		
Aid to Organizations and Individuals	0.0	0.0
Expenditure Category Total	0.0	0.0
<hr/>		
Other Operating Expenses		150.0
Other Operating Expenditures Budg Approp	0.0	
Other Operating Expenditures Excluded from Cost Allocati	0.0	
Risk Management Charges To State Agency	0.0	
Risk Management Deductible - Indemnity	0.0	
Risk Management Deductible - Legal	0.0	
Risk Management Deductible - Medical	0.0	
Risk Management Deductible - Other	0.0	
Gen Liab- Non Physical-Taxable- Self Ins	0.0	
Gross Proceeds Payments To Attorneys	0.0	
General Liability- Non-Taxable- Self Ins	0.0	
Medical Malpractice - Self-Insured	0.0	
Automobile Liability - Self Insured	0.0	

Program Expenditure Schedule

Agency:	Corporation Commission
Program:	Pipeline Safety

	FY 2018 Actual	FY 2019 Expd. Plan
General Property Damage - Self- Insured	0.0	
Automobile Physical Damage-Self Insured	0.0	
Liability Insurance Premiums	0.0	
Property Insurance Premiums	0.0	
Workers Compensation Benefit Payments	0.0	
Self Insurance - Administrative Fees	0.0	
Self Insurance - Premiums	0.0	
Self Insurance - Claim Payments	0.0	
Self Insurance - Pharmacy Claims	0.0	
Premium Tax On Altcs	0.0	
Other Insurance-Related Charges	0.0	
Internal Service Data Processing	0.7	
Internal Service Data Proc- Pc/Lan	0.0	
External Programming-Mainframe/Legacy	0.0	
External Programming- Pc/Lan/Serv/Web	0.0	
External Data Entry	0.0	
Othr External Data Proc-Mainframe/Legacy	0.0	
Othr External Data Proc-Pc/Lan/Serv/Web	0.0	
Pmt for AFIS Development & Usage	0.0	
Internal Service Telecommunications	0.0	
External Telecom Long Distance-In-State	19.4	
External Telecom Long Distance-Out-State	0.0	
Other External Telecommunication Service	1.5	
Electricity	0.0	
Sanitation Waste Disposal	0.0	
Water	0.0	
Gas And Fuel Oil For Buildings	0.0	
Other Utilities	0.0	
Building Rent Charges To State Agencies	71.2	
Priv Lease To Own Bld Rent Chrgs To Agy	0.0	
Cert Of Part Bld Rent Chrgs To Agy	0.0	
Rental Of Land And Buildings	7.5	
Rental Of Computer Equipment	0.0	
Rental Of Other Machinery And Equipment	0.0	
Miscellaneous Rent	2.5	
Interest On Overdue Payments	0.0	
All Other Interest Payments	0.0	
Internal Acct/Budg/Financial Svcs	0.0	
Other Internal Services	0.0	
Repair And Maintenance - Buildings	0.0	
Repair And Maintenance - Vehicles	0.0	
Repair And Maint - Mainframe And Legacy	0.0	
Repair And Maint-Pc/Lan/Serv/Web	0.0	
Repair And Maintenance - Other Equipment	2.0	
Other Repair And Maintenance	1.8	
Software Support And Maintenance	0.0	
Uniforms	6.7	
Inmate Clothing	0.0	
Security Supplies	0.0	
Office Supplies	5.9	
Computer Supplies	1.4	

Program Expenditure Schedule

Agency:	Corporation Commission
Program:	Pipeline Safety

	FY 2018 Actual	FY 2019 Expd. Plan
Housekeeping Supplies	0.0	
Bedding And Bath Supplies	0.0	
Drugs And Medicine Supplies	0.0	
Medical Supplies	0.0	
Dental Supplies	0.0	
Automotive And Transportation Fuels	0.0	
Automotive Lubricants And Supplies	0.0	
Rpr And Maint Supplies-Not Auto Or Build	0.0	
Repair And Maintenance Supplies-Building	0.0	
Other Operating Supplies	5.0	
Publications	0.0	
Aggregate Withheld Or Paid Commissions	0.0	
Lottery Prizes	0.0	
Lottery Distribution Costs	0.0	
Material for Further Processing	0.0	
Other Resale Supplies	0.0	
Loss On Sales Of Capital Assets	0.0	
Loss on Sales of Investments	0.0	
Employee Tuition Reimbursement-Graduate	0.0	
Employee Tuition Reimb Under-Grad/Other	0.0	
Conference Registration-Attendance Fees	7.1	
Other Education And Training Costs	0.0	
Advertising	0.0	
Sponsorships	0.0	
Internal Printing	0.0	
External Printing	0.0	
Photography	0.0	
Postage And Delivery	3.0	
Document shredding and Destruction Services	0.0	
Translation and Sign Language Services	0.0	
Distribution To State Universities	0.0	
Other Intrastate Distributions	0.0	
Awards	0.0	
Entertainment And Promotional Items	0.0	
Dues	0.0	
Books- Subscriptions And Publications	0.1	
Costs For Digital Image Or Microfilm	0.0	
Revolving Fund Advances	0.0	
Credit Card Fees Over Approved Limit	0.0	
Relief Bill Expenditures	0.0	
Surplus Property Distr To State Agencies	0.0	
Security Services	0.0	
Judgments - Damages	0.0	
ICA Payments to Claimants Confidential	0.0	
Jdgmnt-Confidential Restitution To Indiv	0.0	
Judgments - Non-Confidential Restitution	0.0	
Judgments - Punitive And Compensatory	0.0	
Pmts Made to Resolve/Disputes/Avoid Costs of Litigation	0.0	
Pmts For Contracted State Inmate Labor	0.0	
Payments To State Inmates	0.0	
Bad Debt Expense	0.0	

Program Expenditure Schedule

Agency:	Corporation Commission
Program:	Pipeline Safety

	FY 2018 Actual	FY 2019 Expd. Plan
Interview Expense	0.0	
Employee Relocations-Nontaxable	0.0	
Employee Relocations-Taxable	0.0	
Non-Confidential Invest/Legal/Law Enf	0.0	
Conf/Sensitive Invest/Legal/Undercover	0.0	
Fingerprinting, Background Checks, Etc.	0.0	
Other Miscellaneous Operating	0.0	
Expenditure Category Total	135.8	150.0
Non-Appropriated		
2000-N Federal Grant (Non-Appropriated)	135.8	150.0
	135.8	150.0
Fund Source Total	135.8	150.0
<hr/>		
Current Year Expenditures		0.0
Capital Equipment Budget And Approp	0.0	
Vehicles Capital Purchase	0.0	
Vehicles Capital Leases	0.0	
Furniture Capital Purchase	0.0	
Depreciable Works Of Art & Hist Treas/Coll Capital Purcha	0.0	
Non Depr Works Of Art & Hist Treas/Coll Cap Purchase	0.0	
Furniture Capital Leases	0.0	
Computer Equipment Capital Purchase	0.0	
Computer Equipment Capital Lease	0.0	
Telecommunication Equip-Capital Purchase	0.0	
Telecommunication Equip-Capital Lease	0.0	
Other Equipment Capital Purchase	0.0	
Other Equipment Capital Leases	0.0	
Purchased Or Licensed Software-Website	0.0	
Internally Generated Software-Website	0.0	
Development in Progress	0.0	
Right-Of-Way/Easement/Extraction Rights	0.0	
Oth Int Assets purchased, licensed or internally generate	0.0	
Other intangible assets acquired by capital lease	0.0	
Other Capital Asset Purchases	0.0	
Leasehold Improvement-Capital Purchase	0.0	
Other Capital Asset Leases	0.0	
Non-Capital Equip Budget And Approp	0.0	
Vehicles Non-Capital Purchase	0.0	
Vehicles Non-Capital Leases	0.0	
Furniture Non-Capital Purchase	0.0	
Works Of Art And Hist Treas-Non Capital	0.0	
Furniture Non-Capital Leases	0.0	
Computer Equipment Non-Capital Purchase	19.9	
Computer Equipment Non-Capital Lease	0.0	
Telecomm Equip Non-Capital Purchase	0.0	
Telecomm Equip Non-Capital Leases	0.0	
Other Equipment Non-Capital Purchase	0.0	
Weapons Non-Capital Purchase	0.0	
Other Equipment Non-Capital Lease	0.0	
Purchased Or Licensed Software/Website	0.0	
Internally Generated Software/Website	0.0	

Program Expenditure Schedule

Agency:	Corporation Commission
Program:	Pipeline Safety

	FY 2018 Actual	FY 2019 Expd. Plan
LICENSES AND PERMITS	0.0	
Right-Of-Way/Easement/Extraction Exp	0.0	
Other Intangible Assets - Purchased, Licensed or Internall	0.0	
Noncapital Software/Web By Capital Lease	0.0	
Other Intangible Assets Acquired by Capital Lease	0.0	
Other Long Lived Tangible Assets to be Expenses	0.0	
Non-Capital Equipment Excluded from Cost Allocation	0.0	
Expenditure Category Total	19.9	0.0
Non-Appropriated		
2000-N Federal Grant (Non-Appropriated)	19.9	0.0
	19.9	0.0
Fund Source Total	19.9	0.0
Capital Outlay	0.0	0.0
Expenditure Category Total	0.0	0.0
Debt Service	0.0	0.0
Expenditure Category Total	0.0	0.0
Cost Allocation	0.0	0.0
Expenditure Category Total	0.0	0.0
Transfers	0.3	0.0
Expenditure Category Total	0.3	0.0
Non-Appropriated		
2000-N Federal Grant (Non-Appropriated)	0.3	0.0
	0.3	0.0
Fund Source Total	0.3	0.0

Employee Retirement Coverage			
Retirement System	FTE	Personal Services	Fund#
Arizona State Retirement System	15.0	418.7	2172-A
Arizona State Retirement System	1.0	346.5	2000-N

Combined Regular & Elected Positions At/Above FICA Maximum of \$127,200

Total FTE	Personal Services	FTE's not eligible for Health, Dental & Life
0.0	0.0	0.0

Program Expenditure Schedule

Agency:	Corporation Commission
Program:	Utilities

	FY 2018 Actual	FY 2019 Expd. Plan
FTE	67.0	67.0
Expenditure Category Total	67.0	67.0
Appropriated		
2172-A Utility Regulation Revolving (Appropriated)	67.0	67.0
Fund Source Total	67.0	67.0
Personal Services	3,713.0	3,800.0
Boards and Commissions	4.2	0.0
Expenditure Category Total	3,717.2	3,800.0
Appropriated		
2172-A Utility Regulation Revolving (Appropriated)	3,717.2	3,800.0
Fund Source Total	3,717.2	3,800.0
Employee Related Expenses	1,335.9	1,384.3
Expenditure Category Total	1,335.9	1,384.3
Appropriated		
2172-A Utility Regulation Revolving (Appropriated)	1,335.9	1,384.3
Fund Source Total	1,335.9	1,384.3
Professional and Outside Services		50.0
External Prof/Outside Serv Budg And Appn	0.0	
External Investment Services	0.0	
Other External Financial Services	0.0	
Attorney General Legal Services	0.0	
External Legal Services	76.3	
External Engineer/Architect Cost - Exp	0.0	
External Engineer/Architect Cost- Cap	0.0	
Other Design	0.0	
Temporary Agency Services	0.0	
Hospital Services	0.0	
Other Medical Services	0.0	
Institutional Care	0.0	
Education And Training	0.0	
Vendor Travel	0.0	
Professional & Outside Services Excluded from Cost Alloca	0.0	
Vendor Travel - Non Reportable	0.0	
External Telecom Consulting Services	0.0	
Costs related to those in custody of the State	0.0	
Non - Confidential Specialist Fees	0.0	
Confidential Specialist Fees	0.0	
Outside Actuarial Costs	0.0	
Other Professional And Outside Services	259.2	

Program Expenditure Schedule

Agency:	Corporation Commission
Program:	Utilities

	FY 2018 Actual	FY 2019 Expd. Plan
Expenditure Category Total	335.5	50.0
Appropriated		
2172-A Utility Regulation Revolving (Appropriated)	335.5	50.0
Fund Source Total	335.5	50.0
Travel In-State	12.9	40.0
Expenditure Category Total	12.9	40.0
Appropriated		
2172-A Utility Regulation Revolving (Appropriated)	12.9	40.0
Fund Source Total	12.9	40.0
Travel Out of State	24.0	20.0
Expenditure Category Total	24.0	20.0
Appropriated		
2172-A Utility Regulation Revolving (Appropriated)	24.0	20.0
Fund Source Total	24.0	20.0
Food	0.0	0.0
Expenditure Category Total	0.0	0.0
Aid to Organizations and Individuals	0.0	0.0
Expenditure Category Total	0.0	0.0
Other Operating Expenses		306.1
Other Operating Expenditures Budg Approp	0.0	
Other Operating Expenditures Excluded from Cost Allocati	0.0	
Risk Management Charges To State Agency	0.0	
Risk Management Deductible - Indemnity	0.0	
Risk Management Deductible - Legal	0.0	
Risk Management Deductible - Medical	0.0	
Risk Management Deductible - Other	0.0	
Gen Liab- Non Physical-Taxable- Self Ins	0.0	
Gross Proceeds Payments To Attorneys	0.0	
General Liability- Non-Taxable- Self Ins	0.0	
Medical Malpractice - Self-Insured	0.0	
Automobile Liability - Self Insured	0.0	
General Property Damage - Self- Insured	0.0	
Automobile Physical Damage-Self Insured	0.0	
Liability Insurance Premiums	0.0	
Property Insurance Premiums	0.0	
Workers Compensation Benefit Payments	0.0	
Self Insurance - Administrative Fees	0.0	
Self Insurance - Premiums	0.0	
Self Insurance - Claim Payments	0.0	
Self Insurance - Pharmacy Claims	0.0	
Premium Tax On Altcs	0.0	

Program Expenditure Schedule

Agency:	Corporation Commission
Program:	Utilities

	FY 2018 Actual	FY 2019 Expd. Plan
Other Insurance-Related Charges	0.0	
Internal Service Data Processing	2.4	
Internal Service Data Proc- Pc/Lan	0.0	
External Programming-Mainframe/Legacy	0.0	
External Programming- Pc/Lan/Serv/Web	0.0	
External Data Entry	0.0	
Othr External Data Proc-Mainframe/Legacy	0.0	
Othr External Data Proc-Pc/Lan/Serv/Web	0.0	
Pmt for AFIS Development & Usage	0.0	
Internal Service Telecommunications	0.0	
External Telecom Long Distance-In-State	36.6	
External Telecom Long Distance-Out-State	0.0	
Other External Telecommunication Service	0.2	
Electricity	0.0	
Sanitation Waste Disposal	0.0	
Water	0.0	
Gas And Fuel Oil For Buildings	0.0	
Other Utilities	0.0	
Building Rent Charges To State Agencies	196.2	
Priv Lease To Own Bld Rent Chrgs To Agy	0.0	
Cert Of Part Bld Rent Chrgs To Agy	0.0	
Rental Of Land And Buildings	0.0	
Rental Of Computer Equipment	0.0	
Rental Of Other Machinery And Equipment	0.0	
Miscellaneous Rent	2.3	
Interest On Overdue Payments	0.0	
All Other Interest Payments	0.0	
Internal Acct/Budg/Financial Svcs	0.0	
Other Internal Services	0.0	
Repair And Maintenance - Buildings	1.2	
Repair And Maintenance - Vehicles	0.0	
Repair And Maint - Mainframe And Legacy	0.0	
Repair And Maint-Pc/Lan/Serv/Web	0.3	
Repair And Maintenance - Other Equipment	16.9	
Other Repair And Maintenance	0.6	
Software Support And Maintenance	7.1	
Uniforms	0.1	
Inmate Clothing	0.0	
Security Supplies	0.0	
Office Supplies	12.9	
Computer Supplies	1.9	
Housekeeping Supplies	0.0	
Bedding And Bath Supplies	0.0	
Drugs And Medicine Supplies	0.0	
Medical Supplies	0.0	
Dental Supplies	0.0	
Automotive And Transportation Fuels	0.0	
Automotive Lubricants And Supplies	0.0	
Rpr And Maint Supplies-Not Auto Or Build	0.0	
Repair And Maintenance Supplies-Building	0.0	
Other Operating Supplies	7.2	

Program Expenditure Schedule

Agency:	Corporation Commission
Program:	Utilities

	FY 2018 Actual	FY 2019 Expd. Plan
Publications	0.0	
Aggregate Withheld Or Paid Commissions	0.0	
Lottery Prizes	0.0	
Lottery Distribution Costs	0.0	
Material for Further Processing	0.0	
Other Resale Supplies	0.0	
Loss On Sales Of Capital Assets	0.0	
Loss on Sales of Investments	0.0	
Employee Tuition Reimbursement-Graduate	0.0	
Employee Tuition Reimb Under-Grad/Other	0.0	
Conference Registration-Attendance Fees	15.1	
Other Education And Training Costs	0.0	
Advertising	0.0	
Sponsorships	0.0	
Internal Printing	0.0	
External Printing	0.0	
Photography	0.0	
Postage And Delivery	8.3	
Document shredding and Destruction Services	0.0	
Translation and Sign Language Services	0.0	
Distribution To State Universities	0.0	
Other Intrastate Distributions	0.0	
Awards	0.0	
Entertainment And Promotional Items	0.0	
Dues	30.5	
Books- Subscriptions And Publications	6.1	
Costs For Digital Image Or Microfilm	0.0	
Revolving Fund Advances	0.0	
Credit Card Fees Over Approved Limit	0.0	
Relief Bill Expenditures	0.0	
Surplus Property Distr To State Agencies	0.0	
Security Services	0.0	
Judgments - Damages	0.0	
ICA Payments to Claimants Confidential	0.0	
Jdgmnt-Confidential Restitution To Indiv	0.0	
Judgments - Non-Confidential Restitution	0.6	
Judgments - Punitive And Compensatory	0.0	
Pmts Made to Resolve/Disputes/Avoid Costs of Litigation	0.0	
Pmts For Contracted State Inmate Labor	0.0	
Payments To State Inmates	0.0	
Bad Debt Expense	0.0	
Interview Expense	0.0	
Employee Relocations-Nontaxable	0.0	
Employee Relocations-Taxable	0.0	
Non-Confidential Invest/Legal/Law Enf	0.0	
Conf/Sensitive Invest/Legal/Undercover	0.0	
Fingerprinting, Background Checks, Etc.	0.0	
Other Miscellaneous Operating	0.4	

Program Expenditure Schedule

Agency:	Corporation Commission
Program:	Utilities

	FY 2018 Actual	FY 2019 Expd. Plan
Expenditure Category Total	346.9	306.1
Appropriated		
2172-A Utility Regulation Revolving (Appropriated)	346.9	306.1
	346.9	306.1
Fund Source Total	346.9	306.1
Current Year Expenditures		0.0
Capital Equipment Budget And Approp	0.0	
Vehicles Capital Purchase	0.0	
Vehicles Capital Leases	0.0	
Furniture Capital Purchase	0.0	
Depreciable Works Of Art & Hist Treas/Coll Capital Purcha	0.0	
Non Depr Works Of Art & Hist Treas/Coll Cap Purchase	0.0	
Furniture Capital Leases	0.0	
Computer Equipment Capital Purchase	0.0	
Computer Equipment Capital Lease	0.0	
Telecommunication Equip-Capital Purchase	0.0	
Telecommunication Equip-Capital Lease	0.0	
Other Equipment Capital Purchase	2.8	
Other Equipment Capital Leases	0.0	
Purchased Or Licensed Software-Website	0.0	
Internally Generated Software-Website	0.0	
Development in Progress	0.0	
Right-Of-Way/Easement/Extraction Rights	0.0	
Oth Int Assets purchased, licensed or internally generate	0.0	
Other intangible assets acquired by capital lease	0.0	
Other Capital Asset Purchases	0.0	
Leasehold Improvement-Capital Purchase	0.0	
Other Capital Asset Leases	0.0	
Non-Capital Equip Budget And Approp	0.0	
Vehicles Non-Capital Purchase	0.0	
Vehicles Non-Capital Leases	0.0	
Furniture Non-Capital Purchase	2.2	
Works Of Art And Hist Treas-Non Capital	0.0	
Furniture Non-Capital Leases	0.0	
Computer Equipment Non-Capital Purchase	0.0	
Computer Equipment Non-Capital Lease	0.0	
Telecomm Equip Non-Capital Purchase	0.0	
Telecomm Equip Non-Capital Leases	0.0	
Other Equipment Non-Capital Purchase	0.0	
Weapons Non-Capital Purchase	0.0	
Other Equipment Non-Capital Lease	0.0	
Purchased Or Licensed Software/Website	0.0	
Internally Generated Software/Website	0.0	
LICENSES AND PERMITS	0.0	
Right-Of-Way/Easement/Extraction Exp	0.0	
Other Intangible Assets - Purchased, Licensed or Internall	0.0	
Noncapital Software/Web By Capital Lease	0.0	
Other Intangible Assets Acquired by Capital Lease	0.0	
Other Long Lived Tangible Assets to be Expenses	0.0	
Non-Capital Equipment Excluded from Cost Allocation	0.0	

Program Expenditure Schedule

Agency:	Corporation Commission
Program:	Utilities

	FY 2018 Actual	FY 2019 Expd. Plan
Expenditure Category Total	5.0	0.0
Appropriated		
2172-A Utility Regulation Revolving (Appropriated)	5.0	0.0
Fund Source Total	5.0	0.0
Capital Outlay		
Expenditure Category Total	0.0	0.0
Debt Service		
Expenditure Category Total	0.0	0.0
Cost Allocation		
Expenditure Category Total	0.0	0.0
Transfers		
Expenditure Category Total	9.5	0.0
Appropriated		
2172-A Utility Regulation Revolving (Appropriated)	9.5	0.0
Fund Source Total	9.5	0.0

Employee Retirement Coverage			
Retirement System	FTE	Personal Services	Fund#
Arizona State Retirement System	67.0	3,800.0	2172-A
Combined Regular & Elected Positions At/Above FICA Maximum of \$127,200			
Total FTE	Personal Services	FTE's not eligible for Health, Dental & Life	
0.0	0.0	0.0	

Program Expenditure Schedule

Agency:	Corporation Commission
Program:	SLI Utility Audits, Studies, Investigations, and Hearings

	FY 2018 Actual	FY 2019 Expd. Plan
FTE	0.0	0.0
Expenditure Category Total	0.0	0.0
Personal Services	0.0	0.0
Boards and Commissions	0.0	0.0
Expenditure Category Total	0.0	0.0
Employee Related Expenses	0.0	0.0
Expenditure Category Total	0.0	0.0
Professional and Outside Services		380.0
External Prof/Outside Serv Budg And Appn	0.0	
External Investment Services	0.0	
Other External Financial Services	0.0	
Attorney General Legal Services	0.0	
External Legal Services	0.0	
External Engineer/Architect Cost - Exp	0.0	
External Engineer/Architect Cost- Cap	0.0	
Other Design	0.0	
Temporary Agency Services	0.0	
Hospital Services	0.0	
Other Medical Services	0.0	
Institutional Care	0.0	
Education And Training	0.0	
Vendor Travel	0.0	
Professional & Outside Services Excluded from Cost Alloca	0.0	
Vendor Travel - Non Reportable	0.0	
External Telecom Consulting Services	0.0	
Costs related to those in custody of the State	0.0	
Non - Confidential Specialist Fees	0.0	
Confidential Specialist Fees	0.0	
Outside Actuarial Costs	0.0	
Other Professional And Outside Services	0.0	
Expenditure Category Total	0.0	380.0
Appropriated		
2172-A Utility Regulation Revolving (Appropriated)	0.0	380.0
Fund Source Total	0.0	380.0
Travel In-State	0.0	0.0
Expenditure Category Total	0.0	0.0
Travel Out of State	0.0	0.0
Expenditure Category Total	0.0	0.0
Food	0.0	0.0
Expenditure Category Total	0.0	0.0

Program Expenditure Schedule

Agency:	Corporation Commission
Program:	SLI Utility Audits, Studies, Investigations, and Hearings

	FY 2018 Actual	FY 2019 Expd. Plan
Aid to Organizations and Individuals	0.0	0.0
Expenditure Category Total	0.0	0.0
<hr/>		
Other Operating Expenses		0.0
Other Operating Expenditures Budg Approp	0.0	
Other Operating Expenditures Excluded from Cost Allocati	0.0	
Risk Management Charges To State Agency	0.0	
Risk Management Deductible - Indemnity	0.0	
Risk Management Deductible - Legal	0.0	
Risk Management Deductible - Medical	0.0	
Risk Management Deductible - Other	0.0	
Gen Liab- Non Physical-Taxable- Self Ins	0.0	
Gross Proceeds Payments To Attorneys	0.0	
General Liability- Non-Taxable- Self Ins	0.0	
Medical Malpractice - Self-Insured	0.0	
Automobile Liability - Self Insured	0.0	
General Property Damage - Self- Insured	0.0	
Automobile Physical Damage-Self Insured	0.0	
Liability Insurance Premiums	0.0	
Property Insurance Premiums	0.0	
Workers Compensation Benefit Payments	0.0	
Self Insurance - Administrative Fees	0.0	
Self Insurance - Premiums	0.0	
Self Insurance - Claim Payments	0.0	
Self Insurance - Pharmacy Claims	0.0	
Premium Tax On Altcs	0.0	
Other Insurance-Related Charges	0.0	
Internal Service Data Processing	0.0	
Internal Service Data Proc- Pc/Lan	0.0	
External Programming-Mainframe/Legacy	0.0	
External Programming- Pc/Lan/Serv/Web	0.0	
External Data Entry	0.0	
Othr External Data Proc-Mainframe/Legacy	0.0	
Othr External Data Proc-Pc/Lan/Serv/Web	0.0	
Pmt for AFIS Development & Usage	0.0	
Internal Service Telecommunications	0.0	
External Telecom Long Distance-In-State	0.0	
External Telecom Long Distance-Out-State	0.0	
Other External Telecommunication Service	0.0	
Electricity	0.0	
Sanitation Waste Disposal	0.0	
Water	0.0	
Gas And Fuel Oil For Buildings	0.0	
Other Utilities	0.0	
Building Rent Charges To State Agencies	0.0	
Priv Lease To Own Bld Rent Chrgs To Agy	0.0	
Cert Of Part Bld Rent Chrgs To Agy	0.0	
Rental Of Land And Buildings	0.0	
Rental Of Computer Equipment	0.0	
Rental Of Other Machinery And Equipment	0.0	

Program Expenditure Schedule

Agency:	Corporation Commission
Program:	SLI Utility Audits, Studies, Investigations, and Hearings

	FY 2018 Actual	FY 2019 Expd. Plan
Miscellaneous Rent	0.0	
Interest On Overdue Payments	0.0	
All Other Interest Payments	0.0	
Internal Acct/Budg/Financial Svcs	0.0	
Other Internal Services	0.0	
Repair And Maintenance - Buildings	0.0	
Repair And Maintenance - Vehicles	0.0	
Repair And Maint - Mainframe And Legacy	0.0	
Repair And Maint-Pc/Lan/Serv/Web	0.0	
Repair And Maintenance - Other Equipment	0.0	
Other Repair And Maintenance	0.0	
Software Support And Maintenance	0.0	
Uniforms	0.0	
Inmate Clothing	0.0	
Security Supplies	0.0	
Office Supplies	0.0	
Computer Supplies	0.0	
Housekeeping Supplies	0.0	
Bedding And Bath Supplies	0.0	
Drugs And Medicine Supplies	0.0	
Medical Supplies	0.0	
Dental Supplies	0.0	
Automotive And Transportation Fuels	0.0	
Automotive Lubricants And Supplies	0.0	
Rpr And Maint Supplies-Not Auto Or Build	0.0	
Repair And Maintenance Supplies-Building	0.0	
Other Operating Supplies	0.0	
Publications	0.0	
Aggregate Withheld Or Paid Commissions	0.0	
Lottery Prizes	0.0	
Lottery Distribution Costs	0.0	
Material for Further Processing	0.0	
Other Resale Supplies	0.0	
Loss On Sales Of Capital Assets	0.0	
Loss on Sales of Investments	0.0	
Employee Tuition Reimbursement-Graduate	0.0	
Employee Tuition Reimb Under-Grad/Other	0.0	
Conference Registration-Attendance Fees	0.0	
Other Education And Training Costs	0.0	
Advertising	0.0	
Sponsorships	0.0	
Internal Printing	0.0	
External Printing	0.0	
Photography	0.0	
Postage And Delivery	0.0	
Document shredding and Destruction Services	0.0	
Translation and Sign Language Services	0.0	
Distribution To State Universities	0.0	
Other Intrastate Distributions	0.0	
Awards	0.0	
Entertainment And Promotional Items	0.0	

Program Expenditure Schedule

Agency:	Corporation Commission
Program:	SLI Utility Audits, Studies, Investigations, and Hearings

	FY 2018 Actual	FY 2019 Expd. Plan
Dues	0.0	
Books- Subscriptions And Publications	0.0	
Costs For Digital Image Or Microfilm	0.0	
Revolving Fund Advances	0.0	
Credit Card Fees Over Approved Limit	0.0	
Relief Bill Expenditures	0.0	
Surplus Property Distr To State Agencies	0.0	
Security Services	0.0	
Judgments - Damages	0.0	
ICA Payments to Claimants Confidential	0.0	
Jdgmnt-Confidential Restitution To Indiv	0.0	
Judgments - Non-Confidential Restitution	0.0	
Judgments - Punitive And Compensatory	0.0	
Pmts Made to Resolve/Disputes/Avoid Costs of Litigation	0.0	
Pmts For Contracted State Inmate Labor	0.0	
Payments To State Inmates	0.0	
Bad Debt Expense	0.0	
Interview Expense	0.0	
Employee Relocations-Nontaxable	0.0	
Employee Relocations-Taxable	0.0	
Non-Confidential Invest/Legal/Law Enf	0.0	
Conf/Sensitive Invest/Legal/Undercover	0.0	
Fingerprinting, Background Checks, Etc.	0.0	
Other Miscellaneous Operating	0.0	
Expenditure Category Total	0.0	0.0

Current Year Expenditures		0.0
Capital Equipment Budget And Approp	0.0	
Vehicles Capital Purchase	0.0	
Vehicles Capital Leases	0.0	
Furniture Capital Purchase	0.0	
Depreciable Works Of Art & Hist Treas/Coll Capital Purcha	0.0	
Non Depr Works Of Art & Hist Treas/Coll Cap Purchase	0.0	
Furniture Capital Leases	0.0	
Computer Equipment Capital Purchase	0.0	
Computer Equipment Capital Lease	0.0	
Telecommunication Equip-Capital Purchase	0.0	
Telecommunication Equip-Capital Lease	0.0	
Other Equipment Capital Purchase	0.0	
Other Equipment Capital Leases	0.0	
Purchased Or Licensed Software-Website	0.0	
Internally Generated Software-Website	0.0	
Development in Progress	0.0	
Right-Of-Way/Easement/Extraction Rights	0.0	
Oth Int Assets purchased, licensed or internally generate	0.0	
Other intangible assets acquired by capital lease	0.0	
Other Capital Asset Purchases	0.0	
Leasehold Improvement-Capital Purchase	0.0	
Other Capital Asset Leases	0.0	
Non-Capital Equip Budget And Approp	0.0	

Program Expenditure Schedule

Agency:	Corporation Commission
Program:	SLI Utility Audits, Studies, Investigations, and Hearings

	FY 2018 Actual	FY 2019 Expd. Plan
Vehicles Non-Capital Purchase	0.0	
Vehicles Non-Capital Leases	0.0	
Furniture Non-Capital Purchase	0.0	
Works Of Art And Hist Treas-Non Capital	0.0	
Furniture Non-Capital Leases	0.0	
Computer Equipment Non-Capital Purchase	0.0	
Computer Equipment Non-Capital Lease	0.0	
Telecomm Equip Non-Capital Purchase	0.0	
Telecomm Equip Non-Capital Leases	0.0	
Other Equipment Non-Capital Purchase	0.0	
Weapons Non-Capital Purchase	0.0	
Other Equipment Non-Capital Lease	0.0	
Purchased Or Licensed Software/Website	0.0	
Internally Generated Software/Website	0.0	
LICENSES AND PERMITS	0.0	
Right-Of-Way/Easement/Extraction Exp	0.0	
Other Intangible Assets - Purchased, Licensed or Internall	0.0	
Noncapital Software/Web By Capital Lease	0.0	
Other Intangible Assets Acquired by Capital Lease	0.0	
Other Long Lived Tangible Assets to be Expenses	0.0	
Non-Capital Equipment Excluded from Cost Allocation	0.0	
Expenditure Category Total	0.0	0.0
<hr/>		
Capital Outlay	0.0	0.0
Expenditure Category Total	0.0	0.0
<hr/>		
Debt Service	0.0	0.0
Expenditure Category Total	0.0	0.0
<hr/>		
Cost Allocation	0.0	0.0
Expenditure Category Total	0.0	0.0
<hr/>		
Transfers	0.0	0.0
Expenditure Category Total	0.0	0.0
<hr/>		

Program Expenditure Schedule

Agency:	Corporation Commission
Program:	Legal

	FY 2018 Actual	FY 2019 Expd. Plan
FTE	17.5	17.5
Expenditure Category Total	17.5	17.5
Appropriated		
2172-A Utility Regulation Revolving (Appropriated)	17.5	17.5
Fund Source Total	17.5	17.5
Personal Services	1,212.8	1,366.9
Boards and Commissions	0.0	0.0
Expenditure Category Total	1,212.8	1,366.9
Appropriated		
2172-A Utility Regulation Revolving (Appropriated)	1,212.8	1,366.9
Fund Source Total	1,212.8	1,366.9
Employee Related Expenses	398.2	453.3
Expenditure Category Total	398.2	453.3
Appropriated		
2172-A Utility Regulation Revolving (Appropriated)	398.2	453.3
Fund Source Total	398.2	453.3
Professional and Outside Services		20.0
External Prof/Outside Serv Budg And Appn	0.0	
External Investment Services	0.0	
Other External Financial Services	0.0	
Attorney General Legal Services	0.0	
External Legal Services	37.6	
External Engineer/Architect Cost - Exp	0.0	
External Engineer/Architect Cost- Cap	0.0	
Other Design	0.0	
Temporary Agency Services	0.0	
Hospital Services	0.0	
Other Medical Services	0.0	
Institutional Care	0.0	
Education And Training	0.0	
Vendor Travel	0.0	
Professional & Outside Services Excluded from Cost Alloca	0.0	
Vendor Travel - Non Reportable	0.0	
External Telecom Consulting Services	0.0	
Costs related to those in custody of the State	0.0	
Non - Confidential Specialist Fees	0.0	
Confidential Specialist Fees	0.0	
Outside Actuarial Costs	0.0	
Other Professional And Outside Services	0.0	

Program Expenditure Schedule

Agency:	Corporation Commission
Program:	Legal

	FY 2018 Actual	FY 2019 Expd. Plan
Expenditure Category Total	37.6	20.0
Appropriated		
2172-A Utility Regulation Revolving (Appropriated)	37.6	20.0
Fund Source Total	37.6	20.0
Travel In-State	2.1	5.0
Expenditure Category Total	2.1	5.0
Appropriated		
2172-A Utility Regulation Revolving (Appropriated)	2.1	5.0
Fund Source Total	2.1	5.0
Travel Out of State	5.4	7.5
Expenditure Category Total	5.4	7.5
Appropriated		
2172-A Utility Regulation Revolving (Appropriated)	5.4	7.5
Fund Source Total	5.4	7.5
Food	0.0	0.0
Expenditure Category Total	0.0	0.0
Aid to Organizations and Individuals	0.0	0.0
Expenditure Category Total	0.0	0.0
Other Operating Expenses		122.5
Other Operating Expenditures Budg Approp	0.0	
Other Operating Expenditures Excluded from Cost Allocati	0.0	
Risk Management Charges To State Agency	0.0	
Risk Management Deductible - Indemnity	0.0	
Risk Management Deductible - Legal	0.0	
Risk Management Deductible - Medical	0.0	
Risk Management Deductible - Other	0.0	
Gen Liab- Non Physical-Taxable- Self Ins	0.0	
Gross Proceeds Payments To Attorneys	0.0	
General Liability- Non-Taxable- Self Ins	0.0	
Medical Malpractice - Self-Insured	0.0	
Automobile Liability - Self Insured	0.0	
General Property Damage - Self- Insured	0.0	
Automobile Physical Damage-Self Insured	0.0	
Liability Insurance Premiums	0.0	
Property Insurance Premiums	0.0	
Workers Compensation Benefit Payments	0.0	
Self Insurance - Administrative Fees	0.0	
Self Insurance - Premiums	0.0	
Self Insurance - Claim Payments	0.0	
Self Insurance - Pharmacy Claims	0.0	
Premium Tax On Altcs	0.0	

Program Expenditure Schedule

Agency:	Corporation Commission
Program:	Legal

	FY 2018 Actual	FY 2019 Expd. Plan
Other Insurance-Related Charges	0.0	
Internal Service Data Processing	0.8	
Internal Service Data Proc- Pc/Lan	0.0	
External Programming-Mainframe/Legacy	0.0	
External Programming- Pc/Lan/Serv/Web	0.0	
External Data Entry	0.0	
Othr External Data Proc-Mainframe/Legacy	0.0	
Othr External Data Proc-Pc/Lan/Serv/Web	0.0	
Pmt for AFIS Development & Usage	0.0	
Internal Service Telecommunications	0.0	
External Telecom Long Distance-In-State	9.7	
External Telecom Long Distance-Out-State	0.0	
Other External Telecommunication Service	0.5	
Electricity	0.0	
Sanitation Waste Disposal	0.0	
Water	0.0	
Gas And Fuel Oil For Buildings	0.0	
Other Utilities	0.0	
Building Rent Charges To State Agencies	74.9	
Priv Lease To Own Bld Rent Chrgs To Agy	0.0	
Cert Of Part Bld Rent Chrgs To Agy	0.0	
Rental Of Land And Buildings	0.0	
Rental Of Computer Equipment	0.0	
Rental Of Other Machinery And Equipment	0.0	
Miscellaneous Rent	0.0	
Interest On Overdue Payments	0.0	
All Other Interest Payments	0.0	
Internal Acct/Budg/Financial Svcs	0.0	
Other Internal Services	0.0	
Repair And Maintenance - Buildings	0.5	
Repair And Maintenance - Vehicles	0.0	
Repair And Maint - Mainframe And Legacy	0.0	
Repair And Maint-Pc/Lan/Serv/Web	0.0	
Repair And Maintenance - Other Equipment	2.7	
Other Repair And Maintenance	2.0	
Software Support And Maintenance	0.0	
Uniforms	0.0	
Inmate Clothing	0.0	
Security Supplies	0.0	
Office Supplies	7.6	
Computer Supplies	3.3	
Housekeeping Supplies	0.0	
Bedding And Bath Supplies	0.0	
Drugs And Medicine Supplies	0.0	
Medical Supplies	0.0	
Dental Supplies	0.0	
Automotive And Transportation Fuels	0.0	
Automotive Lubricants And Supplies	0.0	
Rpr And Maint Supplies-Not Auto Or Build	0.0	
Repair And Maintenance Supplies-Building	0.0	
Other Operating Supplies	4.1	

Program Expenditure Schedule

Agency:	Corporation Commission
Program:	Legal

	FY 2018 Actual	FY 2019 Expd. Plan
Publications	0.0	
Aggregate Withheld Or Paid Commissions	0.0	
Lottery Prizes	0.0	
Lottery Distribution Costs	0.0	
Material for Further Processing	0.0	
Other Resale Supplies	0.0	
Loss On Sales Of Capital Assets	0.0	
Loss on Sales of Investments	0.0	
Employee Tuition Reimbursement-Graduate	0.0	
Employee Tuition Reimb Under-Grad/Other	0.0	
Conference Registration-Attendance Fees	10.1	
Other Education And Training Costs	0.0	
Advertising	0.0	
Sponsorships	0.0	
Internal Printing	0.0	
External Printing	0.0	
Photography	0.0	
Postage And Delivery	2.0	
Document shredding and Destruction Services	0.0	
Translation and Sign Language Services	0.0	
Distribution To State Universities	0.0	
Other Intrastate Distributions	0.0	
Awards	0.0	
Entertainment And Promotional Items	0.0	
Dues	6.1	
Books- Subscriptions And Publications	11.1	
Costs For Digital Image Or Microfilm	0.0	
Revolving Fund Advances	0.0	
Credit Card Fees Over Approved Limit	0.0	
Relief Bill Expenditures	0.0	
Surplus Property Distr To State Agencies	0.0	
Security Services	0.0	
Judgments - Damages	0.0	
ICA Payments to Claimants Confidential	0.0	
Jdgmnt-Confidential Restitution To Indiv	0.0	
Judgments - Non-Confidential Restitution	0.0	
Judgments - Punitive And Compensatory	0.0	
Pmts Made to Resolve/Disputes/Avoid Costs of Litigation	0.0	
Pmts For Contracted State Inmate Labor	0.0	
Payments To State Inmates	0.0	
Bad Debt Expense	0.0	
Interview Expense	0.0	
Employee Relocations-Nontaxable	0.0	
Employee Relocations-Taxable	0.0	
Non-Confidential Invest/Legal/Law Enf	0.0	
Conf/Sensitive Invest/Legal/Undercover	0.0	
Fingerprinting, Background Checks, Etc.	0.0	
Other Miscellaneous Operating	0.7	

Program Expenditure Schedule

Agency:	Corporation Commission
Program:	Legal

	<u>FY 2018 Actual</u>	<u>FY 2019 Expd. Plan</u>
Expenditure Category Total	136.1	122.5
Appropriated		
2172-A Utility Regulation Revolving (Appropriated)	136.1	122.5
	<u>136.1</u>	<u>122.5</u>
Fund Source Total	136.1	122.5
Current Year Expenditures		0.0
Capital Equipment Budget And Approp	0.0	
Vehicles Capital Purchase	0.0	
Vehicles Capital Leases	0.0	
Furniture Capital Purchase	0.0	
Depreciable Works Of Art & Hist Treas/Coll Capital Purcha	0.0	
Non Depr Works Of Art & Hist Treas/Coll Cap Purchase	0.0	
Furniture Capital Leases	0.0	
Computer Equipment Capital Purchase	0.0	
Computer Equipment Capital Lease	0.0	
Telecommunication Equip-Capital Purchase	0.0	
Telecommunication Equip-Capital Lease	0.0	
Other Equipment Capital Purchase	0.0	
Other Equipment Capital Leases	0.0	
Purchased Or Licensed Software-Website	0.0	
Internally Generated Software-Website	0.0	
Development in Progress	0.0	
Right-Of-Way/Easement/Extraction Rights	0.0	
Oth Int Assets purchased, licensed or internally generate	0.0	
Other intangible assets acquired by capital lease	0.0	
Other Capital Asset Purchases	0.0	
Leasehold Improvement-Capital Purchase	0.0	
Other Capital Asset Leases	0.0	
Non-Capital Equip Budget And Approp	0.0	
Vehicles Non-Capital Purchase	0.0	
Vehicles Non-Capital Leases	0.0	
Furniture Non-Capital Purchase	0.0	
Works Of Art And Hist Treas-Non Capital	0.0	
Furniture Non-Capital Leases	0.0	
Computer Equipment Non-Capital Purchase	0.0	
Computer Equipment Non-Capital Lease	0.0	
Telecomm Equip Non-Capital Purchase	0.0	
Telecomm Equip Non-Capital Leases	0.0	
Other Equipment Non-Capital Purchase	0.0	
Weapons Non-Capital Purchase	0.0	
Other Equipment Non-Capital Lease	0.0	
Purchased Or Licensed Software/Website	0.0	
Internally Generated Software/Website	0.0	
LICENSES AND PERMITS	0.0	
Right-Of-Way/Easement/Extraction Exp	0.0	
Other Intangible Assets - Purchased, Licensed or Internall	0.0	
Noncapital Software/Web By Capital Lease	0.0	
Other Intangible Assets Acquired by Capital Lease	0.0	
Other Long Lived Tangible Assets to be Expenses	0.0	
Non-Capital Equipment Excluded from Cost Allocation	0.0	

Program Expenditure Schedule

Agency:	Corporation Commission
Program:	Legal

		FY 2018 Actual	FY 2019 Expd. Plan
	Expenditure Category Total	0.0	0.0
Capital Outlay		0.0	0.0
	Expenditure Category Total	0.0	0.0
Debt Service		0.0	0.0
	Expenditure Category Total	0.0	0.0
Cost Allocation		0.0	0.0
	Expenditure Category Total	0.0	0.0
Transfers		0.3	0.0
	Expenditure Category Total	0.3	0.0
Appropriated			
2172-A Utility Regulation Revolving (Appropriated)		0.3	0.0
		0.3	0.0
	Fund Source Total	0.3	0.0

Employee Retirement Coverage			
Retirement System	FTE	Personal Services	Fund#
Arizona State Retirement System	17.5	1,366.9	2172-A

Combined Regular & Elected Positions At/Above FICA Maximum of \$127,200

Total FTE	Personal Services	FTE's not eligible for Health, Dental & Life
0.0	0.0	0.0

Program Expenditure Schedule

Agency:	Corporation Commission
Program:	Information Technology

	FY 2018 Actual	FY 2019 Expd. Plan
FTE	18.0	18.0
Expenditure Category Total	18.0	18.0
Appropriated		
2172-A Utility Regulation Revolving (Appropriated)	6.0	6.0
2333-A Public Access Fund (Appropriated)	12.0	12.0
Fund Source Total	18.0	18.0
<hr/>		
Personal Services	1,250.5	1,275.0
Boards and Commissions	0.0	0.0
Expenditure Category Total	1,250.5	1,275.0
Appropriated		
2172-A Utility Regulation Revolving (Appropriated)	368.2	415.2
2333-A Public Access Fund (Appropriated)	882.3	859.8
Fund Source Total	1,250.5	1,275.0
<hr/>		
Employee Related Expenses	460.2	516.9
Expenditure Category Total	460.2	516.9
Appropriated		
2172-A Utility Regulation Revolving (Appropriated)	130.5	167.1
2333-A Public Access Fund (Appropriated)	329.7	349.8
Fund Source Total	460.2	516.9
<hr/>		
Professional and Outside Services		0.0
External Prof/Outside Serv Budg And Appn	0.0	
External Investment Services	0.0	
Other External Financial Services	0.0	
Attorney General Legal Services	0.0	
External Legal Services	0.0	
External Engineer/Architect Cost - Exp	0.0	
External Engineer/Architect Cost- Cap	0.0	
Other Design	0.0	
Temporary Agency Services	0.0	
Hospital Services	0.0	
Other Medical Services	0.0	
Institutional Care	0.0	
Education And Training	0.0	
Vendor Travel	0.0	
Professional & Outside Services Excluded from Cost Alloca	0.0	
Vendor Travel - Non Reportable	0.0	
External Telecom Consulting Services	0.0	
Costs related to those in custody of the State	0.0	
Non - Confidential Specialist Fees	0.0	
Confidential Specialist Fees	0.0	
Outside Actuarial Costs	0.0	
Other Professional And Outside Services	0.0	
Expenditure Category Total	0.0	0.0

Program Expenditure Schedule

Agency:	Corporation Commission
Program:	Information Technology

	FY 2018 Actual	FY 2019 Expd. Plan
Travel In-State	0.0	0.0
Expenditure Category Total	0.0	0.0
Travel Out of State	0.0	0.0
Expenditure Category Total	0.0	0.0
Food	0.0	0.0
Expenditure Category Total	0.0	0.0
Aid to Organizations and Individuals	0.0	0.0
Expenditure Category Total	0.0	0.0
Other Operating Expenses		572.7
Other Operating Expenditures Budg Approp	0.0	
Other Operating Expenditures Excluded from Cost Allocati	0.0	
Risk Management Charges To State Agency	0.0	
Risk Management Deductible - Indemnity	0.0	
Risk Management Deductible - Legal	0.0	
Risk Management Deductible - Medical	0.0	
Risk Management Deductible - Other	0.0	
Gen Liab- Non Physical-Taxable- Self Ins	0.0	
Gross Proceeds Payments To Attorneys	0.0	
General Liability- Non-Taxable- Self Ins	0.0	
Medical Malpractice - Self-Insured	0.0	
Automobile Liability - Self Insured	0.0	
General Property Damage - Self- Insured	0.0	
Automobile Physical Damage-Self Insured	0.0	
Liability Insurance Premiums	0.0	
Property Insurance Premiums	0.0	
Workers Compensation Benefit Payments	0.0	
Self Insurance - Administrative Fees	0.0	
Self Insurance - Premiums	0.0	
Self Insurance - Claim Payments	0.0	
Self Insurance - Pharmacy Claims	0.0	
Premium Tax On Altcs	0.0	
Other Insurance-Related Charges	0.0	
Internal Service Data Processing	4.6	
Internal Service Data Proc- Pc/Lan	0.0	
External Programming-Mainframe/Legacy	108.9	
External Programming- Pc/Lan/Serv/Web	0.0	
External Data Entry	0.0	
Othr External Data Proc-Mainframe/Legacy	0.0	
Othr External Data Proc-Pc/Lan/Serv/Web	0.0	
Pmt for AFIS Development & Usage	0.0	
Internal Service Telecommunications	0.0	
External Telecom Long Distance-In-State	19.3	
External Telecom Long Distance-Out-State	0.0	
Other External Telecommunication Service	0.3	
Electricity	0.0	

Program Expenditure Schedule

Agency:	Corporation Commission
Program:	Information Technology

	FY 2018 Actual	FY 2019 Expd. Plan
Sanitation Waste Disposal	0.0	
Water	0.0	
Gas And Fuel Oil For Buildings	0.0	
Other Utilities	0.0	
Building Rent Charges To State Agencies	102.0	
Priv Lease To Own Bld Rent Chrgs To Agy	0.0	
Cert Of Part Bld Rent Chrgs To Agy	0.0	
Rental Of Land And Buildings	0.0	
Rental Of Computer Equipment	0.0	
Rental Of Other Machinery And Equipment	0.0	
Miscellaneous Rent	0.0	
Interest On Overdue Payments	0.0	
All Other Interest Payments	0.0	
Internal Acct/Budg/Financial Svcs	0.0	
Other Internal Services	0.0	
Repair And Maintenance - Buildings	0.6	
Repair And Maintenance - Vehicles	0.0	
Repair And Maint - Mainframe And Legacy	5.0	
Repair And Maint-Pc/Lan/Serv/Web	0.0	
Repair And Maintenance - Other Equipment	4.8	
Other Repair And Maintenance	0.0	
Software Support And Maintenance	246.9	
Uniforms	0.0	
Inmate Clothing	0.0	
Security Supplies	0.0	
Office Supplies	0.7	
Computer Supplies	5.0	
Housekeeping Supplies	0.0	
Bedding And Bath Supplies	0.0	
Drugs And Medicine Supplies	0.0	
Medical Supplies	0.0	
Dental Supplies	0.0	
Automotive And Transportation Fuels	0.0	
Automotive Lubricants And Supplies	0.0	
Rpr And Maint Supplies-Not Auto Or Build	0.0	
Repair And Maintenance Supplies-Building	0.0	
Other Operating Supplies	0.9	
Publications	0.0	
Aggregate Withheld Or Paid Commissions	0.0	
Lottery Prizes	0.0	
Lottery Distribution Costs	0.0	
Material for Further Processing	0.0	
Other Resale Supplies	0.0	
Loss On Sales Of Capital Assets	0.0	
Loss on Sales of Investments	0.0	
Employee Tuition Reimbursement-Graduate	0.0	
Employee Tuition Reimb Under-Grad/Other	0.0	
Conference Registration-Attendance Fees	10.0	
Other Education And Training Costs	0.0	
Advertising	0.0	
Sponsorships	0.0	

Program Expenditure Schedule

Agency:	Corporation Commission
Program:	Information Technology

	FY 2018 Actual	FY 2019 Expd. Plan
Internal Printing	0.0	
External Printing	0.0	
Photography	0.0	
Postage And Delivery	0.0	
Document shredding and Destruction Services	0.0	
Translation and Sign Language Services	0.0	
Distribution To State Universities	0.0	
Other Intrastate Distributions	0.0	
Awards	0.0	
Entertainment And Promotional Items	0.0	
Dues	0.0	
Books- Subscriptions And Publications	0.9	
Costs For Digital Image Or Microfilm	0.0	
Revolving Fund Advances	0.0	
Credit Card Fees Over Approved Limit	0.0	
Relief Bill Expenditures	0.0	
Surplus Property Distr To State Agencies	0.0	
Security Services	0.0	
Judgments - Damages	0.0	
ICA Payments to Claimants Confidential	0.0	
Jdgmnt-Confidential Restitution To Indiv	0.0	
Judgments - Non-Confidential Restitution	0.0	
Judgments - Punitive And Compensatory	0.0	
Pmts Made to Resolve/Disputes/Avoid Costs of Litigation	0.0	
Pmts For Contracted State Inmate Labor	0.0	
Payments To State Inmates	0.0	
Bad Debt Expense	0.0	
Interview Expense	0.0	
Employee Relocations-Nontaxable	0.0	
Employee Relocations-Taxable	0.0	
Non-Confidential Invest/Legal/Law Enf	0.0	
Conf/Sensitive Invest/Legal/Undercover	0.0	
Fingerprinting, Background Checks, Etc.	0.0	
Other Miscellaneous Operating	0.3	
Expenditure Category Total	510.2	572.7
Appropriated		
2333-A Public Access Fund (Appropriated)	510.2	572.7
	510.2	572.7
Fund Source Total	510.2	572.7
Current Year Expenditures		252.0
Capital Equipment Budget And Approp	0.0	
Vehicles Capital Purchase	0.0	
Vehicles Capital Leases	0.0	
Furniture Capital Purchase	0.0	
Depreciable Works Of Art & Hist Treas/Coll Capital Purcha	0.0	
Non Depr Works Of Art & Hist Treas/Coll Cap Purchase	0.0	
Furniture Capital Leases	0.0	
Computer Equipment Capital Purchase	49.4	
Computer Equipment Capital Lease	0.0	
Telecommunication Equip-Capital Purchase	0.0	

Program Expenditure Schedule

Agency:	Corporation Commission
Program:	Information Technology

	FY 2018 Actual	FY 2019 Expd. Plan
Telecommunication Equip-Capital Lease	0.0	
Other Equipment Capital Purchase	0.0	
Other Equipment Capital Leases	0.0	
Purchased Or Licensed Software-Website	0.0	
Internally Generated Software-Website	0.0	
Development in Progress	0.0	
Right-Of-Way/Easement/Extraction Rights	0.0	
Oth Int Assets purchased, licensed or internally generate	0.0	
Other intangible assets acquired by capital lease	0.0	
Other Capital Asset Purchases	0.0	
Leasehold Improvement-Capital Purchase	0.0	
Other Capital Asset Leases	0.0	
Non-Capital Equip Budget And Approp	0.0	
Vehicles Non-Capital Purchase	0.0	
Vehicles Non-Capital Leases	0.0	
Furniture Non-Capital Purchase	0.0	
Works Of Art And Hist Treas-Non Capital	0.0	
Furniture Non-Capital Leases	0.0	
Computer Equipment Non-Capital Purchase	124.9	
Computer Equipment Non-Capital Lease	0.0	
Telecomm Equip Non-Capital Purchase	0.0	
Telecomm Equip Non-Capital Leases	0.0	
Other Equipment Non-Capital Purchase	0.0	
Weapons Non-Capital Purchase	0.0	
Other Equipment Non-Capital Lease	0.0	
Purchased Or Licensed Software/Website	27.5	
Internally Generated Software/Website	0.0	
LICENSES AND PERMITS	0.0	
Right-Of-Way/Easement/Extraction Exp	0.0	
Other Intangible Assets - Purchased, Licensed or Internall	0.0	
Noncapital Software/Web By Capital Lease	0.0	
Other Intangible Assets Acquired by Capital Lease	0.0	
Other Long Lived Tangible Assets to be Expenses	0.0	
Non-Capital Equipment Excluded from Cost Allocation	0.0	
Expenditure Category Total	201.8	252.0
Appropriated		
2333-A Public Access Fund (Appropriated)	201.8	252.0
	201.8	252.0
Fund Source Total	201.8	252.0
<hr/>		
Capital Outlay	0.0	0.0
Expenditure Category Total	0.0	0.0
<hr/>		
Debt Service	0.0	0.0
Expenditure Category Total	0.0	0.0
<hr/>		
Cost Allocation	0.0	0.0
Expenditure Category Total	0.0	0.0

Program Expenditure Schedule

Agency:	Corporation Commission
Program:	Information Technology

	FY 2018 Actual	FY 2019 Expd. Plan
Transfers	1.4	0.0
Expenditure Category Total	1.4	0.0
Appropriated		
2333-A Public Access Fund (Appropriated)	1.4	0.0
Fund Source Total	1.4	0.0

Employee Retirement Coverage			
Retirement System	FTE	Personal Services	Fund#
Arizona State Retirement System	6.0	415.2	2172-A
Arizona State Retirement System	12.0	859.8	2333-A

Combined Regular & Elected Positions At/Above FICA Maximum of \$127,200

Total FTE	Personal Services	FTE's not eligible for Health, Dental & Life
0.0	0.0	0.0

Program Expenditure Schedule

Agency:	Corporation Commission
Program:	SLI Corp. Filings, Same Day Service

	FY 2018 Actual	FY 2019 Expd. Plan
FTE	0.0	0.0
Expenditure Category Total	0.0	0.0
Personal Services	0.0	90.0
Boards and Commissions	0.0	0.0
Expenditure Category Total	0.0	90.0
Appropriated		
2333-A Public Access Fund (Appropriated)	0.0	90.0
Fund Source Total	0.0	90.0
Employee Related Expenses	0.0	26.6
Expenditure Category Total	0.0	26.6
Appropriated		
2333-A Public Access Fund (Appropriated)	0.0	26.6
Fund Source Total	0.0	26.6
Professional and Outside Services		0.0
External Prof/Outside Serv Budg And Appn	0.0	
External Investment Services	0.0	
Other External Financial Services	0.0	
Attorney General Legal Services	0.0	
External Legal Services	0.0	
External Engineer/Architect Cost - Exp	0.0	
External Engineer/Architect Cost- Cap	0.0	
Other Design	0.0	
Temporary Agency Services	0.0	
Hospital Services	0.0	
Other Medical Services	0.0	
Institutional Care	0.0	
Education And Training	0.0	
Vendor Travel	0.0	
Professional & Outside Services Excluded from Cost Alloca	0.0	
Vendor Travel - Non Reportable	0.0	
External Telecom Consulting Services	0.0	
Costs related to those in custody of the State	0.0	
Non - Confidential Specialist Fees	0.0	
Confidential Specialist Fees	0.0	
Outside Actuarial Costs	0.0	
Other Professional And Outside Services	0.0	
Expenditure Category Total	0.0	0.0
Travel In-State	0.0	0.0
Expenditure Category Total	0.0	0.0
Travel Out of State	0.0	0.0
Expenditure Category Total	0.0	0.0

Program Expenditure Schedule

Agency:	Corporation Commission
Program:	SLI Corp. Filings, Same Day Service

	FY 2018 Actual	FY 2019 Expd. Plan
Food	0.0	0.0
Expenditure Category Total	0.0	0.0
<hr/>		
Aid to Organizations and Individuals	0.0	0.0
Expenditure Category Total	0.0	0.0
<hr/>		
Other Operating Expenses		13.2
Other Operating Expenditures Budg Approp	0.0	
Other Operating Expenditures Excluded from Cost Allocati	0.0	
Risk Management Charges To State Agency	0.0	
Risk Management Deductible - Indemnity	0.0	
Risk Management Deductible - Legal	0.0	
Risk Management Deductible - Medical	0.0	
Risk Management Deductible - Other	0.0	
Gen Liab- Non Physical-Taxable- Self Ins	0.0	
Gross Proceeds Payments To Attorneys	0.0	
General Liability- Non-Taxable- Self Ins	0.0	
Medical Malpractice - Self-Insured	0.0	
Automobile Liability - Self Insured	0.0	
General Property Damage - Self- Insured	0.0	
Automobile Physical Damage-Self Insured	0.0	
Liability Insurance Premiums	0.0	
Property Insurance Premiums	0.0	
Workers Compensation Benefit Payments	0.0	
Self Insurance - Administrative Fees	0.0	
Self Insurance - Premiums	0.0	
Self Insurance - Claim Payments	0.0	
Self Insurance - Pharmacy Claims	0.0	
Premium Tax On Altcs	0.0	
Other Insurance-Related Charges	0.0	
Internal Service Data Processing	0.0	
Internal Service Data Proc- Pc/Lan	0.0	
External Programming-Mainframe/Legacy	0.0	
External Programming- Pc/Lan/Serv/Web	0.0	
External Data Entry	0.0	
Othr External Data Proc-Mainframe/Legacy	0.0	
Othr External Data Proc-Pc/Lan/Serv/Web	0.0	
Pmt for AFIS Development & Usage	0.0	
Internal Service Telecommunications	0.0	
External Telecom Long Distance-In-State	0.0	
External Telecom Long Distance-Out-State	0.0	
Other External Telecommunication Service	0.0	
Electricity	0.0	
Sanitation Waste Disposal	0.0	
Water	0.0	
Gas And Fuel Oil For Buildings	0.0	
Other Utilities	0.0	
Building Rent Charges To State Agencies	0.0	
Priv Lease To Own Bld Rent Chrgs To Agy	0.0	
Cert Of Part Bld Rent Chrgs To Agy	0.0	

Program Expenditure Schedule

Agency:	Corporation Commission
Program:	SLI Corp. Filings, Same Day Service

	FY 2018 Actual	FY 2019 Expd. Plan
Rental Of Land And Buildings	0.0	
Rental Of Computer Equipment	0.0	
Rental Of Other Machinery And Equipment	0.0	
Miscellaneous Rent	0.0	
Interest On Overdue Payments	0.0	
All Other Interest Payments	0.0	
Internal Acct/Budg/Financial Svcs	0.0	
Other Internal Services	0.0	
Repair And Maintenance - Buildings	0.0	
Repair And Maintenance - Vehicles	0.0	
Repair And Maint - Mainframe And Legacy	0.0	
Repair And Maint-Pc/Lan/Serv/Web	0.0	
Repair And Maintenance - Other Equipment	0.0	
Other Repair And Maintenance	0.0	
Software Support And Maintenance	0.0	
Uniforms	0.0	
Inmate Clothing	0.0	
Security Supplies	0.0	
Office Supplies	0.0	
Computer Supplies	0.0	
Housekeeping Supplies	0.0	
Bedding And Bath Supplies	0.0	
Drugs And Medicine Supplies	0.0	
Medical Supplies	0.0	
Dental Supplies	0.0	
Automotive And Transportation Fuels	0.0	
Automotive Lubricants And Supplies	0.0	
Rpr And Maint Supplies-Not Auto Or Build	0.0	
Repair And Maintenance Supplies-Building	0.0	
Other Operating Supplies	0.0	
Publications	0.0	
Aggregate Withheld Or Paid Commissions	0.0	
Lottery Prizes	0.0	
Lottery Distribution Costs	0.0	
Material for Further Processing	0.0	
Other Resale Supplies	0.0	
Loss On Sales Of Capital Assets	0.0	
Loss on Sales of Investments	0.0	
Employee Tuition Reimbursement-Graduate	0.0	
Employee Tuition Reimb Under-Grad/Other	0.0	
Conference Registration-Attendance Fees	0.0	
Other Education And Training Costs	0.0	
Advertising	0.0	
Sponsorships	0.0	
Internal Printing	0.0	
External Printing	0.0	
Photography	0.0	
Postage And Delivery	0.0	
Document shredding and Destruction Services	0.0	
Translation and Sign Language Services	0.0	
Distribution To State Universities	0.0	

Program Expenditure Schedule

Agency:	Corporation Commission
Program:	SLI Corp. Filings, Same Day Service

	FY 2018 Actual	FY 2019 Expd. Plan
Other Intrastate Distributions	0.0	
Awards	0.0	
Entertainment And Promotional Items	0.0	
Dues	0.0	
Books- Subscriptions And Publications	0.0	
Costs For Digital Image Or Microfilm	0.0	
Revolving Fund Advances	0.0	
Credit Card Fees Over Approved Limit	0.0	
Relief Bill Expenditures	0.0	
Surplus Property Distr To State Agencies	0.0	
Security Services	0.0	
Judgments - Damages	0.0	
ICA Payments to Claimants Confidential	0.0	
Jdgmnt-Confidential Restitution To Indiv	0.0	
Judgments - Non-Confidential Restitution	0.0	
Judgments - Punitive And Compensatory	0.0	
Pmts Made to Resolve/Disputes/Avoid Costs of Litigation	0.0	
Pmts For Contracted State Inmate Labor	0.0	
Payments To State Inmates	0.0	
Bad Debt Expense	0.0	
Interview Expense	0.0	
Employee Relocations-Nontaxable	0.0	
Employee Relocations-Taxable	0.0	
Non-Confidential Invest/Legal/Law Enf	0.0	
Conf/Sensitive Invest/Legal/Undercover	0.0	
Fingerprinting, Background Checks, Etc.	0.0	
Other Miscellaneous Operating	0.0	
Expenditure Category Total	0.0	13.2
Appropriated		
2333-A Public Access Fund (Appropriated)	0.0	13.2
	0.0	13.2
Fund Source Total	0.0	13.2
Current Year Expenditures		0.0
Capital Equipment Budget And Approp	0.0	
Vehicles Capital Purchase	0.0	
Vehicles Capital Leases	0.0	
Furniture Capital Purchase	0.0	
Depreciable Works Of Art & Hist Treas/Coll Capital Purcha	0.0	
Non Depr Works Of Art & Hist Treas/Coll Cap Purchase	0.0	
Furniture Capital Leases	0.0	
Computer Equipment Capital Purchase	0.0	
Computer Equipment Capital Lease	0.0	
Telecommunication Equip-Capital Purchase	0.0	
Telecommunication Equip-Capital Lease	0.0	
Other Equipment Capital Purchase	0.0	
Other Equipment Capital Leases	0.0	
Purchased Or Licensed Software-Website	0.0	
Internally Generated Software-Website	0.0	
Development in Progress	0.0	
Right-Of-Way/Easement/Extraction Rights	0.0	

Program Expenditure Schedule

Agency:	Corporation Commission
Program:	SLI Corp. Filings, Same Day Service

	FY 2018 Actual	FY 2019 Expd. Plan
Oth Int Assets purchased, licensed or internally generate	0.0	
Other intangible assets acquired by capital lease	0.0	
Other Capital Asset Purchases	0.0	
Leasehold Improvement-Capital Purchase	0.0	
Other Capital Asset Leases	0.0	
Non-Capital Equip Budget And Approp	0.0	
Vehicles Non-Capital Purchase	0.0	
Vehicles Non-Capital Leases	0.0	
Furniture Non-Capital Purchase	0.0	
Works Of Art And Hist Treas-Non Capital	0.0	
Furniture Non-Capital Leases	0.0	
Computer Equipment Non-Capital Purchase	0.0	
Computer Equipment Non-Capital Lease	0.0	
Telecomm Equip Non-Capital Purchase	0.0	
Telecomm Equip Non-Capital Leases	0.0	
Other Equipment Non-Capital Purchase	0.0	
Weapons Non-Capital Purchase	0.0	
Other Equipment Non-Capital Lease	0.0	
Purchased Or Licensed Software/Website	0.0	
Internally Generated Software/Website	0.0	
LICENSES AND PERMITS	0.0	
Right-Of-Way/Easement/Extraction Exp	0.0	
Other Intangible Assets - Purchased, Licensed or Internall	0.0	
Noncapital Software/Web By Capital Lease	0.0	
Other Intangible Assets Acquired by Capital Lease	0.0	
Other Long Lived Tangible Assets to be Expenses	0.0	
Non-Capital Equipment Excluded from Cost Allocation	0.0	
Expenditure Category Total	0.0	0.0
<hr/>		
Capital Outlay	0.0	0.0
Expenditure Category Total	0.0	0.0
<hr/>		
Debt Service	0.0	0.0
Expenditure Category Total	0.0	0.0
<hr/>		
Cost Allocation	0.0	0.0
Expenditure Category Total	0.0	0.0
<hr/>		
Transfers	0.0	0.0
Expenditure Category Total	0.0	0.0
<hr/>		

Employee Retirement Coverage			
Retirement System	FTE	Personal Services	Fund#
Arizona State Retirement System	0.0	90.0	2333-A

Program Expenditure Schedule

Agency:	Corporation Commission
Program:	Communications

	FY 2018 Actual	FY 2019 Expd. Plan
FTE	6.0	6.0
Expenditure Category Total	6.0	6.0
Appropriated		
2172-A Utility Regulation Revolving (Appropriated)	6.0	6.0
Fund Source Total	6.0	6.0
<hr/>		
Personal Services	358.7	469.9
Boards and Commissions	0.0	0.0
Expenditure Category Total	358.7	469.9
Appropriated		
2172-A Utility Regulation Revolving (Appropriated)	358.7	469.9
Fund Source Total	358.7	469.9
<hr/>		
Employee Related Expenses	137.8	175.3
Expenditure Category Total	137.8	175.3
Appropriated		
2172-A Utility Regulation Revolving (Appropriated)	137.8	175.3
Fund Source Total	137.8	175.3
<hr/>		
Professional and Outside Services		0.0
External Prof/Outside Serv Budg And Appn	0.0	
External Investment Services	0.0	
Other External Financial Services	0.0	
Attorney General Legal Services	0.0	
External Legal Services	0.0	
External Engineer/Architect Cost - Exp	0.0	
External Engineer/Architect Cost- Cap	0.0	
Other Design	0.0	
Temporary Agency Services	0.0	
Hospital Services	0.0	
Other Medical Services	0.0	
Institutional Care	0.0	
Education And Training	0.9	
Vendor Travel	0.0	
Professional & Outside Services Excluded from Cost Alloca	0.0	
Vendor Travel - Non Reportable	0.0	
External Telecom Consulting Services	12.4	
Costs related to those in custody of the State	0.0	
Non - Confidential Specialist Fees	0.0	
Confidential Specialist Fees	0.0	
Outside Actuarial Costs	0.0	
Other Professional And Outside Services	0.0	

Program Expenditure Schedule

Agency:	Corporation Commission
Program:	Communications

	FY 2018 Actual	FY 2019 Expd. Plan
Expenditure Category Total	13.3	0.0
Appropriated		
2172-A Utility Regulation Revolving (Appropriated)	13.3	0.0
Fund Source Total	13.3	0.0
Travel In-State	0.6	2.5
Expenditure Category Total	0.6	2.5
Appropriated		
2172-A Utility Regulation Revolving (Appropriated)	0.6	2.5
Fund Source Total	0.6	2.5
Travel Out of State	0.0	2.5
Expenditure Category Total	0.0	2.5
Appropriated		
2172-A Utility Regulation Revolving (Appropriated)	0.0	2.5
Fund Source Total	0.0	2.5
Food	0.0	0.0
Expenditure Category Total	0.0	0.0
Aid to Organizations and Individuals	0.0	0.0
Expenditure Category Total	0.0	0.0
Other Operating Expenses		59.5
Other Operating Expenditures Budg Approp	0.0	
Other Operating Expenditures Excluded from Cost Allocati	0.0	
Risk Management Charges To State Agency	0.0	
Risk Management Deductible - Indemnity	0.0	
Risk Management Deductible - Legal	0.0	
Risk Management Deductible - Medical	0.0	
Risk Management Deductible - Other	0.0	
Gen Liab- Non Physical-Taxable- Self Ins	0.0	
Gross Proceeds Payments To Attorneys	0.0	
General Liability- Non-Taxable- Self Ins	0.0	
Medical Malpractice - Self-Insured	0.0	
Automobile Liability - Self Insured	0.0	
General Property Damage - Self- Insured	0.0	
Automobile Physical Damage-Self Insured	0.0	
Liability Insurance Premiums	0.0	
Property Insurance Premiums	0.0	
Workers Compensation Benefit Payments	0.0	
Self Insurance - Administrative Fees	0.0	
Self Insurance - Premiums	0.0	
Self Insurance - Claim Payments	0.0	
Self Insurance - Pharmacy Claims	0.0	
Premium Tax On Altcs	0.0	

Program Expenditure Schedule

Agency:	Corporation Commission
Program:	Communications

	FY 2018 Actual	FY 2019 Expd. Plan
Other Insurance-Related Charges	0.0	
Internal Service Data Processing	0.3	
Internal Service Data Proc- Pc/Lan	0.0	
External Programming-Mainframe/Legacy	33.8	
External Programming- Pc/Lan/Serv/Web	0.0	
External Data Entry	0.0	
Othr External Data Proc-Mainframe/Legacy	0.0	
Othr External Data Proc-Pc/Lan/Serv/Web	0.0	
Pmt for AFIS Development & Usage	0.0	
Internal Service Telecommunications	0.0	
External Telecom Long Distance-In-State	38.8	
External Telecom Long Distance-Out-State	0.0	
Other External Telecommunication Service	0.3	
Electricity	0.0	
Sanitation Waste Disposal	0.0	
Water	0.0	
Gas And Fuel Oil For Buildings	0.0	
Other Utilities	0.0	
Building Rent Charges To State Agencies	18.8	
Priv Lease To Own Bld Rent Chrgs To Agy	0.0	
Cert Of Part Bld Rent Chrgs To Agy	0.0	
Rental Of Land And Buildings	0.0	
Rental Of Computer Equipment	0.0	
Rental Of Other Machinery And Equipment	0.0	
Miscellaneous Rent	0.0	
Interest On Overdue Payments	0.0	
All Other Interest Payments	0.0	
Internal Acct/Budg/Financial Svcs	0.0	
Other Internal Services	0.0	
Repair And Maintenance - Buildings	0.0	
Repair And Maintenance - Vehicles	0.0	
Repair And Maint - Mainframe And Legacy	0.8	
Repair And Maint-Pc/Lan/Serv/Web	0.4	
Repair And Maintenance - Other Equipment	9.8	
Other Repair And Maintenance	0.0	
Software Support And Maintenance	1.2	
Uniforms	0.0	
Inmate Clothing	0.0	
Security Supplies	0.0	
Office Supplies	1.0	
Computer Supplies	6.6	
Housekeeping Supplies	0.0	
Bedding And Bath Supplies	0.0	
Drugs And Medicine Supplies	0.0	
Medical Supplies	0.0	
Dental Supplies	0.0	
Automotive And Transportation Fuels	0.0	
Automotive Lubricants And Supplies	0.0	
Rpr And Maint Supplies-Not Auto Or Build	0.0	
Repair And Maintenance Supplies-Building	0.8	
Other Operating Supplies	2.7	

Program Expenditure Schedule

Agency:	Corporation Commission
Program:	Communications

	FY 2018 Actual	FY 2019 Expd. Plan
Publications	0.0	
Aggregate Withheld Or Paid Commissions	0.0	
Lottery Prizes	0.0	
Lottery Distribution Costs	0.0	
Material for Further Processing	0.0	
Other Resale Supplies	0.0	
Loss On Sales Of Capital Assets	0.0	
Loss on Sales of Investments	0.0	
Employee Tuition Reimbursement-Graduate	0.0	
Employee Tuition Reimb Under-Grad/Other	0.0	
Conference Registration-Attendance Fees	0.0	
Other Education And Training Costs	0.0	
Advertising	0.0	
Sponsorships	0.0	
Internal Printing	0.0	
External Printing	0.0	
Photography	0.1	
Postage And Delivery	0.0	
Document shredding and Destruction Services	0.0	
Translation and Sign Language Services	0.0	
Distribution To State Universities	0.0	
Other Intrastate Distributions	0.0	
Awards	0.0	
Entertainment And Promotional Items	0.0	
Dues	0.0	
Books- Subscriptions And Publications	0.2	
Costs For Digital Image Or Microfilm	0.0	
Revolving Fund Advances	0.0	
Credit Card Fees Over Approved Limit	0.0	
Relief Bill Expenditures	0.0	
Surplus Property Distr To State Agencies	0.0	
Security Services	0.0	
Judgments - Damages	0.0	
ICA Payments to Claimants Confidential	0.0	
Jdgmnt-Confidential Restitution To Indiv	0.0	
Judgments - Non-Confidential Restitution	0.0	
Judgments - Punitive And Compensatory	0.0	
Pmts Made to Resolve/Disputes/Avoid Costs of Litigation	0.0	
Pmts For Contracted State Inmate Labor	0.0	
Payments To State Inmates	0.0	
Bad Debt Expense	0.0	
Interview Expense	0.0	
Employee Relocations-Nontaxable	0.0	
Employee Relocations-Taxable	0.0	
Non-Confidential Invest/Legal/Law Enf	0.0	
Conf/Sensitive Invest/Legal/Undercover	0.0	
Fingerprinting, Background Checks, Etc.	0.0	
Other Miscellaneous Operating	0.1	

Program Expenditure Schedule

Agency:	Corporation Commission
Program:	Communications

	FY 2018 Actual	FY 2019 Expd. Plan
Expenditure Category Total	115.7	59.5
Appropriated		
2172-A Utility Regulation Revolving (Appropriated)	115.7	59.5
	115.7	59.5
Fund Source Total	115.7	59.5

Current Year Expenditures		30.0
Capital Equipment Budget And Approp	0.0	
Vehicles Capital Purchase	0.0	
Vehicles Capital Leases	0.0	
Furniture Capital Purchase	0.0	
Depreciable Works Of Art & Hist Treas/Coll Capital Purcha	0.0	
Non Depr Works Of Art & Hist Treas/Coll Cap Purchase	0.0	
Furniture Capital Leases	0.0	
Computer Equipment Capital Purchase	0.0	
Computer Equipment Capital Lease	0.0	
Telecommunication Equip-Capital Purchase	0.0	
Telecommunication Equip-Capital Lease	0.0	
Other Equipment Capital Purchase	0.0	
Other Equipment Capital Leases	0.0	
Purchased Or Licensed Software-Website	0.0	
Internally Generated Software-Website	0.0	
Development in Progress	0.0	
Right-Of-Way/Easement/Extraction Rights	0.0	
Oth Int Assets purchased, licensed or internally generate	0.0	
Other intangible assets acquired by capital lease	0.0	
Other Capital Asset Purchases	0.0	
Leasehold Improvement-Capital Purchase	0.0	
Other Capital Asset Leases	0.0	
Non-Capital Equip Budget And Approp	0.0	
Vehicles Non-Capital Purchase	0.0	
Vehicles Non-Capital Leases	0.0	
Furniture Non-Capital Purchase	0.0	
Works Of Art And Hist Treas-Non Capital	0.0	
Furniture Non-Capital Leases	0.0	
Computer Equipment Non-Capital Purchase	7.3	
Computer Equipment Non-Capital Lease	0.0	
Telecomm Equip Non-Capital Purchase	0.0	
Telecomm Equip Non-Capital Leases	0.0	
Other Equipment Non-Capital Purchase	3.2	
Weapons Non-Capital Purchase	0.0	
Other Equipment Non-Capital Lease	0.0	
Purchased Or Licensed Software/Website	3.9	
Internally Generated Software/Website	0.0	
LICENSES AND PERMITS	0.0	
Right-Of-Way/Easement/Extraction Exp	0.0	
Other Intangible Assets - Purchased, Licensed or Internall	0.0	
Noncapital Software/Web By Capital Lease	0.0	
Other Intangible Assets Acquired by Capital Lease	0.0	
Other Long Lived Tangible Assets to be Expenses	0.0	
Non-Capital Equipment Excluded from Cost Allocation	0.0	

Program Expenditure Schedule

Agency:	Corporation Commission
Program:	Communications

	FY 2018 Actual	FY 2019 Expd. Plan
Expenditure Category Total	14.4	30.0
Appropriated		
2172-A Utility Regulation Revolving (Appropriated)	14.4	30.0
Fund Source Total	14.4	30.0
Capital Outlay		
Expenditure Category Total	0.0	0.0
Debt Service		
Expenditure Category Total	0.0	0.0
Cost Allocation		
Expenditure Category Total	0.0	0.0
Transfers		
Expenditure Category Total	0.0	0.0

Employee Retirement Coverage			
Retirement System	FTE	Personal Services	Fund#
Arizona State Retirement System	6.0	469.9	2172-A

Combined Regular & Elected Positions At/Above FICA Maximum of \$127,200

Total FTE	Personal Services	FTE's not eligible for Health, Dental & Life
0.0	0.0	0.0

Administrative Costs

Agency: Corporation Commission

Administrative Costs Summary

Common Administrative Area	FY 2020
Personal Services	1,834.9
ERE	814.8
All Other	1,145.4
Administrative Costs Total:	3,795.1

Administrative Cost / Total Expenditure Ratio

	Request	Admin %
FY 2020	28,608.9	13.3%