

RECEIVED
UTILITIES DIVISION
2022 MAR 14 P 2:35

ANNUAL REPORT

ARIZONA CORPORATION
COMMISSION

Of

Company Name:
PO Box 550

Mailing Address: Littlefield AZ
86432

Docket No.:
For the Year Ended:

WASTEWATER UTILITY

To

Arizona Corporation Commission

Due on April 15th

Email: Util-Compliance@azcc.gov, mail or deliver the completed Annual Report to:
Arizona Corporation Commission
Compliance Section - Utilities Division
1200 West Washington Street
Phoenix, Arizona 85007

Application Type:
Application Date:

ARIZONA CORPORATION COMMISSION
WASTEWATER UTILITY ANNUAL REPORT
Beaver Dam Water Company, Inc.
A Class Utility

For the Calendar Year Ended:

Primary Address:
City: State: Zip Code:

Telephone Number:

Date of Original Organization of Utility:

Person to whom correspondence should be addressed concerning this report:

Name:
Telephone No. :
Address:
City: State: Zip Code:
Email:

Name:
Telephone No. :
Address:
City: State: Zip Code:
Email:

Name:
Telephone No. :
Address:
City: State: Zip Code:
Email:

Name:
Telephone No. :
Address:
City: State: Zip Code:
Email:

Name:
Telephone No. :
Address:
City: State: Zip Code:
Email:

Ownership:

Counties Served:

ARIZONA CORPORATION COMMISSION
WATER UTILITY ANNUAL REPORT
Beaver Dam Water Company, Inc.

Important changes during the year
--

N/A	For those companies not subject to the affiliated interest rules, has there been a change in ownership or direct control during the year?
	If yes, please provide specific details in the box below.
	NA

N/A	Has the company been notified by any other regulatory authorities during the year, that they are out of compliance?
	If yes, please provide specific details in the box below.
	NA

Utility Plant in Service (Wastewater)							
Account No.	Description	Beginning Year Original Cost	Current Year Additions	Current Year Retirements	Adjusted Original Cost	Accumulated Depreciation	OCLD (OC less AD)
351	Organization	\$0	\$0	\$0	\$0	\$0	\$0
352	Franchises	0	0	0	0	0	0
353	Land and Land Rights	0	0	0	0	0	0
354	Structures and Improvements	0	0	0	0	0	0
355	Power Generation Equipment	0	0	0	0	0	0
360	Collections Wastewater - Force	0	0	0	0	0	0
361	Collections Wastewater - Gravity	0	0	0	0	0	0
362	Special Collecting Structures	0	0	0	0	0	0
363	Services to Customers	0	0	0	0	0	0
364	Flow Measuring Devices	0	0	0	0	0	0
365	Flow Measuring Installations	0	0	0	0	0	0
366	Reuse Services	0	0	0	0	0	0
367	Reuse Meters & Meter Installations	0	0	0	0	0	0
370	Receiving Wells	0	0	0	0	0	0
371	Pumping Equipment	0	0	0	0	0	0
374	Reuse Distribution Reservoirs	0	0	0	0	0	0
375	Reuse Trans. And Distr. Equipment	0	0	0	0	0	0
380	Treatment and Disposal Equipment	0	0	0	0	0	0
381	Plant Sewers	0	0	0	0	0	0
382	Outfall Sewer Lines	0	0	0	0	0	0
389	Other Plant and Misc. Equipment	0	0	0	0	0	0
390	Office Furniture and Equipment	0	0	0	0	0	0
390.1	Computer & Software	0	0	0	0	0	0
391	Transportation Equipment	0	0	0	0	0	0
392	Stores Equipment	0	0	0	0	0	0
393	Tools, Shop and Garage Equipment	0	0	0	0	0	0
394	Laboratory Equipment	0	0	0	0	0	0
395	Power Operated Equipment	0	0	0	0	0	0
396	Communication Equipment	0	0	0	0	0	0
397	Miscellaneous Equipment	0	0	0	0	0	0
398	Other Tangible Plant	0	0	0	0	0	0
	Totals	\$0	\$0	\$0	\$0	\$0	\$0

Instructions: Fill out the Grey Cells with the relevant information. Input 0 or none if there is nothing recorded in that account or there is no applicable information to report.

Beaver Dam Water Company, Inc.
 Annual Report
 Depreciation Expense for the Current Year (Wastewater)
 12/31/21

Depreciation Expense for the Current Year (Wastewater)								
Account No.	Description	Beginning Year Original Cost	Current Year Additions	Current Year Retirements	Adjusted Original Cost	Fully Depreciated/Non-depreciable Plant	Depreciation Percentages	Depreciation Expense
351	Organization	\$0	\$0	\$0	\$0	\$0	0.00%	\$0
352	Franchises	0	0	0	0	0	0.00%	0
353	Land and Land Rights	0	0	0	0	0	0.00%	0
354	Structures and Improvements	0	0	0	0	0	0.00%	0
355	Power Generation Equipment	0	0	0	0	0	0.00%	0
360	Collections Wastewater - Force	0	0	0	0	0	0.00%	0
361	Collections Wastewater - Gravity	0	0	0	0	0	0.00%	0
362	Special Collecting Structures	0	0	0	0	0	0.00%	0
363	Services to Customers	0	0	0	0	0	0.00%	0
364	Flow Measuring Devices	0	0	0	0	0	0.00%	0
365	Flow Measuring Installations	0	0	0	0	0	0.00%	0
366	Reuse Services	0	0	0	0	0	0.00%	0
367	Reuse Meters & Meter Installations	0	0	0	0	0	0.00%	0
370	Receiving Wells	0	0	0	0	0	0.00%	0
371	Pumping Equipment	0	0	0	0	0	0.00%	0
374	Reuse Distribution Reservoirs	0	0	0	0	0	0.00%	0
375	Reuse Trans. And Distr. Equipment	0	0	0	0	0	0.00%	0
380	Treatment and Disposal Equipment	0	0	0	0	0	0.00%	0
381	Plant Sewers	0	0	0	0	0	0.00%	0
382	Outfall Sewer Lines	0	0	0	0	0	0.00%	0
389	Other Plant and Misc. Equipment	0	0	0	0	0	0.00%	0
390	Office Furniture and Equipment	0	0	0	0	0	0.00%	0
390.1	Computer & Software	0	0	0	0	0	0.00%	0
391	Transportation Equipment	0	0	0	0	0	0.00%	0
392	Stores Equipment	0	0	0	0	0	0.00%	0
393	Tools, Shop and Garage Equipment	0	0	0	0	0	0.00%	0
394	Laboratory Equipment	0	0	0	0	0	0.00%	0
395	Power Operated Equipment	0	0	0	0	0	0.00%	0
396	Communication Equipment	0	0	0	0	0	0.00%	0
397	Miscellaneous Equipment	0	0	0	0	0	0.00%	0
398	Other Tangible Plant	0	0	0	0	0	0.00%	0
	Subtotal	\$0	\$0	\$0	\$0	\$0		\$0

Contribution(s) in Aid of Construction (Gross) \$0
 Less: Non Amortizable Contribution(s) 0
 Fully Amortized Contribution(s) 0
 Amortizable Contribution(s) \$0
 Times: Proposed Amortization Rate
 Amortization of CIAC

Less: Amortization of CIAC

DEPRECIATION EXPENSE

Instructions: Fill out the Grey Cells with the relevant information. Input 0 or none if there is nothing recorded in that account or there is no applicable information to report.

Beaver Dam Water Company, Inc.
Annual Report
Balance Sheet Assets
12/31/21

Balance Sheet Assets				
	Assets		Balance at Beginning of Year (2021)	Balance at End of Year (2021)
Account No.	Current and Accrued Assets			
131	Cash		\$741	\$741
132	Special Deposits		0	0
135	Temporary Cash Investments		0	0
141	Customer Accounts Receivable		0	0
142	Other Accounts Receivable		0	0
143	Accumulated Provision for Uncollectable Accounts		0	0
146	Notes Receivable from Associated Companies		0	0
151	Plant Material and Supplies		0	0
162	Prepayments		0	0
173	Accrued Utility Revenue		0	0
174	Miscellaneous Current and Accrued Assets		0	0
	Total Current and Accrued Assets		\$741	\$741
	Deferred Debits			
186.1	Deferred Rate Case Expense		\$0	\$0
	Total Deferred Debits		\$0	\$0
	Fixed Assets			
101	Utility Plant in Service*		\$0	\$0
103	Property Held for Future Use		1,028,361	1,028,361
105	Construction Work in Progress		0	0
108	Accumulated Depreciation (enter as negative)*		0	0
121	Non-Utility Property		0	0
122	Accumulated Depreciation - Non Utility		0	0
	Total Fixed Assets		\$1,028,361	\$1,028,361
	Total Assets		\$1,029,102	\$1,029,102

Instructions: Fill out the Grey Cells with the relevant information. Input 0 or none if there is nothing recorded in that account or there is no applicable information to report.

Note these items feed automatically from the adjusted end of year balance from AR4.

Beaver Dam Water Company, Inc.
 Annual Report
 Balance Sheet Liabilities and Owners Equity

Balance Sheet Liabilities and Owners Equity				
	Liabilities		Balance at Beginning of Year (2021)	Balance at End of Year (2021)
Account No.	Current Liabilities			
231	Accounts Payable		\$0	\$0
232	Notes Payable (Current Portion)		0	0
234	Notes Payable to Associated Companies		0	0
235	Customer Deposits		0	0
236	Accrued Taxes		0	0
237	Accrued Interest		0	0
241	Miscellaneous Current and Accrued Liabilities		0	0
253	Other Deferred Credits		0	0
	Total Current Liabilities		\$0	\$0
	Long Term Debt			
224	Long Term Debt (Notes and Bonds)		\$0	\$0
	Total Long Term Debt		\$0	\$0
	Deferred Credits			
252	Advances in Aid of Construction		\$779,061	\$779,061
255	Accumulated Deferred Investment Tax Credits		0	0
271	Contributions in Aid of Construction		0	0
272	Less: Amortization of Contributions		0	0
281	Accumulated Deferred Income Tax		0	0
	Total Deferred Credits		\$779,061	\$779,061
	Total Liabilities		\$779,061	\$779,061
	Capital Accounts			
201	Common Stock Issued		\$25	\$25
211	Other Paid-In Capital		260,487	260,487
215	Retained Earnings		(10,471)	(10,471)
218	Proprietary Capital (Sole Props and Partnerships)		0	0
	Total Capital		\$250,041	\$250,041
	Total Liabilities and Capital		\$1,029,102	\$1,029,102

Instructions: Fill out the Grey Cells with the relevant information. Input 0 or none if there is nothing recorded in that account or there is no applicable information to report.

Note: Total liabilities and Capital must match total assets for the beginning and end of the year!

Beaver Dam Water Company, Inc.
Annual Report
Wastewater Comparative Income Statement
12/31/21

Wastewater Comparative Income Statement			
Account No.	Calendar Year	Current Year 01/01/2021 -	Last Year 01/01/2020 -
	Operating Revenue		
521	Flat Rate Revenues	\$0	\$0
522	Measured Revenues	0	0
534	Rents from Wastewater Property	0	0
536	Other Wastewater Revenues	0	0
	Total Revenues	\$0	\$0
	Operating Expenses		
701	Salaries and Wages	\$0	\$0
704	Employee Pensions and Benefits	0	0
710	Purchased Wastewater Treatment	0	0
711	Sludge Removal Expense	0	0
715	Purchased Power	0	0
716	Fuel for Power Production	0	0
718	Chemicals	0	0
720	Materials and Supplies	0	0
720.1	Repairs and Maintenance	0	0
720.2	Office Supplies and Expense	0	0
721	Office Expense	0	0
731	Contractual Services -Engineering	0	0
732	Contractual Services - Accounting	0	0
733	Contractual Services - Legal	0	0
734	Contractual Services - Management Fees	0	0
735	Contractual Services - Testing	0	0
736	Contractual Services - Other	0	0
740	Rents - Building	0	0
742	Rents - Equipment	0	0
750	Transportation Expenses	0	0
757	Insurance - General Liability	0	0
758	Insurance - Worker's Compensation	0	0
759	Insurance - Other	0	0
760	Advertising Expense	0	0
766	Regulatory Commission Expense - Rate Case	0	0
767	Regulatory Commission Expense - Other	0	0
770	Bad Debt Expense	0	0
775	Miscellaneous Expense	0	0
403	Depreciation Expense (From Schedule AR4)		0
408	Taxes Other Than Income	0	0
408.11	Property Taxes	0	0
408.12	Payroll Taxes	0	0
409	Income Taxes	0	0
	Total Operating Expenses	\$0	\$0
	Operating Income / (Loss)	\$0	\$0
	Other Income / (Expense)		
414	Gain (Loss) on Dispositions	\$0	\$0
419	Interest and Dividend Income	0	0
421	Non-Utility Income	0	0
426	Miscellaneous Non-Utility (Expense)	0	0
427	Interest (Expense)	0	0
	Total Other Income / (Expense)	\$0	\$0
	Net Income / (Loss)	\$0	\$0

Instructions: Fill out the Grey Cells with the relevant information. Input 0 or none if there is nothing recorded in that account or there is no applicable information to report.

Beaver Dam Water Company, Inc.
 Annual Report
 Full time equivalent employees
 12/31/21

Full time equivalent employees

	Direct Company	Allocated	Outside service	Total
President	0.0	0.0	0.0	0.0
Vice-president	0.0	0.0	0.0	0.0
Manager	0.0	0.0	0.0	0.0
Engineering Staff	0.0	0.0	0.0	0.0
System Operator(s)	0.0	0.0	0.0	0.0
Customer Service	0.0	0.0	0.0	0.0
Accounting	0.0	0.0	0.0	0.0
Business Office	0.0	0.0	0.0	0.0
Rates Department	0.0	0.0	0.0	0.0
Administrative Staff	0.0	0.0	0.0	0.0
Other	0.0	0.0	0.0	0.0
Total	0.0	0.0	0.0	0.0

Instructions: Fill out the Grey Cells with the relevant information. Input 0 or none if there is nothing recorded in that account or there is no applicable information to report. A full-time employee is based on 2080 total hours per year. Please calculate partial employees using 2080 hours.

Beaver Dam Water Company, Inc.
 Annual Report
 Supplemental Financial Data (Long-Term Debt)
 12/31/21

Supplemental Financial Data (Long-Term Debt)				
	Loan #1	Loan #2	Loan #3	Loan #4
Date Issued	NA	NA	NA	NA
Source of Loan	NA	NA	NA	NA
ACC Decision No.	NA	NA	NA	NA
Reason for Loan	NA	NA	NA	NA
Dollar Amt. Issued	NA	NA	NA	NA
Amount Outstanding	NA	NA	NA	NA
Date of Maturity	NA	NA	NA	NA
Interest Rate	NA	NA	NA	NA
Current Year Interest	NA	NA	NA	NA
Current Year Principal	NA	NA	NA	NA

Meter Deposit Balance at Test Year End:	\$0
---	-----

Meter Deposits Refunded During the Test Year:	\$0
---	-----

List all bonds, notes, loans, and other types of indebtedness in which the proceeds were used in the provision of public utility service. Indebtedness incurred for personal uses by the owner of the utility should not be listed. Input 0 or none if there is nothing to report for that cell.

Wastewater Utility Plant Description		
Name of System:	SHADOW RIDGE	
Wastewater Inventory Number (if applicable):	06-0397	
Type of Treatment	Trickling Filter	
Design Capacity of Plant (Gallons per day)	25000	

LIFT STATION FACILITIES					
Location	Quantity of Pumps	Horsepower Per Pump	Rated Capacity Per Pump (GPM)	Wet Well Capacity (gals)	Year Constructed
Plate Site	2	1.5	20	20	

FORCE MAINS		
Size	Material	Length (Feet)
N/A	NA	NA

MANHOLES	
Type	Quantity
Standard	29
Drop	0

CLEANOUTS
Quantity
0

Note: If you are filing for more than one system, please provide separate sheets for each system.

Instructions: Fill out the Grey Cells with the relevent information. Input 0 or none if there is nothing recorded in that account or there is no applicable information to report. Copy and paste this sheet as many times as is necessary.

Wastewater Utility Plant Description (Continued)					
GRAVITY MAINS			SERVICES/LATERALS		
Sizes (inches)	Material	Length (feet)	Size (inches)	Material	Quantity
4	Sewer PVC	4322	4	Sewer PVC	36
8	" "	3300			
10	" "	4376			
10	" "	970			
12	" "	160			
2	" "	3740			
12	" "	59			

For the following five items, list the utility owned assets in each category for each system.

SOLIDS PROCESSING AND HANDLING FACILITIES	None
DISINFECTION EQUIPMENT (Chlorinator, Ultra-Violet, Etc.)	2 - Ultra Violet Disinfection Filters + Equipment
FILTRATION EQUIPMENT (Rapid Sand, Slow Sand, Activated Carbon, Etc.)	9 - Advantex AX-100 Textile Filters + Equipment
STRUCTURES (Buildings, Fences, Etc.)	1 - 10'x10' Control Building
Other (Laboratory Equipment, Tools, Vehicles, Standby, Power Generators, Etc.)	1 - 25kw Propane Generator

Note: If you are filing for more than one system, please provide separate sheets for each system.

Instructions: Fill out the Grey Cells with the relevant information. Input 0 or none if there is nothing recorded in that account or there is no applicable information to report. Copy and paste this sheet as many times as is necessary.

Beaver Dam Water Company, Inc.
 Annual Report
 Wastewater Flows
 12/31/21

Wastewater Flows					
Month	Number of Services	Total Monthly Sewage Flow (Gallons)	Sewage Flow on Peak Day	Purchased Power Expense ¹	Purchased Power (kWh) ²
January	0	0	0	0	0
February	0	0	0	0	0
March	0	0	0	0	0
April	0	0	0	0	0
May	0	0	0	0	0
June	0	0	0	0	0
July	0	0	0	0	0
August	0	0	0	0	0
September	0	0	0	0	0
October	0	0	0	0	0
November	0	0	0	0	0
December	0	0	0	0	0
	Totals	0	0	\$0	0

Provide the following information as applicable per wastewater system:

Method of Effluent Disposal	Leach Field
Groundwater Permit Number	0
ADEQ Aquifer Protection Permit ("APP") Number	P-105348
ADEQ Reuse Permit Number	0
EPA NPDES Permit Number	0
APP Effluent Treatment Requirement (Class)?	0
Permitted Flow Rate	0
Permitted Organic Capacity	0
Hydraulic Capacity	0
Type of Biological Treatment	0

In the space below, list all violations within the past 12 months:

None

Note: If you are filing for more than one system, please provide separate sheets for each system.

1 Enter the total purchased power costs for the power meters associated with this system.

2 Enter the total purchased kWh used by the power meters associated with this system.

Instructions: Fill out the Grey Cells with the relevant information. Input 0 or none if there is nothing recorded in that account or there is no applicable information to report.

Other Wastewater System Information

Provide a calculation used to determine the value of one wastewater equivalent residential connection (ERC).

Use one of the following methods:

- (a) If actual flow data are available from the preceding 12 months, divide the total annual single family residence (SFR) gallons sold by the average number of single family residence customers for the same period and divide the result by 365 days.
- (b) If no historical flow data are available, use:
 $ERC = (\text{Total SFR gallons treated (Omit 000)} / 365 \text{ days} / 280 \text{ gallons per day})$

For wastewater only utilities:

Subtract all general use and other non residential customer gallons from the total gallons treated. Divide the remainder (SFR customers) by 365 days to reveal single family residence customer gallons per day.

NOTE: Total gallons treated includes both treated and purchased treatment.

ERC:
Method used:

What is the present system connection capacity (in ERCs *) using existing lines?

What is the future system connection capacity (in ERCs *) upon service area buildout?

Describe any plans and estimated completion dates for any enlargements or improvements of this system.

None

If the utility uses reuse as a means of effluent disposal, attach a list of the reuse end users and the amount of reuse provided to each, if known.

NA

If the utility does not engage in reuse, has a reuse feasibility study been completed?

If so, when?

NA

Beaver Dam Water Company, Inc.
 Annual Report
 Utility Shutoffs / Disconnects
 12/31/21

Utility Shutoffs / Disconnects	
Name of System:	SHADOW RIDGE
Wastewater Inventory Number (if applicable):	06-0397

Month	Termination without Notice R14-2-609.B	Termination with Notice R14-2-609.C	Other
January	0	0	0
February			
March			
April			
May			
June			
July			
August			
September			
October			
November			
December			
Total	0	0	0

Other (description):

None

Instructions: Fill out the Grey Cells with the relevent information. Input 0 or none if there is nothing recorded in that account or there is no applicable information to report.

Beaver Dam Water Company, Inc.
Annual Report
Property Taxes
12/31/21

Property Taxes

Amount of actual property taxes paid during Calendar Year 2021 was

0

If no property taxes paid, explain why.

Waste Water Plant Not in Service

Instructions: Fill out the Grey Cells with the relevant information. Input 0 or none if there is nothing recorded in that account or there is no applicable information to report.

Verification and Sworn Statement (Taxes)

Verification: State of Arizona I, the undersigned of the
(state name)

County of (county name): Mohave
Name (owner or official) title: G. Robert Frisby, President
Company name: Beaver Dam Water Company, Inc.

DO SAY THAT THIS ANNUAL UTILITY PROPERTY TAX AND SALES TAX REPORT TO THE ARIZONA CORPORATION COMMISSION.


FOR THE YEAR ENDING: 12/31/21

HAS BEEN PREPARED UNDER MY DIRECTION, FROM THE ORIGINAL BOOKS, PAPERS AND RECORDS OF SAID UTILITY; THAT I HAVE CAREFULLY EXAMINED THE SAME, AND DECLARE THE SAME TO BE A COMPLETE AND CORRECT STATEMENT OF BUSINESS AND AFFAIRS OF SAID UTILITY FOR THE PERIOD COVERED BY THIS REPORT IN RESPECT TO EACH AND EVERY MATTER AND THING SET FORTH, TO THE BEST OF MY KNOWLEDGE, INFORMATION AND BELIEF.

Sworn Statement: I HEREBY ATTEST THAT ALL PROPERTY TAXES FOR SAID COMPANY ARE CURRENT AND PAID IN FULL.

I HEREBY ATTEST THAT ALL SALES TAXES FOR SAID COMPANY ARE CURRENT AND PAID IN FULL.

RECEIVED
UTILITIES DIVISION
2022 MAR 14 P 2:35
ARIZONA CORPORATION
COMMISSION


signature of owner/official

928-347-5000
telephone no.

SUBSCRIBED AND SWORN TO BEFORE ME A NOTARY PUBLIC
IN AND FOR THE COUNTY

THIS _____ DAY OF _____
(county name)
(month) and (year)

MY COMMISSION EXPIRES _____
(date)

(signature of notary public)

for Income Tax Statement of Certification

Verification:

State of Arizona I, the undersigned of the
(state name)


County of (county name): Mohave
Name (owner or official) title: G. Robert Frisby, President
Company name: Beaver Dam Water Company, Inc.

FOR THE YEAR ENDING: 12/31/21

Sworn Statement:

IN ACCORDANCE WITH THE REQUIREMENTS OF DECISION NO. 77084, BECAUSE THE UTILITY REQUIRES THE GROSS UP OF ADVANCES AND CONTRIBUTIONS, I HEREBY STATE THAT THE UTILITY A NET INCREASE IN CURRENT INCOME TAX EXPENSE OR A DECREASE IN DEFERRED TAX ASSET FOR A CARRY FORWARD ACCORDING TO GAAP IN AN AMOUNT EQUAL TO OR GREATER THAN THE AMOUNT OF THE REQUIRED GROSS UP PAID BY DEVELOPERS IN THE PERIOD COVERED BY THIS ANNUAL REPORT.

RECEIVED
UTILITIES DIVISION
2022 MAR 14 P 2:35
ARIZONA UTILIZATION
COMMISSION



signature of owner/official

928-347-5000

telephone no.

SUBSCRIBED AND SWORN TO BEFORE ME A NOTARY PUBLIC
IN AND FOR THE COUNTY _____

(county name)

THIS _____ DAY OF _____
(month) and (year)

MY COMMISSION EXPIRES _____
(date)

(signature of notary public)

Verification and Sworn Statement

Verification:

State of Arizona I, the undersigned of the
(state name)
County of (county name): Mohave
Name (owner or official) title: G. Robert Frisby, President
Company name: Beaver Dam Water Company, Inc.

DO SAY THAT THIS ANNUAL UTILITY PROPERTY TAX AND SALES TAX REPORT TO THE ARIZONA CORPORATION COMMISSION.


FOR THE YEAR ENDING: 12/31/21

HAS BEEN PREPARED UNDER MY DIRECTION, FROM THE ORIGINAL BOOKS, PAPERS AND RECORDS OF SAID UTILITY; THAT I HAVE CAREFULLY EXAMINED THE SAME, AND DECLARE THE SAME TO BE A COMPLETE AND CORRECT STATEMENT OF BUSINESS AND AFFAIRS OF SAID UTILITY FOR THE PERIOD COVERED BY THIS REPORT IN RESPECT TO EACH AND EVERY MATTER AND THING SET FORTH, TO THE BEST OF MY KNOWLEDGE, INFORMATION AND BELIEF.

Sworn Statement: IN ACCORDANCE WITH THE REQUIREMENTS OF TITLE 40, ARTICLE 8, SECTION 40-401, ARIZONA REVISED STATUTES, IT IS HEREIN REPORTED THAT THE GROSS OPERATING REVENUE OF SAID UTILITY DERIVED FROM ARIZONA INTRASTATE UTILITY OPERATIONS DURING THE CALENDAR YEAR WAS:

RECEIVED
UTILITIES DIVISION
2022 MAR 14 P 2:35
ARIZONA CORPORATION
COMMISSION

Arizona Intrastate Gross Operating Revenues Only (\$) \$0
(The amount in the box above includes \$0 in sales taxes billed or collected)



signature of owner/official
928-347-5000

telephone no.

SUBSCRIBED AND SWORN TO BEFORE ME A NOTARY PUBLIC
IN AND FOR THE COUNTY _____

THIS _____ DAY OF _____
(month) and (year)

MY COMMISSION EXPIRES _____
(date)

(signature of notary public)

Verification and Sworn Statement (Residential Revenue)

Verification:

State of Arizona I, the undersigned of the
(state name)

County of (county name): Mohave
Name (owner or official) title: G. Robert Frisby, President
Company name: Beaver Dam Water Company, Inc.

DO SAY THAT THIS ANNUAL UTILITY PROPERTY TAX AND SALES TAX REPORT TO THE ARIZONA CORPORATION COMMISSION.

FOR THE YEAR ENDING: 12/31/21

HAS BEEN PREPARED UNDER MY DIRECTION, FROM THE ORIGINAL BOOKS, PAPERS AND RECORDS OF SAID UTILITY; THAT I HAVE CAREFULLY EXAMINED THE SAME, AND DECLARE THE SAME TO BE A COMPLETE AND CORRECT STATEMENT OF BUSINESS AND AFFAIRS OF SAID UTILITY FOR THE PERIOD COVERED BY THIS REPORT IN RESPECT TO EACH AND EVERY MATTER AND THING SET FORTH, TO THE BEST OF MY KNOWLEDGE, INFORMATION AND BELIEF.

Sworn Statement: IN ACCORDANCE WITH THE REQUIREMENTS OF TITLE 40, ARTICLE 8, SECTION 40-401, ARIZONA REVISED STATUTES, IT IS HEREIN REPORTED THAT THE GROSS OPERATING REVENUE OF SAID UTILITY DERIVED FROM ARIZONA INTRASTATE UTILITY OPERATIONS RECEIVED FROM RESIDENTIAL CUSTOMERS DURING THE CALENDAR YEAR WAS:

RECEIVED
UTILITIES DIVISION
2022 MAR 14 P 2:35
ARIZONA CORPORATION
COMMISSION

Arizona Intrastate Gross Operating Revenues Only (\$)

\$0

(The amount in the box above includes

\$0 in sales taxes
billed or collected)



signature of owner/official

928-347-5000
telephone no.

SUBSCRIBED AND SWORN TO BEFORE ME A NOTARY PUBLIC
IN AND FOR THE COUNTY

(county name)

THIS _____ DAY OF _____
(month) and (year)

MY COMMISSION EXPIRES _____
(date)

(signature of notary public)