

ANNUAL REPORT

Of

Company Name: Bensch Ranch Utilities, LLC

7581 E. Academy Blvd., Ste. 229

Mailing Address: Denver CO
80230

Docket No.: SW-04026A

For the Year Ended: 12/31/16

RECEIVED
APR 10 2017
ARIZONA CORP COMMISSION
UTILITIES DIVISION - DIRECTOR'S OFFICE

WASTEWATER UTILITY

To

Arizona Corporation Commission

Due on April 15th

Email: rdelafuente@azcc.gov, mail or deliver the completed Annual Report to:

Arizona Corporation Commission
Compliance Section - Utilities Division
1200 West Washington Street
Phoenix, Arizona 85007

Application Type: Original Filing
Application Date: 2016

4-12-17

ARIZONA CORPORATION COMMISSION
WASTEWATER UTILITY ANNUAL REPORT
Bensch Ranch Utilities, LLC
A Class Utility

1. For the Calendar Year Ended:

2. Address:
City: State: Zip Code:

3. Telephone Number:

4. Date of Original Organization of Utility:

5. Person to whom correspondence should be addressed concerning this report:

Name:
Telephone No. :
Address:
City: State: Zip Code:
Email:

6. On-Site Manager:

Name:
Telephone No. :
Address:
City: State: Zip Code:
Email:

7. Ownership:

8. Counties Served:

Utility Plant in Service (Wastewater)				
Account No.	Description	Original Cost	Accumulated Depreciation	OC/LD (OC less AD)
351	Organization	\$14,816	\$8,519	\$6,297
352	Franchises			0
353	Land and Land Rights	45,000		45,000
354	Structures and Improvements	31,402	13,337	18,066
355	Power Generation Equipment			0
360	Collections Wastewater - Force			0
361	Collections Wastewater - Gravity	413,468	126,108	287,360
362	Special Collecting Structures			0
363	Services to Customers	85,500	26,078	59,423
364	Flow Measuring Devices			0
365	Flow Measuring Installations			0
367	Reuse Meters & Meter Installations			0
370	Receiving Wells			0
371	Pumping Equipment			0
374	Reuse Distribution Reservoirs			0
375	Reuse Trans. And Distr. Equipment			0
380	Treatment and Disposal Equipment	334,120	198,435	135,685
381	Plant Sewers			0
382	Outfall Sewer Lines	24,000	10,193	13,807
389	Other Plant and Misc. Equipment			0
390	Office Furniture and Equipment			0
390.1	Computer & Software			0
391	Transportation Equipment			0
393	Tools, Shop and Garage Equipment			0
394	Laboratory Equipment			0
395	Power Operated Equipment			0
396	Communication Equipment			0
397	Miscellaneous Equipment			0
398	Other Tangible Plant			0
	Totals	\$948,306	\$382,668	\$565,637

Instructions: Fill out the Grey Cells with the relevant information. Input 0 or none if there is nothing recorded in that account or there is no applicable information to report.

Bensch Ranch Utilities, LLC
 Annual Report
 Depreciation Expense for the Current Year (Wastewater)
 12/31/16

Depreciation Expense for the Current Year (Wastewater)								
Account No.	Description	Original Cost	Current Year Additions	Adjusted Original Cost	Fully Depreciated/Non-depreciable Plant	Depreciable Plant	Depreciation Percentages	Depreciation Expense
351	Organization	\$14,816		\$14,816		\$14,816	5.00%	\$741
352	Franchises	0		0		0		0
353	Land and Land Rights	45,000		45,000		45,000		0
354	Structures and Improvements	31,402		31,402		31,402	3.33%	1,046
355	Power Generation Equipment	0		0		0		0
360	Collections Wastewater - Force	0		0		0		0
361	Collections Wastewater - Gravity	413,468		413,468		413,468	2.00%	8,269
362	Special Collecting Structures	0		0		0		0
363	Services to Customers	85,500		85,500		85,500	2.00%	1,710
364	Flow Measuring Devices	0		0		0		0
365	Flow Measuring Installations	0		0		0		0
367	Reuse Meters & Meter Installations	0		0		0		0
370	Receiving Wells	0		0		0		0
371	Pumping Equipment	0		0		0		0
374	Reuse Distribution Reservoirs	0		0		0		0
375	Reuse Trans. And Distr. Equipment	0		0		0		0
380	Treatment and Disposal Equipment	334,120		334,120		334,120	5.24%	17,511
381	Plant Sewers	0		0		0		0
382	Outfall Sewer Lines	24,000		24,000		24,000	3.33%	799
389	Other Plant and Misc. Equipment	0		0		0		0
390	Office Furniture and Equipment	0		0		0		0
390.1	Computer & Software	0		0		0		0
391	Transportation Equipment	0		0		0		0
393	Tools, Shop and Garage Equipment	0		0		0		0
394	Laboratory Equipment	0		0		0		0
395	Power Operated Equipment	0		0		0		0
396	Communication Equipment	0		0		0		0
397	Miscellaneous Equipment	0		0		0		0
398	Other Tangible Plant	0		0		0		0
	Subtotal	\$948,306	\$0	\$948,306	\$0	\$948,306		\$30,076

Contribution(s) in Aid of Construction (Gross)	\$567,968
Less: Non Amortizable Contribution(s)	0
Fully Amortized Contribution(s)	0
Amortizable Contribution(s)	\$567,968
Times: Proposed Amortization Rate	4.60%
Amortization of CIAC	\$26,148

Less: Amortization of CIAC

DEPRECIATION EXPENSE

Instructions: Fill out the Grey Cells with the relevant information. Input 0 or none if there is nothing recorded in that account or there is no applicable information to report.

Bensch Ranch Utilities, LLC
 Annual Report
 Balance Sheet Assets
 12/31/16

Balance Sheet Assets			
	Assets	Balance at Beginning of Year (2016)	Balance at End of Year (2016)
Account No.	Current and Accrued Assets		
131	Cash	\$330	\$4,239
132	Special Deposits		
135	Temporary Cash Investments		
141	Customer Accounts Receivable	1,128	930
142	Other Accounts Receivable		
143	Accumulated Provision for Uncollectable Accounts		
146	Notes Receivable from Associated Companies		
151	Plant Material and Supplies		
162	Prepayments		
173	Accrued Utility Revenue		
174	Miscellaneous Current and Accrued Assets		
	Total Current and Accrued Assets	\$1,458	\$5,168
	Deferred Debits		
186.1	Deferred Rate Case Expense		
	Total Deferred Debits	\$0	\$0
	Fixed Assets		
101	Utility Plant in Service*	\$948,306	\$948,306
103	Property Held for Future Use		
105	Construction Work in Progress		
108	Accumulated Depreciation (enter as negative)*	(352,593)	(382,668)
121	Non-Utility Property		
122	Accumulated Depreciation - Non Utility		
	Total Fixed Assets	\$595,713	\$565,637
	Total Assets	\$597,171	\$570,805

Instructions: Fill out the Grey Cells with the relevent information. Input 0 or none if there is nothing recorded in that account or there is no applicable information to report.

Note these items feed automatically from the adjusted end of year balance from AR4.

Bensch Ranch Utilities, LLC
 Annual Report
 Balance Sheet Liabilities and Owners Equity

Balance Sheet Liabilities and Owners Equity				
	Liabilities		Balance at Beginning of Year (2016)	Balance at End of Year (2016)
Account No.	Current Liabilities			
231	Accounts Payable		\$220,773	\$237,153
232	Notes Payable (Current Portion)			
234	Notes Payable to Associated Companies		588	1,138
235	Customer Deposits		562	750
236	Accrued Taxes			
237	Accrued Interest			
241	Miscellaneous Current and Accrued Liabilities			
253	Other Deferred Credits			
	Total Current Liabilities		\$221,923	\$239,041
	Long Term Debt			
224	Long Term Debt (Notes and Bonds)		\$225,809	\$225,809
	Total Long Term Debt		\$225,809	\$225,809
	Deferred Credits			
252	Advances in Aid of Construction			
255	Accumulated Deferred Investment Tax Credits			
271	Contributions in Aid of Construction		567,968	567,968
272	Less: Amortization of Contributions		(274,554)	(300,702)
281	Accumulated Deferred Income Tax			
	Total Deferred Credits		\$293,414	\$267,266
	Total Liabilities		\$741,146	\$732,115
	Capital Accounts			
201	Common Stock Issued			
211	Other Paid-In Capital		(115,170)	(136,775)
215	Retained Earnings		(28,805)	(24,535)
218	Proprietary Capital (Sole Props and Partnerships)			
	Total Capital		(\$143,975)	(\$161,310)
	Total Liabilities and Capital		\$597,171	\$570,805

Instructions: Fill out the Grey Cells with the relevent information. Input 0 or none if there is nothing recorded in that account or there is no applicable information to report.

Note: Total liabilities and Capital must match total assets for the beginning and end of the year!

Wastewater Comparative Income Statement			
Account No.	Calendar Year	Current Year 01/01/2016 - 12/31/2016	Last Year 01/01/2015 - 12/31/2015
	Operating Revenue		
521	Flat Rate Revenues	\$15,048	\$14,639
522	Measured Revenues		
534	Rents from Wastewater Property		
539	Other Wastewater Revenues	129	40
	Total Revenues	\$15,177	\$14,679
	Operating Expenses		
701	Salaries and Wages		
704	Employee Pensions and Benefits		
710	Purchased Wastewater Treatment		
711	Sludge Removal Expense		
715	Purchased Power	5,151	4,502
716	Fuel for Power Production		
718	Chemicals	153	338
720	Materials and Supplies		
721	Office Expense		
731	Contractual Services -Engineering	420	2,425
732	Contractual Services - A ccounting	775	750
733	Contractual Services - Legal	85	32
734	Contractual Services - Management Fees	8,369	9,534
735	Contractual Services - Testing	8,628	7,644
736	Contractual Services - Other	320	8,619
740	Rents - Building		
742	Rents - Equipment		
750	Transportation Expenses		
757	Insurance - General Liability		
758	Insurance - Worker's Compensation		
759	Insurance - Other	99	109
760	Advertising Expense		
766	Regulatory Commission Expense - Rate Case		
767	Regulatory Commission Expense - Other	9,586	4,238
770	Bad Debt Expense	355	0
775	Miscellaneous Expense	1,118	640
403	Depreciation Expense (From Schedule A R4)	3,928	3,928
408	Taxes Other Than Income		
408.11	Property Taxes	725	724
408.12	Payroll Taxes		
409	Income Taxes		
	Total Operating Expenses	\$39,712	\$43,484
	Operating Income / (Loss)	(\$24,535)	(\$28,805)
	Other Income / (Expense)		
414	Gain (Loss) on Dispositions		
419	Interest and Dividend Income		
421	Non-Utility Income		
426	Miscellaneous Non-Utility (Expense)		
427	Interest (Expense)		
	Total Other Income / (Expense)	\$0	\$0
	Net Income / (Loss)	(\$24,535)	(\$28,805)

Instructions: Fill out the Grey Cells with the relevant information. Input 0 or none if there is nothing recorded in that account or there is no applicable information to report.

Supplemental Financial Data (Long-Term Debt)				
	Loan #1	Loan #2	Loan #3	Loan #4
Date Issued	6/10/2005			
Source of Loan	Pivotal Utility Management, LLC			
ACC Decision No.	#66650			
Reason for Loan	Plant Equipment			
Dollar Amt. Issued	\$250,000			
Amount Outstanding	\$225,809			
Date of Maturity	8/1/2015			
Interest Rate	9.75%			
Current Year Interest				
Current Year Principal				

Meter Deposit Balance at Test Year End:

Meter Deposits Refunded During the Test Year:

List all bonds, notes, loans, and other types of indebtedness in which the proceeds were used in the provision of public utility service. Indebtedness incurred for personal uses by the owner of the utility should not be listed. Input 0 or none if there is nothing to report for that cell.

Wastewater Utility Plant Description

Name of System:	Bensch Ranch Utilities, LLC
Wastewater Inventory Number (if applicable):	105001
Type of Treatment	Other
Design Capacity of Plant (Gallons per day)	58,650

LIFT STATION FACILITIES				
Location	Quantity of Pumps	Horsepower Per Pump	Capacity Per Pump (GPM)	Wet Well Capacity (gals)
Effluent	2	2	150	2,000

FORCE MAINS		
Size	Material	Length (Feet)
1.5-inch	PVC	2,883
2-inch	PVC	1,411
2.5-inch	PVC	809
3-inch	PVC	1,511
4-inch	PVC	5,095
5-inch	PVC	388
6-inch	PVC	1,714

MANHOLES	
Type	Quantity
Standard	57
Drop	0

CLEANOUTS
Quantity
39

Note: If you are filing for more than one system, please provide separate sheets for each system.

Instructions: Fill out the Grey Cells with the relevant information. Input 0 or none if there is nothing recorded in that account or there is no applicable information to report. Copy and paste this sheet as many times as is necessary.

Wastewater Utility Plant Description (Continued)					
COLLECTION MAINS			SERVICES/LATERALS		
Sizes (inches)	Material	Length (feet)	Size (inches)	Material	Quantity
4	none	0	2	PVC	114
6	none	0	4	none	0
8	none	0	6	none	0
10	none	0	8	none	0
12	none	0	12	none	0
15	none	0	15	none	0
18	none	0			
21	none	0			
24	none	0			
30	none	0			

For the following five items, list the utility owned assets in each category for each system.

SOLIDS PROCESSING AND HANDLING FACILITIES	Sludge digesting and settling tank
DISINFECTION EQUIPMENT (Chlorinator, Ultra-Violet, Etc.)	Tablet chlorine feed system with contact tank and tablet dechlorination unit
FILTRATION EQUIPMENT (Rapid Sand, Slow Sand, Activated Carbon, Etc.)	N/A
STRUCTURES (Buildings, Fences, Etc.)	Prefabricated metal site operations and equipment building
Other (Laboratory Equipment, Tools, Vehicles, Standby, Power Generators, Etc.)	Diesel standby generator and standard lab equipment

Note: If you are filing for more than one system, please provide separate sheets for each system.

Instructions: Fill out the Grey Cells with the relevant information. Input 0 or none if there is nothing recorded in that account or there is no applicable information to report. Copy and paste this sheet as many times as is necessary.

Wastewater Flows			
Month	Number of Services	Total Monthly Sewage Flow	Sewage Flow on Peak Day
January	22	25,757	1,042
February	22	27,736	1,054
March	22	28,634	1,052
April	22	25,846	977
May	22	27,476	966
June	23	23,940	904
July	23	31,062	1,014
August	23	21,587	1,038
September	23	21,078	878
October	24	31,085	1,079
November	24	25,993	944
December	24	25,703	1,071
	Totals	315,897	12,019

Provide the following information as applicable per wastewater system:

Method of Effluent Disposal	Evaporation Ponds
Groundwater Permit Number	none
ADEQ Aquifer Protection Permit ("APP") Number	R105906
ADEQ Reuse Permit Number	none
EPA NPDES Permil Number	AZ0024813
APP Effluent Treatment Requirement (Class)?	B+

Note: If you are filing for more than one system, please provide separate sheets for each system.

Instructions: Fill out the Grey Cells with the relevent information. Input 0 or none if there is nothing recorded in that account or there is no applicable information to report.

Bensch Ranch Utilities, LLC
 Annual Report
 Utility Shutoffs / Disconnects
 12/31/16

Name of System:	Bensch Ranch Utilities, LLC
Wastewater Inventory Number (if applicable):	105001

Utility Shutoffs / Disconnects			
Month	Termination without Notice R14-2-609.B	Termination with Notice R14-2-609.C	Other
January	0	0	0
February	0	0	0
March	0	0	0
April	0	0	0
May	0	0	0
June	0	0	0
July	0	0	0
August	0	0	0
September	0	0	0
October	0	0	0
November	0	0	0
December	0	0	0
Total	0	0	0

Other (description):

Other (description):	None
----------------------	------

Instructions: Fill out the Grey Cells with the relevent information. Input 0 or none if there is nothing recorded in that account or there is no applicable information to report.

Property Taxes

Amount of actual property taxes paid during Calendar Year 2015 was

\$725

If no property taxes paid, explain why.

Grey cell for explanation of no property taxes paid.

Instructions: Fill out the Grey Cells with the relevant information. Input 0 or none if there is nothing recorded in that account or there is no applicable information to report.

Bensch Ranch Utilities, LLC
Annual Report
Verification and Statement (Taxes)
12/31/16

RECEIVED
APR 10 2017
ARIZONA CORP COMMISSION
UTILITIES DIVISION - DIRECTOR'S OFFICE

Verification and Statement (Taxes)

Verification: State of Colorado I, the undersigned of the
(state name)

County of (county name): Denver
Name (owner or official) title: Jason Williamson
Company name: Bensch Ranch Utilities, LLC

DO SAY THAT THIS ANNUAL UTILITY PROPERTY TAX AND SALES TAX REPORT TO THE ARIZONA CORPORATION COMMISSION.

FOR THE YEAR ENDING: 12/31/16

HAS BEEN PREPARED UNDER MY DIRECTION, FROM THE ORIGINAL BOOKS, PAPERS AND RECORDS OF SAID UTILITY; THAT I HAVE CAREFULLY EXAMINED THE SAME, AND DECLARE THE SAME TO BE A COMPLETE AND CORRECT STATEMENT OF BUSINESS AND AFFAIRS OF SAID UTILITY FOR THE PERIOD COVERED BY THIS REPORT IN RESPECT TO EACH AND EVERY MATTER AND THING SET FORTH, TO THE BEST OF MY KNOWLEDGE, INFORMATION AND BELIEF.

Sworn Statement: I HEREBY ATTEST THAT ALL PROPERTY TAXES FOR SAID COMPANY ARE CURRENT AND PAID IN FULL.

I HEREBY ATTEST THAT ALL SALES TAXES FOR SAID COMPANY ARE CURRENT AND PAID IN FULL.

[Handwritten Signature]

signature of owner/official

0 702-949-1384

telephone no.

SUBSCRIBED AND SWORN TO BEFORE ME A NOTARY PUBLIC
IN AND FOR THE COUNTY

THIS

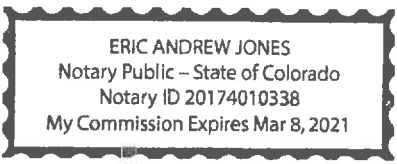
6th

DAY OF

Denver
(county name)
April 2017
(month) and (year)

MY COMMISSION EXPIRES

3/8/2021
(date)



[Handwritten Signature]
(signature of notary public)

RECEIVED

APR 10 2017

ARIZONA CORP COMMISSION
UTILITIES DIVISION - DIRECTOR'S OFFICE

Verification and Statement

Verification:

State of Colorado I, the undersigned of the
(state name)
County of (county name): Denver
Name (owner or official) title: Jason Williamson
Company name: Bensch Ranch Utilities, LLC

DO SAY THAT THIS ANNUAL UTILITY PROPERTY TAX AND SALES TAX REPORT TO THE ARIZONA CORPORATION COMMISSION.

FOR THE YEAR ENDING: 12/31/16

HAS BEEN PREPARED UNDER MY DIRECTION, FROM THE ORIGINAL BOOKS, PAPERS AND RECORDS OF SAID UTILITY; THAT I HAVE CAREFULLY EXAMINED THE SAME, AND DECLARE THE SAME TO BE A COMPLETE AND CORRECT STATEMENT OF BUSINESS AND AFFAIRS OF SAID UTILITY FOR THE PERIOD COVERED BY THIS REPORT IN RESPECT TO EACH AND EVERY MATTER AND THING SET FORTH, TO THE BEST OF MY KNOWLEDGE, INFORMATION AND BELIEF.

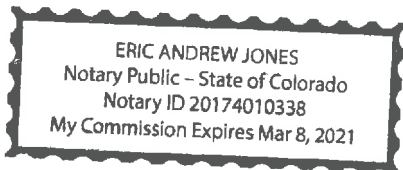
Sworn Statement: IN ACCORDANCE WITH THE REQUIREMENTS OF TITLE 40, ARTICLE 8, SECTION 40-401, ARIZONA REVISED STATUTES, IT IS HEREIN REPORTED THAT THE GROSS OPERATING REVENUE OF SAID UTILITY DERIVED FROM ARIZONA INTRASTATE UTILITY OPERATIONS DURING THE CALENDAR YEAR WAS:

Arizona Intrastate Gross Operating Revenues Only (\$) \$15,177
(The amount in the box above includes \$0 in sales taxes billed or collected)

[Signature]
signature of owner/official

780-949-1384

telephone no.



SUBSCRIBED AND SWORN TO BEFORE ME A NOTARY PUBLIC IN AND FOR THE COUNTY

THIS 6th DAY OF April 2017
(month) and (year)

MY COMMISSION EXPIRES 3/8/2021
(date)

[Signature]
(signature of notary public)

RECEIVED

APR 10 2017

ARIZONA CORP COMMISSION
UTILITIES DIVISION - DIRECTOR'S OFFICE

Verification and Statement (Residential Revenue)

Verification:

State of Colorado I, the undersigned of the
(state name)

County of (county name): _____

Name (owner or official) title: Jason Williamson

Company name: Bensch Ranch Utilities, LLC

DO SAY THAT THIS ANNUAL UTILITY PROPERTY TAX AND SALES TAX REPORT TO THE ARIZONA CORPORATION COMMISSION.

FOR THE YEAR ENDING: 12/31/16

HAS BEEN PREPARED UNDER MY DIRECTION, FROM THE ORIGINAL BOOKS, PAPERS AND RECORDS OF SAID UTILITY; THAT I HAVE CAREFULLY EXAMINED THE SAME, AND DECLARE THE SAME TO BE A COMPLETE AND CORRECT STATEMENT OF BUSINESS AND AFFAIRS OF SAID UTILITY FOR THE PERIOD COVERED BY THIS REPORT IN RESPECT TO EACH AND EVERY MATTER AND THING SET FORTH, TO THE BEST OF MY KNOWLEDGE, INFORMATION AND BELIEF.

Sworn Statement: IN ACCORDANCE WITH THE REQUIREMENTS OF TITLE 40, ARTICLE 8, SECTION 40-401, ARIZONA REVISED STATUTES, IT IS HEREIN REPORTED THAT THE GROSS OPERATING REVENUE OF SAID UTILITY DERIVED FROM ARIZONA INTRASTATE UTILITY OPERATIONS RECEIVED FROM RESIDENTIAL CUSTOMERS DURING THE CALENDAR YEAR WAS:

Arizona Intrastate Gross Operating Revenues Only (\$)

15,177

(The amount in the box above includes

_____ in sales taxes
billed or collected)

[Signature]
signature of owner/official

720-949-1384
telephone no.

SUBSCRIBED AND SWORN TO BEFORE ME A NOTARY PUBLIC
IN AND FOR THE COUNTY

Denver
(county name)

THIS

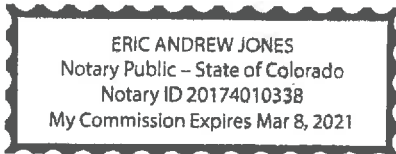
6th

DAY OF

April 2017
(month) and (year)

MY COMMISSION EXPIRES

3/8/2021
(date)



[Signature]
(signature of notary public)