

ANNUAL REPORT

Of

Company Name:

Global Water-Palo Verde Utilities Company, Inc.

c/o Global Water Resources, Inc.

Mailing Address:

21410 N. 19th Ave., Ste. 220

Phoenix AZ

85027

Docket No.:

SW-20445A

For the Year Ended:

12/31/16

RECEIVED

APR 24 2017

ARIZONA CORP COMMISSION
UTILITIES DIVISION - DIRECTOR'S OFFICE

WASTEWATER UTILITY

To

Arizona Corporation Commission

Due on April 15th

Email: rdelafuente@azcc.gov, mail or deliver the completed Annual Report to:

Arizona Corporation Commission
Compliance Section - Utilities Division
1200 West Washington Street
Phoenix, Arizona 85007

Application Type:

Original Filing

Application Date:

04/15/2017

5-1-17

ARIZONA CORPORATION COMMISSION
WASTEWATER UTILITY ANNUAL REPORT
Global Water-Palo Verde Utilities Company, Inc.
A Class Utility

1. For the Calendar Year Ended:

2. Address:
City: State: Zip Code:

3. Telephone Number:

4. Date of Original Organization of Utility:

5. Person to whom correspondence should be addressed concerning this report:

Name:
Telephone No. :
Address:
City: State: Zip Code:
Email:

6. On-Site Manager:

Name:
Telephone No. :
Address:
City: State: Zip Code:
Email:

7. Ownership:

8. Counties Served:

Utility Plant in Service (Wastewater)							
Account No.	Description	Beginning Year Original Cost	Current Year Additions	Current Year Retirements	Adjusted Original Cost	Accumulated Depreciation	OCLD (OC less AD)
351	Organization	\$0	\$0	\$0	\$0	\$0	\$0
352	Franchises	0	0	0	0	0	0
353	Land and Land Rights	187,390	12,000	0	199,390	0	199,390
354	Structures and Improvements	23,064,589	1,380,146	10,368	24,434,367	7,936,201	16,498,166
355	Power Generation Equipment	440,218	211,140	1,465	649,893	206,329	443,564
360	Collections Wastewater - Force	3,887,431	94,458	380	3,981,509	1,059,732	2,921,777
361	Collections Wastewater - Gravity	48,781,018	120,120	2,298	48,898,841	9,847,628	39,051,213
362	Special Collecting Structures	348,090	0	0	348,090	10,443	337,648
363	Services to Customers	5,440,953	0	0	5,440,953	1,049,939	4,391,013
364	Flow Measuring Devices	33,674	29,160	4,473	58,361	23,300	35,061
365	Flow Measuring Installations	0	0	0	0	0	0
366	Reuse Services	0	0	0	0	0	0
367	Reuse Meters & Meter Installations	1,487	0	0	1,487	186	1,301
370	Receiving Wells	1,921,877	0	0	1,921,877	624,529	1,297,348
371	Pumping Equipment	4,709,020	132,448	38,647	4,802,821	4,192,305	610,516
374	Reuse Distribution Reservoirs	618,994	0	0	618,994	57,668	561,327
375	Reuse Trans. And Distr. Equipment	12,207,053	518,957	39,227	12,686,784	2,857,037	9,829,747
380	Treatment and Disposal Equipment	7,439,904	116,989	10,422	7,546,471	3,538,349	4,008,122
381	Plant Sewers	215,585	0	0	215,585	64,549	151,036
382	Outfall Sewer Lines	353,645	0	0	353,645	170,042	183,604
389	Other Plant and Misc. Equipment	2,326,459	206,897	9,510	2,523,846	1,306,915	1,216,931
390	Office Furniture and Equipment	53,522	0	0	53,522	51,451	2,071
390.1	Computer & Software	46,895	0	33	46,863	35,863	11,000
391	Transportation Equipment	407,881	94,512	64,923	437,469	257,816	179,653
392	Stores Equipment	0	0	0	0	0	0
393	Tools, Shop and Garage Equipment	212,936	0	3,221	209,715	81,835	127,880
394	Laboratory Equipment	21,046	0	3,311	17,736	15,836	1,900
395	Power Operated Equipment	125,511	12,549	1,000	137,060	20,763	116,297
396	Communication Equipment	82,683	0	104	82,579	54,250	28,329
397	Miscellaneous Equipment	621,332	23,360	1,870	642,823	388,331	254,492
398	Other Tangible Plant	1,729,951	60,844	5,908	1,784,887	1,488,369	296,518
	Totals	\$115,279,146	\$3,013,579	\$197,157	\$118,095,569	\$35,339,665	\$82,755,903

Instructions: Fill out the Grey Cells with the relevant information. Input 0 or none if there is nothing recorded in that account or there is no applicable information to report.

Global Water-Palo Verde Utilities Company, Inc.
Annual Report
Depreciation Expense for the Current Year (Wastewater)
12/31/16

Depreciation Expense for the Current Year (Wastewater)									
Account No.	Description	Beginning Year Original Cost	Current Year Additions	Current Year Retirements	Adjusted Original Cost	Fully Depreciated/Non-depreciable Plant	Depreciable Plant	Depreciation Percentages	Depreciation Expense
351	Organization	\$0	\$0	\$0	\$0	\$0	\$0	0.00%	\$0
352	Franchises	0	0	0	0	0	0	0.00%	0
353	Land and Land Rights	187,390	12,000	0	199,390	199,390	0	0.00%	0
354	Structures and Improvements	23,064,589	1,380,146	10,368	24,434,367	0	24,434,367	3.20%	782,913
355	Power Generation Equipment	440,218	211,140	1,465	649,893	0	649,893	4.23%	27,482
360	Collections Wastewater - Force	3,887,431	94,458	380	3,981,509	0	3,981,509	1.92%	76,476
361	Collections Wastewater - Gravity	48,781,018	120,120	2,298	48,898,841	0	48,898,841	1.99%	974,609
362	Special Collecting Structures	348,090	0	0	348,090	0	348,090	2.01%	6,987
363	Services to Customers	5,440,953	0	0	5,440,953	(0)	5,440,953	2.00%	108,786
364	Flow Measuring Devices	33,674	29,160	4,473	58,361	19,163	39,198	6.13%	2,404
365	Flow Measuring Installations	0	0	0	0	0	0	0.00%	0
366	Reuse Services	0	0	0	0	0	0	0.00%	0
367	Reuse Meters & Meter Installations	1,487	0	0	1,487	0	1,487	8.36%	124
370	Receiving Wells	1,921,877	0	0	1,921,877	0	1,921,877	3.34%	64,118
371	Pumping Equipment	4,709,020	132,448	38,647	4,802,821	3,498,985	1,303,836	10.73%	139,962
374	Reuse Distribution Reservoirs	618,994	0	0	618,994	0	618,994	2.51%	15,530
375	Reuse Trans. And Distr. Equipment	12,207,053	518,957	39,227	12,686,784	0	12,686,784	2.47%	313,127
380	Treatment and Disposal Equipment	7,439,904	116,989	10,422	7,546,471	0	7,546,471	4.89%	368,671
381	Plant Sewers	215,585	0	0	215,585	0	215,585	5.05%	10,886
382	Outfall Sewer Lines	353,645	0	0	353,645	0	353,645	3.27%	11,577
389	Other Plant and Misc. Equipment	2,326,459	206,897	9,510	2,523,846	0	2,523,846	6.43%	162,296
390	Office Furniture and Equipment	53,522	0	0	53,522	20,878	32,644	1.43%	466
390.1	Computer & Software	46,895	0	33	46,863	24,516	22,347	14.97%	3,346
390.1	Computer & Software - Allocated from Co								56,073
391	Transportation Equipment	407,881	94,512	64,923	437,469	120,531	316,938	20.16%	63,894
392	Stores Equipment	0	0	0	0	0	0	0.00%	0
393	Tools, Shop and Garage Equipment	212,936	0	3,221	209,715	0	209,715	5.13%	10,759
394	Laboratory Equipment	21,046	0	3,311	17,736	648	17,088	9.20%	1,573
395	Power Operated Equipment	125,511	12,549	1,000	137,060	0	137,060	4.81%	6,588
396	Communication Equipment	82,683	0	104	82,579	13,944	68,635	10.47%	7,184
397	Miscellaneous Equipment	621,332	23,360	1,870	642,823	0	642,823	9.72%	62,487
398	Other Tangible Plant	1,729,951	60,844	5,908	1,784,887	334,921	1,449,967	9.38%	136,023
	Subtotal	\$115,279,146	\$3,013,579	\$197,157	\$118,095,569	\$4,232,976	\$113,862,593		\$3,414,343

Contribution(s) in Aid of Construction (Gross)	\$1,195,358
Less: Non Amortizable Contribution(s)	0
Fully Amortized Contribution(s)	0
Amortizable Contribution(s)	\$1,195,358
Times: Proposed Amortization Rate	2.21%
Amortization of CIAC	\$26,464

Less: Amortization of CIAC	\$26,464
DEPRECIATION EXPENSE	\$3,387,879

Instructions: Fill out the Grey Cells with the relevant information. Input 0 or none if there is nothing recorded in that account or there is no applicable information to report.

Global Water-Palo Verde Utilities Company, Inc.
Annual Report
Balance Sheet Assets
12/31/16

Balance Sheet Assets				
	Assets		Balance at Beginning of Year (2016)	Balance at End of Year (2016)
Account No.	Current and Accrued Assets			
131	Cash		\$0	\$0
132	Special Deposits		\$0	\$0
133	Other Special Deposits		\$325,877	\$218,214
134	Working Funds		\$0	\$0
135	Temporary Cash Investments		\$0	\$0
141	Customer Accounts Receivable		\$729,842	\$780,391
142	Other Accounts Receivable		\$4,829	\$0
143	Accumulated Provision for Uncollectable Accounts		(\$131,935)	(\$32,557)
146	Notes Receivable from Associated Companies		\$397,046	\$399,566
151	Plant Material and Supplies		\$11,890	\$6,960
162	Prepayments		\$53,828	\$35,788
173	Accrued Utility Revenue		\$964,499	\$917,198
174	Miscellaneous Current and Accrued Assets		\$0	\$0
	Total Current and Accrued Assets		\$2,355,874	\$2,325,561
	Deferred Debits			
186.1	Deferred Rate Case Expense		\$106,289	\$53,144
190	Accumulated Deferred Income Taxes		\$749,808	\$0
	Total Deferred Debits		\$856,097	\$53,144
	Fixed Assets			
101	Utility Plant in Service*		\$115,279,146	\$118,095,569
103	Property Held for Future Use		\$0	\$0
105	Construction Work in Progress		\$16,542,116	\$20,794,377
108	Accumulated Depreciation (enter as negative)*		(\$32,186,147)	(35,339,665)
121	Non-Utility Property		\$0	\$0
122	Accumulated Depreciation - Non Utility		\$0	\$0
	Total Fixed Assets		\$99,635,115	\$103,550,280
	Other Fixed Assets			
114	Utility Plant Acquisition Adjustments		\$0	\$0
	Total Other Fixed Assets		\$0	\$0
	Total Assets		\$102,847,086	\$105,928,984

Instructions: Fill out the Grey Cells with the relevant information. Input 0 or none if there is nothing recorded in that account or there is no applicable information to report.

Note these items feed automatically from the adjusted end of year balance from AR4.

Global Water-Palo Verde Utilities Company, Inc.
Annual Report
Balance Sheet Liabilities and Owners Equity

Balance Sheet Liabilities and Owners Equity				
	Liabilities		Balance at Beginning of Year (2016)	Balance at End of Year (2016)
Account No.	Current Liabilities			
231	Accounts Payable		\$168,616	\$837,744
232	Notes Payable (Current Portion)		\$0	\$0
234	Notes Payable to Associated Companies		\$112,227	\$0
235	Customer Deposits		\$810,651	\$723,543
236	Accrued Taxes		\$510,088	\$502,959
237	Accrued Interest		\$140,888	\$130,805
241	Miscellaneous Current and Accrued Liabilities		\$363,283	\$423,424
	Total Current Liabilities		\$2,105,752	\$2,618,476
	Long Term Debt			
224	Long Term Debt (Notes and Bonds)		\$0	\$0
	Total Long Term Debt		\$0	\$0
	Deferred Credits			
252	Advances in Aid of Construction		\$27,418,053	\$27,596,681
253	Other Deferred Credits		\$145,250	\$215,522
255	Accumulated Deferred Investment Tax Credits		\$0	\$0
271	Contributions in Aid of Construction		\$1,063,439	\$1,195,358
272	Less: Amortization of Contributions		(\$41,999)	(\$68,462)
281	Accumulated Deferred Income Tax		\$0	\$538,279
	Total Deferred Credits		\$28,584,742	\$29,477,379
	Total Liabilities		\$30,690,494	\$32,095,854
	Capital Accounts			
201	Common Stock Issued		\$10	\$10
211	Other Paid-In Capital		\$56,759,422	\$56,273,538
215	Retained Earnings		\$15,397,160	\$17,559,582
218	Proprietary Capital (Sole Props and Partnerships)		\$0	\$0
	Total Capital		\$72,156,592	\$73,833,130
	Total Liabilities and Capital		\$102,847,086	\$105,928,984

Instructions: Fill out the Grey Cells with the relevant information. Input 0 or none if there is nothing recorded in that account or there is no applicable information to report.

Note: Total liabilities and Capital must match total assets for the beginning and end of the year!

Global Water-Palo Verde Utilities Company, Inc.
Annual Report
Wastewater Comparative Income Statement
12/31/16

Wastewater Comparative Income Statement			
Account No.	Calendar Year	Current Year 01/01/2016 - 12/31/2016	Last Year 01/01/2015 - 12/31/2015
	Operating Revenue		
521	Flat Rate Revenues	\$14,765,249	\$14,242,896
522	Measured Revenues	\$693,498	\$511,106
534	Rents from Wastewater Property	\$80,743	\$81,660
536	Other Wastewater Revenues	\$281,438	\$265,862
	Total Revenues	\$15,820,928	\$15,101,523
	Operating Expenses		
701	Salaries and Wages	\$2,715,095	\$1,933,999
704	Employee Pensions and Benefits	\$295,575	\$288,836
710	Purchased Wastewater Treatment	\$0	\$0
711	Sludge Removal Expense	\$43,132	\$12,456
715	Purchased Power	\$634,422	\$582,535
716	Fuel for Power Production	\$0	\$0
718	Chemicals	\$380,054	\$332,272
720	Materials and Supplies	\$42,614	\$28,071
720.1	Repairs and Maintenance	\$183,242	\$171,912
720.2	Office Supplies and Expense	\$0	\$0
721	Office Expense	\$177,239	\$134,949
731	Contractual Services -Engineering	\$0	\$395
732	Contractual Services - Accounting	\$317,489	\$361,482
733	Contractual Services - Legal	\$195,735	(\$59,207)
734	Contractual Services - Management Fees	\$767,713	\$747,856
735	Contractual Services - Testing	\$42,085	\$34,077
736	Contractual Services - Other	\$134,276	\$138,371
740	Rents - Building	\$44,426	\$25,900
742	Rents - Equipment	\$11,053	\$22,245
750	Transportation Expenses	\$95,663	\$85,869
756	Insurance - Vehicles	\$1,287	\$137
757	Insurance - General Liability	\$181,652	\$121,745
758	Insurance - Worker's Compensation	\$26,647	\$19,482
759	Insurance - Other	\$0	\$0
760	Advertising Expense	\$9,736	\$6,089
766	Regulatory Commission Expense - Rate Case	\$53,145	\$53,145
767	Regulatory Commission Expense - Other	\$33,699	\$27,874
770	Bad Debt Expense	\$28,221	\$47,518
775	Miscellaneous Expense	\$1,411,417	\$642,438
403	Depreciation Expense (From Schedule AR4)	3,387,879	\$3,341,228
408	Taxes Other Than Income	\$0	\$0
408.11	Property Taxes	\$999,217	\$1,005,372
408.12	Payroll Taxes	\$152,482	\$154,899
408.13	Other Taxes and Licenses	\$11,842	\$12,190
409	Income Taxes	\$1,291,487	\$1,786,737
	Total Operating Expenses	\$13,668,523	\$12,060,873
	Operating Income / (Loss)	\$2,152,405	\$3,040,650
	Other Income / (Expense)		
414	Gain (Loss) on Dispositions	\$5,235	(\$43,669)
419	Interest and Dividend Income	\$1,040	\$3,138
421	Non-Utility Income	\$16,352	\$0
426	Miscellaneous Non-Utility (Expense)	\$33	(\$854)
427	Interest (Expense)	(\$12,643)	(\$12,968)
	Total Other Income / (Expense)	\$10,018	(\$54,353)
	Net Income / (Loss)	\$2,162,423	\$2,986,297

Instructions: Fill out the Grey Cells with the relevant information. Input 0 or none if there is nothing recorded in that account or there is no applicable information to report.

Supplemental Financial Data (Long-Term Debt)				
	Loan #1	Loan #2	Loan #3	Loan #4
Date Issued	None	None	None	None
Source of Loan	None	None	None	None
ACC Decision No.	None	None	None	None
Reason for Loan	None	None	None	None
Dollar Amt. Issued	None	None	None	None
Amount Outstanding	None	None	None	None
Date of Maturity	None	None	None	None
Interest Rate	None	None	None	None
Current Year Interest	None	None	None	None
Current Year Principal	None	None	None	None

Meter Deposit Balance at Test Year End:	\$0
---	-----

Meter Deposits Refunded During the Test Year:	\$0
---	-----

List all bonds, notes, loans, and other types of indebtedness in which the proceeds were used in the provision of public utility service. Indebtedness incurred for personal uses by the owner of the utility should not be listed. Input 0 or none if there is nothing to report for that cell.

Wastewater Utility Plant Description	
Name of System:	Palo Verde Utilities Company
Wastewater Inventory Number (if applicable):	NA
Type of Treatment	Other
Design Capacity of Plant (Gallons per day)	9,000,000

LIFT STATION FACILITIES				
Location	Quantity of Pumps	Horsepower Per Pump	Capacity Per Pump (GPM)	Wet Well Capacity (gals)
McDavid	2	70	650	15000
Cobblestone	2	18	1200	8900
Tortosa	2	5	300	10300
Maricopa Groves	2	40	750	24600
Alterra	2	15	690	13200
Rancho El Dorado	1	15	1100	23095
Rancho El Dorado	2	20	1000	23095
Palo Verde WRF	2	34	2350	328000
0	0	0	0	0
0	0	0	0	0

FORCE MAINS		
Size	Material	Length (Feet)
4	Unknown	40
14	Unknown	33
30	Unknown	10
4	Ductile Iron	42
6	Ductile Iron	38
8	Ductile Iron	179
10	Ductile Iron	65
12	Ductile Iron	741
16	Ductile Iron	16
18	Ductile Iron	17
24	Ductile Iron	942
30	Ductile Iron	50
6	PVC	1,961
8	PVC	31,637
10	PVC	6,329
12	PVC	1,520
14	PVC	7,991
24	PVC	5,584
0	0	0
0	0	0

MANHOLES	
Type	Quantity
Standard	4,172
Drop	45

CLEANOUTS	
Quantity	
	322
	0
	0
	0

Wastewater Utility Plant Description (Continued)					
COLLECTION MAINS			SERVICES/LATERALS		
Sizes (inches)	Material	Length (feet)	Size (inches)	Material	Quantity
6	Unknown	98	4	PVC	21,675
24	Unknown	15	6	PVC	11
48	Unknown	19	8	0	0
8	ABS	29	12	0	0
6	Ductile Iron	160	15	0	0
8	Ductile Iron	2,963	0	0	0
10	Ductile Iron	268	0	0	0
12	Ductile Iron	1,339	0	0	0
18	Ductile Iron	196	0	0	0
24	Ductile Iron	641	0	0	0
	30" Ductil Iron	1,907	0	0	0
	12" HDPE	190	0	0	0
	15" HDPE	225	0	0	0
	18" HDPE	2,468	0	0	0
	24" HDPE	16,308	0	0	0
	27" HDPE	1,678	0	0	0
	30" HDPE	17,291	0	0	0
	36" HDPE	2,382	0	0	0
	42" HDPE	10,553	0	0	0
	48" HDPE	5,852	0	0	0
	4" PVC	815	0	0	0
	6" PVC	2,392	0	0	0
	8" PVC	795,677	0	0	0
	10" PVC	48,023	0	0	0
	12" PVC	74,151	0	0	0
	15" PVC	17,413	0	0	0
	18" PVC	9,072	0	0	0
	21" PVC	547	0	0	0
	24" PVC	41,474	0	0	0
	30" PVC	9,328	0	0	0
	36" PVC	28,774	0	0	0
	42" PVC	228	0	0	0
	48" PVC	4,515	0	0	0
	0	0	0	0	0
	0	0	0	0	0

For the following five items, list the utility owned assets in each category for each system.

SOLIDS PROCESSING AND HANDLING FACILITIES	2 x Belt Press; 2 x Conveyor System for Bio-solids; 3 x Influent Trash removal Auger; 1 x Washer Compactor, 2 x Grit Classifier, 1 x Conveyor for Grit/Trash
DISINFECTION EQUIPMENT (Chlorinator, Ultra-Violet, Etc.)	4 x Trojan UV Treatment Modules, Chlorination
FILTRATION EQUIPMENT (Rapid Sand, Slow Sand, Activated Carbon, Etc.)	2 x 1.0 MGD Sand Filters (Gravity, traveling bridge); 2 x 10 MGD Disc Filter
STRUCTURES (Buildings, Fences, Etc.)	1 x Office/Lab/Storage = 1500 sq ft; 1 x SBR Blower Building = 1400 sq ft; 1 x Headworks Building = 2800 sq ft; 1 x Blower / Solids Handling = 2400 sq ft; Masonry Walls = 500 ft; 1 x connex storage; Masonry Brick Walls at Cobblestone LS, Alterra LS, Groves LS, RED LS, Tortosa LS; Chain Link Fense = 2450 ft; McDavid LS Chain link fense
Other (Laboratory Equipment, Tools, Vehicles, Standby, Power Generators, Etc.)	4 x Odor Scrubbers; 1 x Chlorine Injection System, 1 x Bisulfate injection system; 1 x Polymer Injection System; 2 x 1500 kW generator; 2 x 350 kVA Generator; 2 x 80 kVA Gnerators; 2 x 60 kVA Generators; 2 x Hach Water Test Kit (DR2000); 6 xChevy Silverados; 1 x Toyota Tacoma; 1 x Honda Civic; 2 x Vactor Trucks; 1 x Kenworth Roll-off Truck; 1 x roll-off flat bed; 5 x 20 CY roll-off dumpster; 3 x 30 CY Roll-off Dumpsters; 2 x Diesel Pumps; 1 x Mobile Air Compressor; 1 x All terrain forklift

Note: If you are filing for more than one system, please provide separate sheets for each system.

Instructions: Fill out the Grey Cells with the relevant information. Input 0 or none if there is nothing recorded in that account or there is no applicable information to report. Copy and paste this sheet as many times as is necessary.

Global Water-Palo Verde Utilities Company, Inc.
 Annual Report
 Wastewater Flows
 12/31/16

Wastewater Flows			
Month	Number of Services	Total Monthly Sewage Flow	Sewage Flow on Peak Day
January	17,848	88,252,000	3,179,000
February	17,885	81,145,000	3,063,000
March	17,917	83,279,000	2,901,000
April	17,963	77,582,000	2,898,000
May	17,984	77,031,000	2,759,000
June	18,079	73,441,000	2,893,000
July	18,103	78,305,000	2,925,000
August	18,130	82,480,000	3,263,000
September	18,185	81,398,000	3,179,000
October	18,243	77,263,000	2,865,000
November	18,291	79,451,000	3,154,000
December	18,374	81,117,000	3,005,000
	Totals	960,744,000	36,084,000

Provide the following information as applicable per wastewater system:

Method of Effluent Disposal	Reuse
Groundwater Permit Number	0
ADEQ Aquifer Protection Permit ("APP") Number	P105228
ADEQ Aquifer Protection Permit ("APP") Number	P105922
ADEQ Aquifer Protection Permit ("APP") Number	T105228
ADEQ Aquifer Protection Permit ("APP") Number	P105668
ADEQ Reuse Permit Number	R106345
EPA NPDES Permil Number	AZ0025071
APP Effluent Treatment Requirement (Class)?	A+

0

Note: If you are filing for more than one system, please provide separate sheets for each system.

Instructions: Fill out the Grey Cells with the relevent information. Input 0 or none if there is nothing recorded in that account or there is no applicable information to report.

Global Water-Palo Verde Utilities Company, Inc.
 Annual Report
 Utility Shutoffs / Disconnects
 12/31/16

Name of System:	Palo Verde Utilities Company
Wastewater Inventory Number (if applicable):	NA

Utility Shutoffs / Disconnects			
Month	Termination without Notice R14-2-609.B	Termination with Notice R14-2-609.C	Other
January	0	118	0
February	0	141	0
March	0	182	0
April	0	148	0
May	0	101	0
June	0	202	0
July	0	208	0
August	0	395	0
September	0	182	0
October	0	200	0
November	0	125	0
December	0	101	0
Total	0	2,103	0

Other (description):

0

Instructions: Fill out the Grey Cells with the relevant information. Input 0 or none if there is nothing recorded in that account or there is no applicable information to report.

Global Water-Palo Verde Utilities Company, Inc.
Annual Report
Property Taxes
12/31/16

Property Taxes	
Amount of actual property taxes paid during Calendar Year 2016 was	\$1,002,284

<p>If no property taxes paid, explain why.</p> <p>N/A</p>

Instructions: Fill out the Grey Cells with the relevant information. Input 0 or none if there is nothing recorded in that account or there is no applicable information to report.

Global Water-Palo Verde Utilities Company, Inc.
Annual Report
Verification and Statement (Taxes)
12/31/16

RECEIVED
APR 24 2017
ARIZONA CORP COMMISSION
UTILITIES DIVISION - DIRECTOR'S OFFICE

Verification and Statement (Taxes)

Verification: State of Arizona I, the undersigned of the
(state name)

County of (county name): Maricopa
Name (owner or official) title: Jon Corwin, General Manager
Company name: Global Water-Palo Verde Utilities Company, Inc.

DO SAY THAT THIS ANNUAL UTILITY PROPERTY TAX AND SALES TAX REPORT TO THE ARIZONA CORPORATION COMMISSION.

FOR THE YEAR ENDING: 12/31/16

HAS BEEN PREPARED UNDER MY DIRECTION, FROM THE ORIGINAL BOOKS, PAPERS AND RECORDS OF SAID UTILITY; THAT I HAVE CAREFULLY EXAMINED THE SAME, AND DECLARE THE SAME TO BE A COMPLETE AND CORRECT STATEMENT OF BUSINESS AND AFFAIRS OF SAID UTILITY FOR THE PERIOD COVERED BY THIS REPORT IN RESPECT TO EACH AND EVERY MATTER AND THING SET FORTH, TO THE BEST OF MY KNOWLEDGE, INFORMATION AND BELIEF.

Sworn Statement: I HEREBY ATTEST THAT ALL PROPERTY TAXES FOR SAID COMPANY ARE CURRENT AND PAID IN FULL.

I HEREBY ATTEST THAT ALL SALES TAXES FOR SAID COMPANY ARE CURRENT AND PAID IN FULL.

Jon Corwin
signature of owner/official

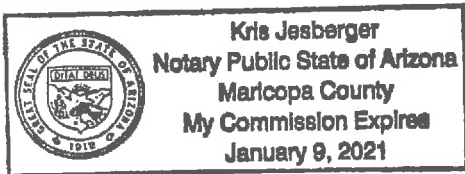
520-265-1947
telephone no.

SUBSCRIBED AND SWORN TO BEFORE ME A NOTARY PUBLIC
IN AND FOR THE COUNTY

THIS 17th DAY OF MARICOPA APRIL 2017
(county name) (month) and (year)

MY COMMISSION EXPIRES 1/9/2021
(date)

Kris Jesberger
(signature of notary public)



RECEIVED
APR 24 2017
ARIZONA CORPORATION COMMISSION
UTILITIES DIVISION - DIRECTOR'S OFFICE

Verification and Statement

Verification:

State of Arizona I, the undersigned of the
(state name)
County of (county name): Maricopa
Name (owner or official) title: Jon Corwin, General Manager
Company name: Global Water-Palo Verde Utilities Company, Inc.

DO SAY THAT THIS ANNUAL UTILITY PROPERTY TAX AND SALES TAX REPORT TO THE ARIZONA CORPORATION COMMISSION.

FOR THE YEAR ENDING: 12/31/16

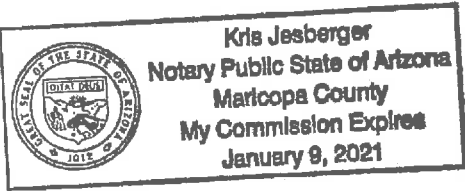
HAS BEEN PREPARED UNDER MY DIRECTION, FROM THE ORIGINAL BOOKS, PAPERS AND RECORDS OF SAID UTILITY; THAT I HAVE CAREFULLY EXAMINED THE SAME, AND DECLARE THE SAME TO BE A COMPLETE AND CORRECT STATEMENT OF BUSINESS AND AFFAIRS OF SAID UTILITY FOR THE PERIOD COVERED BY THIS REPORT IN RESPECT TO EACH AND EVERY MATTER AND THING SET FORTH, TO THE BEST OF MY KNOWLEDGE, INFORMATION AND BELIEF.

Sworn Statement: IN ACCORDANCE WITH THE REQUIREMENTS OF TITLE 40, ARTICLE 8, SECTION 40-401, ARIZONA REVISED STATUTES, IT IS HEREIN REPORTED THAT THE GROSS OPERATING REVENUE OF SAID UTILITY DERIVED FROM ARIZONA INTRASTATE UTILITY OPERATIONS DURING THE CALENDAR YEAR WAS:

Arizona Intrastate Gross Operating Revenues Only (\$)
\$15,799,814
(The amount in the box above includes
\$59,716 in sales taxes
billed or collected)

Jon Corwin
signature of owner/official
520-265-1947
telephone no.

SUBSCRIBED AND SWORN TO BEFORE ME A NOTARY PUBLIC
IN AND FOR THE COUNTY
THIS 17th DAY OF MARICOPA
APRIL (month) and (year) 2017
MY COMMISSION EXPIRES 1/9/2021
(date)



Kris Jesberger
signature of notary public

RECEIVED
APR 24 2017
ARIZONA CORP COMMISSION
UTILITIES DIVISION - DIRECTOR'S OFFICE

Verification and Statement (Residential Revenue)

Verification:

State of Arizona I, the undersigned of the
(state name)

County of (county name): Maricopa
Name (owner or official) title: Jon Corwin, General Manager
Company name: Global Water-Palo Verde Utilities Company, Inc.

DO SAY THAT THIS ANNUAL UTILITY PROPERTY TAX AND SALES TAX REPORT TO THE ARIZONA CORPORATION COMMISSION.

FOR THE YEAR ENDING: 12/31/16

HAS BEEN PREPARED UNDER MY DIRECTION, FROM THE ORIGINAL BOOKS, PAPERS AND RECORDS OF SAID UTILITY; THAT I HAVE CAREFULLY EXAMINED THE SAME, AND DECLARE THE SAME TO BE A COMPLETE AND CORRECT STATEMENT OF BUSINESS AND AFFAIRS OF SAID UTILITY FOR THE PERIOD COVERED BY THIS REPORT IN RESPECT TO EACH AND EVERY MATTER AND THING SET FORTH, TO THE BEST OF MY KNOWLEDGE, INFORMATION AND BELIEF.

Sworn Statement: IN ACCORDANCE WITH THE REQUIREMENTS OF TITLE 40, ARTICLE 8, SECTION 40-401, ARIZONA REVISED STATUTES, IT IS HEREIN REPORTED THAT THE GROSS OPERATING REVENUE OF SAID UTILITY DERIVED FROM ARIZONA INTRASTATE UTILITY OPERATIONS RECEIVED FROM RESIDENTIAL CUSTOMERS DURING THE CALENDAR YEAR WAS:

Arizona Intrastate Gross Operating Revenues Only (\$)

\$14,297,683

(The amount in the box above includes

\$0 in sales taxes billed or collected)

Jon Corwin
signature of owner/official

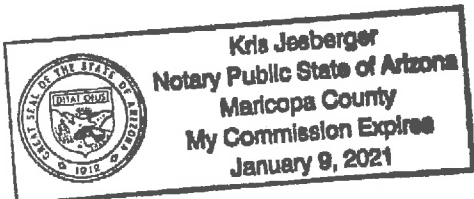
520-265-1947
telephone no.

SUBSCRIBED AND SWORN TO BEFORE ME A NOTARY PUBLIC
IN AND FOR THE COUNTY

MARICOPA
(county name)

THIS 17th DAY OF APRIL 2017
(month) and (year)

MY COMMISSION EXPIRES 1/9/2021
(date)



Kris Jeeberger
(signature of notary public)