

ANNUAL REPORT

Of

Company Name: Global Water-Palo Verde Utilities Company, Inc.

c/o Global Water Resources, Inc.

Mailing Address: 21410 N. 19th Ave., Ste. 220

Phoenix AZ

85027

Docket No.: SW-20445A

For the Year Ended: 12/31/20

RECEIVED BY EMAIL

04/15/2021, 1:02 PM

ARIZONA CORPORATION COMMISSION
UTILITIES DIVISION

WASTEWATER UTILITY

To

Arizona Corporation Commission

Due on April 15th

Email: Util-Compliance@azcc.gov, mail or deliver the completed Annual Report to:

Arizona Corporation Commission

Compliance Section - Utilities Division

1200 West Washington Street

Phoenix, Arizona 85007

Application Type: Original Filing

Application Date: 4/14/2021

ARIZONA CORPORATION COMMISSION
WASTEWATER UTILITY ANNUAL REPORT
Global Water-Palo Verde Utilities Company, Inc.
A Class Utility

For the Calendar Year Ended: 12/31/20

Primary Address: 21410 N. 19th Ave., Suite 220
City: Phoenix State: Arizona Zip Code: 85027

Telephone Number: 480-999-5247

Date of Original Organization of Utility: 12/7/2005

Person to whom correspondence should be addressed concerning this report:

Name: Joanne Ellsworth
Telephone No. : 480-999-5247
Address: 21410 N. 19th Ave., Suite 220
City: Phoenix State: Arizona Zip Code: 85027
Email: joanne.ellsworth@gwresources.com

Regulatory Contact

Name: Joanne Ellsworth
Telephone No. : 480-999-5247
Address: 21410 N. 19th Ave., Suite 220
City: Phoenix State: Arizona Zip Code: 85027
Email: joanne.ellsworth@gwresources.com

On-Site Manager

Name: Jon Corwin
Telephone No. : 520-265-1947
Address: 21410 N. 19th Ave., Suite 220
City: Phoenix State: Arizona Zip Code: 85027
Email: jon.corwin@gwresources.com

Attorney

Name: Tim Sabo
Telephone No. : 480-999-5215
Address: 21410 N. 19th Ave., Suite 220
City: Phoenix State: Arizona Zip Code: 85027
Email: tim.sabo@gwresources.com

Statutory Agent

Name: Mike Liebman
Telephone No. : 480-999-5104
Address: 21410 N. 19th Ave., Suite 220
City: Phoenix State: Arizona Zip Code: 85027
Email: mike.liebman@gwresources.com

Ownership: "C" Corporation

Counties Served: Pinal

ARIZONA CORPORATION COMMISSION
WASTEWATER UTILITY ANNUAL REPORT
Global Water-Palo Verde Utilities Company, Inc.

Important changes during the year

	For those companies not subject to the affiliated interest rules, has there been a change in ownership or direct control during the year?
	If yes, please provide specific details in the box below.
	Company is subject to the affiliated interest rules and has filed an Affiliated Interests Report for 2020.

	Has the company been notified by any other regulatory authorities during the year, that they are out of compliance?
	If yes, please provide specific details in the box below.
	Company is subject to the affiliated interest rules and has filed an Affiliated Interests Report for 2020.

Global Water-Palo Verde Utilities Company, Inc.
Annual Report
Utility Plant in Service (Wastewater)
12/31/20

Utility Plant in Service (Wastewater)							
Account No.	Description	Beginning Year Original Cost	Current Year Additions	Current Year Retirements	Adjusted Original Cost	Accumulated Depreciation	OCLD (OC less AD)
351	Organization	\$0	\$0	\$0	\$0	\$0	\$0
352	Franchises	0	0	0	0	0	0
353	Land and Land Rights	274,552	28,356	0	302,909	0	302,909
354	Structures and Improvements	36,308,015	179,689	1,211,412	35,276,292	10,459,184	24,817,109
355	Power Generation Equipment	1,330,871	0	0	1,330,871	455,927	874,943
360	Collections Wastewater - Force	5,171,377	1,429	0	5,172,806	1,437,585	3,735,221
361	Collections Wastewater - Gravity	51,120,469	1,604,319	0	52,724,788	13,863,790	38,860,997
362	Special Collecting Structures	567,112	0	1,499	565,614	47,226	518,388
363	Services to Customers	5,965,025	1,512,047	0	7,477,072	1,516,058	5,961,014
364	Flow Measuring Devices	59,429	21,501	3,028	77,903	37,559	40,344
365	Flow Measuring Installations	0	0	0	0	0	0
366	Reuse Services	0	0	0	0	0	0
367	Reuse Meters & Meter Installations	0	0	0	0	0	0
370	Receiving Wells	1,183,361	0	0	1,183,361	548,447	634,914
371	Pumping Equipment	5,621,654	218,097	63,484	5,776,267	4,386,616	1,389,651
374	Reuse Distribution Reservoirs	1,370,840	0	3,937	1,366,903	445,543	921,360
375	Reuse Trans. And Distr. Equipment	14,396,781	20,964	0	14,417,744	4,449,999	9,967,746
380	Treatment and Disposal Equipment	12,834,508	663,600	149,414	13,348,694	4,076,938	9,271,756
381	Plant Sewers	789,702	0	0	789,702	214,502	575,200
382	Outfall Sewer Lines	353,645	0	0	353,645	217,194	136,451
389	Other Plant and Misc. Equipment	2,443,673	45,362	55,386	2,433,649	1,742,665	690,983
390	Office Furniture and Equipment	103,022	1,311	0	104,333	50,136	54,197
390.1	Computer & Software	356,506	56,555	0	413,061	330,310	82,750
391	Transportation Equipment	543,004	0	0	543,004	390,936	152,067
392	Stores Equipment	0	0	0	0	0	0
393	Tools, Shop and Garage Equipment	195,721	0	0	195,721	106,082	89,639
394	Laboratory Equipment	16,314	0	0	16,314	13,458	2,856
395	Power Operated Equipment	186,183	414,252	0	600,435	63,689	536,747
396	Communication Equipment	79,532	0	2,479	77,054	41,762	35,291
397	Miscellaneous Equipment	593,472	0	5,438	588,034	488,151	99,883
398	Other Tangible Plant	179,425	36,963	0	216,388	86,412	129,976
	Totals	\$142,044,193	\$4,804,447	\$1,496,077	\$145,352,564	\$45,470,171	\$99,882,393

Instructions: Fill out the Grey Cells with the relevent information. Input 0 or none if there is nothing recorded in that account or there is no applicable information to report.

Global Water-Palo Verde Utilities Company, Inc.
 Annual Report
 Depreciation Expense for the Current Year (Wastewater)
 12/31/20

Depreciation Expense for the Current Year (Wastewater)								
Account No.	Description	Beginning Year Original Cost	Current Year Additions	Current Year Retirements	Adjusted Original Cost	Fully Depreciated/Non-depreciable Plant	Depreciation Percentages	Depreciation Expense
351	Organization	\$0	\$0	\$0	\$0	\$0	0.00%	\$0
352	Franchises	0	0	0	0	0	0.00%	0
353	Land and Land Rights	274,552	28,356	0	302,909	302,909	0.00%	0
354	Structures and Improvements	36,308,015	179,689	1,211,412	35,276,292	0	3.39%	1,212,434
355	Power Generation Equipment	1,330,871	0	0	1,330,871	0	5.00%	66,544
360	Collections Wastewater - Force	5,171,377	1,429	0	5,172,806	0	2.00%	103,442
361	Collections Wastewater - Gravity	51,120,469	1,604,319	0	52,724,788	0	2.00%	1,038,883
362	Special Collecting Structures	567,112	0	1,499	565,614	531	2.00%	11,324
363	Services to Customers	5,965,025	1,512,047	0	7,477,072	0	2.00%	134,421
364	Flow Measuring Devices	59,429	21,501	3,028	77,903	19,163	10.36%	5,128
365	Flow Measuring Installations	0	0	0	0	0	0.00%	0
366	Reuse Services	0	0	0	0	0	0.00%	0
367	Reuse Meters & Meter Installations	0	0	0	0	0	0.00%	0
370	Receiving Wells	1,183,361	0	0	1,183,361	0	3.33%	39,445
371	Pumping Equipment	5,621,654	218,097	63,484	5,776,267	3,500,407	13.18%	289,791
374	Reuse Distribution Reservoirs	1,370,840	0	3,937	1,366,903	0	2.96%	40,501
375	Reuse Trans. And Distr. Equipment	14,396,781	20,964	0	14,417,744	0	2.65%	381,332
380	Treatment and Disposal Equipment	12,834,508	663,600	149,414	13,348,694	0	5.66%	741,005
381	Plant Sewers	789,702	0	0	789,702	0	5.01%	39,530
382	Outfall Sewer Lines	353,645	0	0	353,645	0	3.33%	11,788
389	Other Plant and Misc. Equipment	2,443,673	45,362	55,386	2,433,649	29,348	6.58%	158,418
390	Office Furniture and Equipment	103,022	1,311	0	104,333	0	5.04%	5,229
390.1	Computer & Software	356,506	56,555	0	413,061	13,049	9.36%	34,799
391	Transportation Equipment	543,004	0	0	543,004	221,190	19.84%	63,835
392	Stores Equipment	0	0	0	0	0	0.00%	0
393	Tools, Shop and Garage Equipment	195,721	0	0	195,721	0	5.46%	10,679
394	Laboratory Equipment	16,314	0	0	16,314	12,338	9.73%	387
395	Power Operated Equipment	186,183	414,252	0	600,435	0	5.02%	19,746
396	Communication Equipment	79,532	0	2,479	77,054	21,111	14.13%	8,078
397	Miscellaneous Equipment	593,472	0	5,438	588,034	356,024	12.39%	29,078
398	Other Tangible Plant	179,425	36,963	0	216,388	71,272	17.18%	21,756
	Subtotal	\$142,044,193	\$4,804,447	\$1,496,077	\$145,352,564	\$4,547,343		\$4,467,572

Contribution(s) in Aid of Construction (Gross) \$2,130,826
 Less: Non Amortizable Contribution(s) 0
 Fully Amortized Contribution(s) 0
 Amortizable Contribution(s) \$2,130,826
 Times: Proposed Amortization Rate 3.28%
Amortization of CIAC \$69,803

Less: Amortization of CIAC \$69,803

DEPRECIATION EXPENSE \$4,397,768

Instructions: Fill out the Grey Cells with the relevent information. Input 0 or none if there is nothing recorded in that account or there is no applicable information to report.

Global Water-Palo Verde Utilities Company, Inc.
Annual Report
Balance Sheet Assets
12/31/20

Balance Sheet Assets				
	Assets		Balance at Beginning of Year (2020)	Balance at End of Year (2020)
Account No.	Current and Accrued Assets			
131	Cash		\$0	\$0
132	Special Deposits		0	0
133	Other Special Deposits		813,309	1,319,122
134	Working Funds		0	0
135	Temporary Cash Investments		0	0
141	Customer Accounts Receivable		901,439	1,105,743
142	Other Accounts Receivable		1,301	1,736
143	Accumulated Provision for Uncollectable Accounts		(37,056)	(98,005)
146	Notes Receivable from Associated Companies		514,462	0
151	Plant Material and Supplies		0	0
162	Prepayments		13,592	8,771
173	Accrued Utility Revenue		1,178,509	1,348,146
174	Miscellaneous Current and Accrued Assets		0	0
	Total Current and Accrued Assets		\$3,385,556	\$3,685,514
	Deferred Debits			
186.1	Deferred Rate Case Expense		\$0	0
190	Accumulated Deferred Income Taxes		0	0
	Total Deferred Debits		\$0	\$0
	Fixed Assets			
101	Utility Plant in Service*		\$142,044,193	\$145,352,564
103	Property Held for Future Use		0	0
105	Construction Work in Progress		16,244,924	16,382,816
108	Accumulated Depreciation (enter as negative)*		(41,808,554)	(45,470,171)
121	Non-Utility Property		0	0
122	Accumulated Depreciation - Non Utility		0	0
	Total Fixed Assets		\$116,480,563	\$116,265,208
	Other Fixed Assets			
114	Utility Plant Acquisition Adjustments		0	0
	Total Other Fixed Assets		\$0	\$0
	Total Assets		\$119,866,119	\$119,950,723

Instructions: Fill out the Grey Cells with the relevant information. Input 0 or none if there is nothing recorded in that account or there is no applicable information to report.

Note these items feed automatically from the adjusted end of year balance from AR4.

Global Water-Palo Verde Utilities Company, Inc.
Annual Report
Balance Sheet Liabilities and Owners Equity

Balance Sheet Liabilities and Owners Equity				
	Liabilities		Balance at Beginning of Year (2020)	Balance at End of Year (2020)
Account No.	Current Liabilities			
231	Accounts Payable		\$255,646	\$22,328
232	Notes Payable (Current Portion)		0	0
234	Notes Payable to Associated Companies		0	0
235	Customer Deposits		677,530	677,530
236	Accrued Taxes		593,605	631,615
237	Accrued Interest		120,998	120,998
241	Miscellaneous Current and Accrued Liabilities		870,797	621,667
253	Other Deferred Credits		0	0
	Total Current Liabilities		\$2,518,575	\$2,074,137
	Long Term Debt			
224	Long Term Debt (Notes and Bonds)		\$0	\$0
	Total Long Term Debt		\$0	\$0
	Deferred Credits			
252	Advances in Aid of Construction		\$29,259,099	\$32,865,636
253	Other Deferred Credits		805,064	1,225,272
255	Accumulated Deferred Investment Tax Credits		0	0
271	Contributions in Aid of Construction		1,712,515	2,130,826
272	Less: Amortization of Contributions		(189,096)	(258,900)
281	Accumulated Deferred Income Tax		5,802,851	5,119,663
	Total Deferred Credits		\$37,390,433	\$41,082,498
	Total Liabilities		\$39,909,008	\$43,156,635
	Capital Accounts			
201	Common Stock Issued		\$10	\$10
211	Other Paid-In Capital		53,967,252	47,600,364
215	Retained Earnings		25,989,848	29,193,714
218	Proprietary Capital (Sole Props and Partnerships)		0	0
	Total Capital		\$79,957,110	\$76,794,088
	Total Liabilities and Capital		\$119,866,119	\$119,950,723

Instructions: Fill out the Grey Cells with the relevant information. Input 0 or none if there is nothing recorded in that account or there is no applicable information to report.

Note: Total liabilities and Capital must match total assets for the beginning and end of the year!

Global Water-Palo Verde Utilities Company, Inc.
 Annual Report
 Full time equivalent employees
 12/31/20

Full time equivalent employees

	Direct Company	Allocated	Outside service	Total
President	0.0	0.4	0.0	0.4
Vice-president	0.0	3.0	0.0	3.0
Manager	0.0	0.5	0.0	0.5
Engineering Staff	0.0	3.0	1.0	4.0
System Operator(s)	0.0	10.5	0.0	10.5
Customer Service	0.0	4.0	0.0	4.0
Accounting	0.0	2.7	0.0	2.7
Business Office	0.0	4.2	0.0	4.2
Rates Department	0.0	0.5	0.0	0.5
Administrative Staff	0.0	7.2	0.0	7.2
Other	0.0	0.0	0.0	0.0
Total	0.0	36.0	1.0	37.0

Instructions: Fill out the Grey Cells with the relevant information. Input 0 or none if there is nothing recorded in that account or there is no applicable information to report. A full-time employee is based on 2080 total hours per year. Please calculate partial employees using 2080 hours.

Global Water-Palo Verde Utilities Company, Inc.
Annual Report
Wastewater Comparative Income Statement
12/31/20

Wastewater Comparative Income Statement			
Account No.	Calendar Year	Current Year 01/01/2020 -	Last Year 01/01/2019 -
	Operating Revenue		
521	Flat Rate Revenues	\$18,029,838	\$17,109,428
522	Measured Revenues	1,168,424	907,934
534	Rents from Wastewater Property	139,682	63,911
536	Other Wastewater Revenues	215,508	370,274
	Total Revenues	\$19,553,453	\$18,451,547
	Operating Expenses		
701	Salaries and Wages	\$3,888,533	\$3,004,769
704	Employee Pensions and Benefits	536,155	417,697
710	Purchased Wastewater Treatment	0	0
711	Sludge Removal Expense	10,920	13,904
715	Purchased Power	722,579	661,985
716	Fuel for Power Production	0	0
718	Chemicals	240,517	233,931
720	Materials and Supplies	27,415	37,549
720.1	Repairs and Maintenance	139,945	144,973
720.2	Office Supplies and Expense	0	0
721	Office Expense	148,369	119,137
731	Contractual Services -Engineering	0	0
732	Contractual Services - Accounting	311,902	333,326
733	Contractual Services - Legal	138,337	240,077
734	Contractual Services - Management Fees	0	856,672
735	Contractual Services - Testing	39,882	37,498
736	Contractual Services - Other	672,698	253,198
740	Rents - Building	81,826	81,747
742	Rents - Equipment	18,141	29,782
750	Transportation Expenses	126,678	101,455
757	Insurance - General Liability	218,826	196,398
758	Insurance - Worker's Compensation	43,061	42,755
759	Insurance - Other	0	0
760	Advertising Expense	15,189	13,698
766	Regulatory Commission Expense - Rate Case	0	0
767	Regulatory Commission Expense - Other	37,678	32,503
770	Bad Debt Expense	93,714	55,316
775	Miscellaneous Expense	1,283,399	1,285,542
403	Depreciation Expense (From Schedule AR4)	4,397,768	4,222,759
408	Taxes Other Than Income	92,441	94,767
408	Taxes Other Than Income	0	0
408.11	Property Taxes	1,237,301	1,166,305
408.12	Payroll Taxes	229,101	175,543
408.13	Other Taxes and Licenses	0	2,690
409	Income Taxes	1,174,493	2,311,750
	Total Operating Expenses	\$15,926,867	\$16,167,725
	Operating Income / (Loss)	\$3,626,586	\$2,283,822
	Other Income / (Expense)		
414	Gain (Loss) on Dispositions	(\$548,586)	(\$736)
419	Interest and Dividend Income	826	2,755
421	Non-Utility Income	0	(7,007)
426	Miscellaneous Non-Utility (Expense)	174,176	(862)
427	Interest (Expense)	(49,136)	(56,049)
	Total Other Income / (Expense)	(\$422,720)	(\$61,900)
	Net Income / (Loss)	\$3,203,866	\$2,221,922

Instructions: Fill out the Grey Cells with the relevent information. Input 0 or none if there is nothing recorded in that account or there is no applicable information to report.

Global Water-Palo Verde Utilities Company, Inc.
 Annual Report
 Supplemental Financial Data (Long-Term Debt)
 12/31/20

Supplemental Financial Data (Long-Term Debt)				
	Loan #1	Loan #2	Loan #3	Loan #4
Date Issued	N/A	N/A	N/A	N/A
Source of Loan	N/A	N/A	N/A	N/A
ACC Decision No.	N/A	N/A	N/A	N/A
Reason for Loan	N/A	N/A	N/A	N/A
Dollar Amt. Issued	N/A	N/A	N/A	N/A
Amount Outstanding	N/A	N/A	N/A	N/A
Date of Maturity	N/A	N/A	N/A	N/A
Interest Rate	N/A	N/A	N/A	N/A
Current Year Interest	N/A	N/A	N/A	N/A
Current Year Principal	N/A	N/A	N/A	N/A

Meter Deposit Balance at Test Year End:	\$0
-----------------------------------------	-----

Meter Deposits Refunded During the Test Year:	\$0
-----------------------------------------------	-----

List all bonds, notes, loans, and other types of indebtedness in which the proceeds were used in the provision of public utility service. Indebtedness incurred for personal uses by the owner of the utility should not be listed. Input 0 or none if there is nothing to report for that cell.

Global Water-Palo Verde Utilities Company, Inc.
 Annual Report
 Wastewater Utility Plant Description
 12/31/20

Wastewater Utility Plant Description	
Name of System:	Palo Verde Utilities Company North Area
Wastewater Inventory Number (if applicable):	N/A
Type of Treatment	Other
Design Capacity of Plant (Gallons per day)	12,000,000

LIFT STATION FACILITIES					
Location	Quantity of Pumps	Horsepower Per Pump	Rated Capacity Per Pump (GPM)	Wet Well Capacity (gals)	Year Constructed
McDavid	2	70	650	15000	2005
Cobblestone	2	18	1200	8900	2003
Tortosa	2	5	300	10300	2005
Maricopa Groves	2	34	750	24600	2004
Alterra	2	15.4	690	13200	2005
Rancho El Dorado	3	15	1100	23095	2003
Palo Verde WRF	3	34	2350	328000	2006
Smith Enke Lift Station	4	10	900	5880	2018
0	0	0	0	0	0
0	0	0	0	0	0
0	0	0	0	0	0
0	0	0	0	0	0
0	0	0	0	0	0
0	0	0	0	0	0
0	0	0	0	0	0
0	0	0	0	0	0
0	0	0	0	0	0

FORCE MAINS		
Size	Material	Length (Feet)
8	Unknown	40
10	Unknown	150
12	Unknown	60
18	Unknown	174
20	Unknown	224
4	Ductile Iron	42
6	Ductile Iron	99
8	Ductile Iron	179
10	Ductile Iron	65
12	Ductile Iron	741
16	Ductile Iron	187
18	Ductile Iron	17
24	Ductile Iron	942
30	Ductile Iron	50
6	PVC	1,961
8	PVC	23,500
10	PVC	6,329
12	PVC	1,520
14	PVC	7,991
24	PVC	5,584

MANHOLES	
Type	Quantity
Standard	4,388
Drop	45

CLEANOUTS	
Quantity	
	252
	0
	0
	0

Instructions: Fill out the Grey Cells with the relevant information. Input 0 or none if there is nothing recorded in that account or there is no applicable information to report. Copy and paste this sheet as many times as is necessary.

Global Water-Palo Verde Utilities Company, Inc.
 Annual Report
 Wastewater Utility Plant Description (Continued)

Wastewater Utility Plant Description (Continued)					
COLLECTION MAINS			SERVICES/LATERALS		
Sizes (inches)	Material	Length (feet)	Size (inches)	Material	Quantity
6	Unknown	98	4	PVC	23,300
24	Unknown	15	6	PVC	31
48	Unknown	49	8	0	0
8	ABS	24	12	0	0
6	Ductile Iron	160			
8	Ductile Iron	3,600			
10	Ductile Iron	268			
12	Ductile Iron	1,600			
18	Ductile Iron	162			
24	Ductile Iron	641			
30	Ductile Iron	1,800			
12	HDPE	175			
15	HDPE	225			
18	HDPE	2,468			
24	HDPE	16,308			
27	HDPE	1,678			
30	HDPE	17,291			
36	HDPE	2,382			
42	HDPE	10,553			
48	HDPE	6,600			
4	PVC	733			
6	PVC	3,200			
8	PVC	828,700			
10	PVC	49,900			
12	PVC	73,900			
15	PVC	18,800			
18	PVC	9,900			
21	PVC	547			
24	PVC	37,900			
30	PVC	11,800			
36	PVC	28,774			
42	PVC	228			
48	PVC	4,515			

Global Water-Palo Verde Utilities Company, Inc.
 Annual Report
 Wastewater Utility Plant Description (Continued)

Wastewater Utility Plant Description (Continued)					
GRAVITY MAINS			SERVICES/LATERALS		
Sizes (inches)	Material	Length (feet)	Size (inches)	Material	Quantity
12	HDPE	174	2	NA	0
15	HDPE	225	4	NA	0
30	HDPE	2,465	6	NA	0
36	HDPE	8,723	8	NA	0
42	HDPE	5,284			
48	HDPE	5,825			
NA	NA	0			
NA	NA	0			
NA	NA	0			
NA	NA	0			
NA	NA	0			
NA	NA	0			
NA	NA	0			
NA	NA	0			
NA	NA	0			
NA	NA	0			

For the following five items, list the utility owned assets in each category for each system.

SOLIDS PROCESSING AND HANDLING FACILITIES	Influent Trash Removal Auger, Grit Classifier, Conveyor for Grit/Trash
DISINFECTION EQUIPMENT (Chlorinator, Ultra-Violet, Etc.)	1 x Low Pressure High Intensity Ultra-Violet
FILTRATION EQUIPMENT (Rapid Sand, Slow Sand, Activated Carbon, Etc.)	2 x 1.0 MGD Sand Filter
STRUCTURES (Buildings, Fences, Etc.)	1 x Office/Lab/Storage, 1 x SBR Blower Building, Block Wall Around Odor Control and Filtration, Headworks Building, Belt Press Building
Other (Laboratory Equipment, Tools, Vehicles, Standby, Power Generators, Etc.)	NA

Note: If you are filing for more than one system, please provide separate sheets for each system.

Instructions: Fill out the Grey Cells with the relevant information. Input 0 or none if there is nothing recorded in that account or there is no applicable information to report. Copy and paste this sheet as many times as is necessary.

Wastewater Utility Plant Description (Continued)

For the following five items, list the utility owned assets in each category for each system.

SOLIDS PROCESSING AND HANDLING FACILITIES	2 x Belt Press; 2 x Conveyor System for Bio-solids; 3 x Influent Trash removal Auger; 1 x Washer Compactor, 2 x Grit Classifier, 1 x Conveyor for Grit/Trash, 1 x bar screen at influent lift station
DISINFECTION EQUIPMENT (Chlorinator, Ultra-Violet,	4 x Trojan UV Treatment Module, Chlorination
FILTRATION EQUIPMENT (Rapid Sand, Slow Sand, Activated Carbon, Etc.)	2 x 10 MGD Disc Filter
STRUCTURES (Buildings, Fences, Etc.)	1 x Office/Lab/Storage = 1500 sq ft; 1 x Blower Building = 1400 sq ft; 1 x Headworks Building = 2800 sq ft; 4 x Clarifier Tanks, 2 x IFAS trains, 1 x Blower / Solids Handling = 2400 sq ft; Masonry Walls = 1,878 ft; 2 x connex storage; Masonry Brick Walls at Cobblestone LS, Alterra LS, Groves LS, RED LS, Smith Enke LS, Tortosa LS; Chain Link Fense = 2450 ft; McDavid LS Chain link fense
Other (Laboratory Equipment, Tools, Vehicles, Standby, Power Generators, Etc.)	6 x Odor Scrubber; 1 x Chlorine Injection, 1 x Bisulfate injection system; 1 x Polymer Injection System; 2 x 1500 kW generator; 2 x 350 kVA Generator; 2 x 80 kVA Gnerators; 2 x 60 kVA Generators; 2 x Hach Water Test Kit (DR2000); 1x Chevy 15001x Ford Fusion; 3x F150; 3x Tacoma 1 x Honda Civic; 2 x Ford Explorer; 2 x Ford F-350; 2 x Vactor Trucks; 1 x Kenworth Roll-off Truck; 1 x roll-off flat bed; 7 x 20 CY roll-off dumpster; 3 x 30 CY Roll-off Dumpsters; 3 x Diesel Pumps; 1 x Mobile Air Compressor; 1 x All terrain forklift, 900 ECO Body Vac-Truck

Instructions: Fill out the Grey Cells with the relevent information. Input 0 or none if there is nothing recorded in that account or there is no applicable information to report. Copy and paste this sheet as many times as is necessary.

Global Water-Palo Verde Utilities Company, Inc.
 Annual Report
 Wastewater Flows
 12/31/20

Wastewater Flows					
Month	Number of Services	Total Monthly Sewage Flow (Gallons)	Sewage Flow on Peak Day	Purchased Power Expense ¹	Purchased Power (kWh) ²
January	21,225	93,182,702	3,493,236	\$58,975	582,883
February	21,291	88,576,207	3,604,069	56,209	535,211
March	21,365	99,966,000	3,440,000	61,448	604,611
April	21,421	96,156,000	3,423,000	57,693	566,829
May	21,470	99,820,000	3,377,000	59,657	585,584
June	21,537	95,099,000	3,300,000	61,752	712,744
July	21,601	97,763,000	3,460,000	62,995	615,285
August	21,813	99,810,000	3,560,000	59,708	584,088
September	22,039	96,074,000	3,479,000	60,648	591,996
October	22,233	103,898,000	4,092,000	58,474	575,051
November	22,397	98,419,000	3,562,000	56,948	552,796
December	22,568	98,606,000	3,435,000	62,286	612,157
	Totals	1,167,369,909	42,225,305	\$716,793	7,119,235

Provide the following information as applicable per wastewater system:

Method of Effluent Disposal	Reuse
Groundwater Permit Number	0
ADEQ Aquifer Protection Permit ("APP") Number	P105228
ADEQ Reuse Permit Number	R106345
EPA NPDES Permil Number	AZ0025071
APP Effluent Treatment Requirement (Class)?	A+
Permitted Flow Rate	12 MGD
Permitted Organic Capacity	5 MGD
Hydraulic Capacity	5 MGD
Type of Biological Treatment	N/A

In the space below, list all violations within the past 12 months:

No violations within last 12 months. APP permit: 2 exceedances of the daily limit for E. coli.

Note: If you are filing for more than one system, please provide separate sheets for each system.

¹ Enter the total purchased power costs for the power meters associated with this system.

² Enter the total purchased kWh used by the power meters associated with this system.

Instructions: Fill out the Grey Cells with the relevent information. Input 0 or none if there is nothing recorded in that account or there is no applicable information to report.

Global Water-Palo Verde Utilities Company, Inc.
 Annual Report
 Wastewater Flows
 12/31/20

Wastewater Flows					
Month	Number of Services	Total Monthly Sewage Flow	Sewage Flow on Peak Day	Purchased Power Expense ¹	Purchased Power (kWh) ²
January	0	0	0	0	0
February	0	0	0	0	0
March	0	0	0	0	0
April	0	0	0	0	0
May	0	0	0	0	0
June	0	0	0	0	0
July	0	0	0	0	0
August	0	0	0	0	0
September	0	0	0	0	0
October	0	0	0	0	0
November	0	0	0	0	0
December	0	0	0	0	0
	Totals	0	0	\$0	0

Provide the following information as applicable per wastewater system:

Method of Effluent Disposal	Groundwater Recharge
Groundwater Permit Number	71-216374.0000
ADEQ Aquifer Protection Permit ("APP") Number	P-105668
ADEQ Reuse Permit Number	0
EPA NPDES Permil Number	0
APP Effluent Treatment Requirement (Class)?	A+
Permitted Flow Rate	1.0 MGD
Permitted Organic Capacity	1.0 MGD
Hydraulic Capacity	1.0 MGD
Type of Biological Treatment	Sequenced Batch Reactor (SBR)

In the space below, list all violations within the past 12 months:

No violations within last 12 months. Not Constructed.

Note: If you are filing for more than one system, please provide separate sheets for each system.

¹ Enter the total purchased power costs for the power meters associated with this system.

² Enter the total purchased kWh used by the power meters associated with this system.

Instructions: Fill out the Grey Cells with the relevent information. Input 0 or none if there is nothing recorded in that account or there is no applicable information to report.

Other Wastewater System Information

Provide a calculation used to determine the value of one wastewater equivalent residential connection (ERC).

Use one of the following methods:

- (a) If actual flow data are available from the preceding 12 months, divide the total annual single family residence (SFR) gallons sold by the average number of single family residence customers for the same period and divide the result by 365 days.
- (b) If no historical flow data are available, use:
 $ERC = (\text{Total SFR gallons treated (Omit 000)} / 365 \text{ days} / 280 \text{ gallons per day})$

For wastewater only utilities:

Subtract all general use and other non residential customer gallons from the total gallons treated. Divide the remainder (SFR customers) by 365 days to reveal single family residence customer gallons per day.

NOTE: Total gallons treated includes both treated and purchased treatment.

ERC

140

 Method used:

(a)

What is the present system connection capacity (in ERCs *) using existing lines?

35,689

What is the future system connection capacity (in ERCs *) upon service area buildout?

85,653

Describe any plans and estimated completion dates for any enlargements or improvements of this system.

Additional IFAS media will be installed in Campus 1 when wastewater flows reach 4.75 MGD to enable treatment up to 6.0 MGD. An estimated completion date cannot be supplied because this improvement is based on future flow. The facility is permitted for 12 MGD, current treatment configuration is 5 MGD (reference ADEQ APP 105228 LTF 64823) . The PVUC Campus 2 facility has been constructed and can treat up to 1MGD, however no development has occurred to produce wastewater flow. On Feb 24, 2021 Andrew Smith, ACC's Engineer Supervisor advised not to report any ERC data until the facility is receiving wastewater flow. The Campus 2 facility is projected to begin receiving wastewater flow on September 1

If the utility uses reuse as a means of effluent disposal, attach a list of the reuse end users and the amount of reuse provided to each, if known.

Cobblestone HOA 53.5 MG (164.1 AF) Province HOA 145.2 MG (445.6 AF) UofA 37.9 MG (116.2 AF)
 Glennwilde HOA used 103.3 MG (316.1 AF) Villages HOA used 63.9 MG (196.2 AF)
 Pacana Park used 25.8 MG (79.8 AF) Homestead HOA used 73.3 MG (225.0 AF)
 Meadows HOA -124.5 MG (382.4 AF) RED III HOA - 105.4 MG (323.4 AF) UofA - 37.8 MG (116.2 AF)
 Rancho Mirage HOA used 59.8 MG (183.5 AF) Sorrento HOA used 36.2 MG (110.9 AF)

If the utility does not engage in reuse, has a reuse feasibility study been completed?

N/A

If so, when?

NA

Global Water-Palo Verde Utilities Company, Inc.
 Annual Report
 Utility Shutoffs / Disconnects
 12/31/20

Utility Shutoffs / Disconnects	
Name of System:	Palo Verde Utilities Company SW Area
Wastewater Inventory Number (if applicable):	N/A

Month	Termination without Notice R14-2-609.B	Termination with Notice R14-2-609.C	Other
January	0	0	0
February	0	0	0
March	0	0	0
April	0	0	0
May	0	0	0
June	0	0	0
July	0	0	0
August	0	0	0
September	0	0	0
October	0	0	0
November	0	0	0
December	0	0	0
Total	0	0	0

Other (description):

0	
---	--

Instructions: Fill out the Grey Cells with the relevent information. Input 0 or none if there is nothing recorded in that account or there is no applicable information to report.

Global Water-Palo Verde Utilities Company, Inc.
 Annual Report
 Utility Shutoffs / Disconnects
 12/31/20

Utility Shutoffs / Disconnects	
Name of System:	Palo Verde Utilities Company North Area
Wastewater Inventory Number (if applicable):	N/A

Month	Termination without Notice R14-2-609.B	Termination with Notice R14-2-609.C	Other
January	0	0	0
February	0	58	0
March	0	11	0
April	0	0	0
May	0	0	0
June	0	0	0
July	0	0	0
August	0	0	0
September	0	0	0
October	0	0	0
November	0	0	0
December	0	0	0
Total	0	69	0

Other (description):

0	
---	--

Instructions: Fill out the Grey Cells with the relevent information. Input 0 or none if there is nothing recorded in that account or there is no applicable information to report.

Global Water-Palo Verde Utilities Company, Inc.
Annual Report
Property Taxes
12/31/20

Property Taxes	
Amount of actual property taxes paid during Calendar Year 2020 was	\$1,201,584

If no property taxes paid, explain why.
N/A

Instructions: Fill out the Grey Cells with the relevant information. Input 0 or none if there is nothing recorded in that account or there is no applicable information to report.

Verification and Sworn Statement (Taxes)

Verification: State of Arizona I, the undersigned of the
(state name)

County of (county name): Maricopa
Name (owner or official) title: Joanne Ellsworth
Company name: Global Water-Palo Verde Utilities Company, Inc.

DO SAY THAT THIS ANNUAL UTILITY PROPERTY TAX AND SALES TAX REPORT TO THE ARIZONA CORPORATION COMMISSION.

FOR THE YEAR ENDING: 12/31/20

HAS BEEN PREPARED UNDER MY DIRECTION, FROM THE ORIGINAL BOOKS, PAPERS AND RECORDS OF SAID UTILITY; THAT I HAVE CAREFULLY EXAMINED THE SAME, AND DECLARE THE SAME TO BE A COMPLETE AND CORRECT STATEMENT OF BUSINESS AND AFFAIRS OF SAID UTILITY FOR THE PERIOD COVERED BY THIS REPORT IN RESPECT TO EACH AND EVERY MATTER AND THING SET FORTH, TO THE BEST OF MY KNOWLEDGE, INFORMATION AND BELIEF.

Sworn Statement: I HEREBY ATTEST THAT ALL PROPERTY TAXES FOR SAID COMPANY ARE CURRENT AND PAID IN FULL.

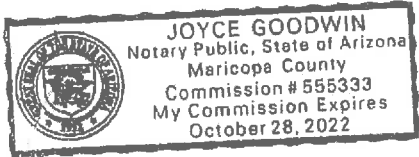
I HEREBY ATTEST THAT ALL SALES TAXES FOR SAID COMPANY ARE CURRENT AND PAID IN FULL.

Joanne Ellsworth
signature of owner/official
480-999-5247
telephone no.

SUBSCRIBED AND SWORN TO BEFORE ME A NOTARY PUBLIC
IN AND FOR THE COUNTY

THIS 15th DAY OF MARICOPA
April, 2021
(month) and (year)

MY COMMISSION EXPIRES October 28, 2022
(date)



[Signature]
(signature of notary public)

Gross-up Sharing Method for Income Tax Statement of Certification

Verification:

State of Arizona I, the undersigned of the
(state name)

County of (county name): Maricopa
Name (owner or official) title: Joanne Ellsworth
Company name: Global Water-Palo Verde Utilities Company, Inc.

FOR THE YEAR ENDING: 12/31/20


Sworn Statement: IN ACCORDANCE WITH THE REQUIREMENTS OF DECISION NO. 77084, BECAUSE THE UTILITY REQUIRES THE GROSS UP OF ADVANCES AND CONTRIBUTIONS, I HEREBY STATE THAT THE UTILITY HAS INCURRED OR IS EXPECTED TO INCUR A NET INCREASE IN CURRENT INCOME TAX EXPENSE OR A DECREASE IN DEFERRED TAX ASSET FOR A CARRY FORWARD ACCORDING TO GAAP IN AN AMOUNT EQUAL TO OR GREATER THAN THE AMOUNT OF THE REQUIRED GROSS UP PAID BY DEVELOPERS IN THE PERIOD COVERED BY THIS ANNUAL REPORT.

Joanne Ellsworth
signature of owner/official
480-999-5247
telephone no.

SUBSCRIBED AND SWORN TO BEFORE ME A NOTARY PUBLIC
IN AND FOR THE COUNTY MARICOPA
(county name)

THIS 15th DAY OF April, 2021
(month) and (year)

MY COMMISSION EXPIRES October 28, 2022
(date)



[Signature]
(signature of notary public)

Verification and Sworn Statement

Verification:

State of Arizona I, the undersigned of the
(state name)
County of (county name): Maricopa
Name (owner or official) title: Joanne Ellsworth
Company name: Global Water-Palo Verde Utilities Company, Inc.

DO SAY THAT THIS ANNUAL UTILITY PROPERTY TAX AND SALES TAX REPORT TO THE ARIZONA CORPORATION COMMISSION.

FOR THE YEAR ENDING: 12/31/20

HAS BEEN PREPARED UNDER MY DIRECTION, FROM THE ORIGINAL BOOKS, PAPERS AND RECORDS OF SAID UTILITY; THAT I HAVE CAREFULLY EXAMINED THE SAME, AND DECLARE THE SAME TO BE A COMPLETE AND CORRECT STATEMENT OF BUSINESS AND AFFAIRS OF SAID UTILITY FOR THE PERIOD COVERED BY THIS REPORT IN RESPECT TO EACH AND EVERY MATTER AND THING SET FORTH, TO THE BEST OF MY KNOWLEDGE, INFORMATION AND BELIEF.

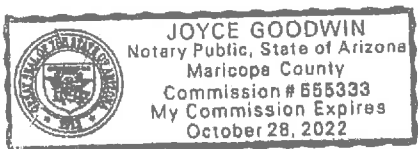
Sworn Statement: IN ACCORDANCE WITH THE REQUIREMENTS OF TITLE 40, ARTICLE 8, SECTION 40-401, ARIZONA REVISED STATUTES, IT IS HEREIN REPORTED THAT THE GROSS OPERATING REVENUE OF SAID UTILITY DERIVED FROM ARIZONA INTRASTATE UTILITY OPERATIONS DURING THE CALENDAR YEAR WAS:

Arizona Intrastate Gross Operating Revenues Only (\$)
\$19,517,822
(The amount in the box above includes
\$104,325 in sales taxes
billed or collected)

Joanne Ellsworth
signature of owner/official
480-999-5247
telephone no.

SUBSCRIBED AND SWORN TO BEFORE ME A NOTARY PUBLIC
IN AND FOR THE COUNTY MARICOPA
(county name)
THIS 15th DAY OF April, 2021
(month) and (year)

MY COMMISSION EXPIRES October 28, 2022
(date)



[Signature]
(signature of notary public)

Verification and Sworn Statement (Residential Revenue)

Verification:

State of Arizona I, the undersigned of the
(state name)

County of (county name): Maricopa
Name (owner or official) title: Joanne Ellsworth
Company name: Global Water-Palo Verde Utilities Company, Inc.

DO SAY THAT THIS ANNUAL UTILITY PROPERTY TAX AND SALES TAX REPORT TO THE ARIZONA CORPORATION COMMISSION.

FOR THE YEAR ENDING: 12/31/20

HAS BEEN PREPARED UNDER MY DIRECTION, FROM THE ORIGINAL BOOKS, PAPERS AND RECORDS OF SAID UTILITY; THAT I HAVE CAREFULLY EXAMINED THE SAME, AND DECLARE THE SAME TO BE A COMPLETE AND CORRECT STATEMENT OF BUSINESS AND AFFAIRS OF SAID UTILITY FOR THE PERIOD COVERED BY THIS REPORT IN RESPECT TO EACH AND EVERY MATTER AND THING SET FORTH, TO THE BEST OF MY KNOWLEDGE, INFORMATION AND BELIEF.

Sworn Statement: IN ACCORDANCE WITH THE REQUIREMENTS OF TITLE 40, ARTICLE 8, SECTION 40-401, ARIZONA REVISED STATUTES, IT IS HEREIN REPORTED THAT THE GROSS OPERATING REVENUE OF SAID UTILITY DERIVED FROM ARIZONA INTRASTATE UTILITY OPERATIONS RECEIVED FROM RESIDENTIAL CUSTOMERS DURING THE CALENDAR YEAR WAS:

Arizona Intrastate Gross Operating Revenues Only (\$)

\$17,288,290

(The amount in the box above includes
\$0 in sales taxes
billed or collected)

Joanne Ellsworth
signature of owner/official


480-999-5247
telephone no.

SUBSCRIBED AND SWORN TO BEFORE ME A NOTARY PUBLIC
IN AND FOR THE COUNTY

MARICOPA
(county name)

THIS 15th DAY OF April, 2021
(month) and (year)

MY COMMISSION EXPIRES October 28, 2022
(date)



[Signature]
(signature of notary public)