

RECEIVED  
BY EMAIL

09/27/2021, 2:45 PM

ARIZONA CORPORATION COMMISSION  
UTILITIES DIVISION

## ANNUAL REPORT

Of

Company Name: Liberty Utilities (Entrada Del Oro Sewer) Corp  
12725 W. Indian School Rd., Ste. D101

Mailing Address: Avondale AZ  
85392

Docket No.: SW-04316A  
For the Year Ended: 12/31/17

## WASTEWATER UTILITY

To

Arizona Corporation Commission

### **Due on April 15th**

Email: [rdelafuente@azcc.gov](mailto:rdelafuente@azcc.gov), mail or deliver the completed Annual Report to:  
Arizona Corporation Commission  
Compliance Section - Utilities Division  
1200 West Washington Street  
Phoenix, Arizona 85007

Application Type: Original Filing  
Application Date: 6/7/18

ARIZONA CORPORATION COMMISSION  
WASTEWATER UTILITY ANNUAL REPORT  
Liberty Utilities (Entrada Del Oro Sewer) Corp  
A Class  Utility

1. For the Calendar Year Ended: 12/31/17

2. Address: 

12725 W. Indian School Rd, Ste D101					
City:	Avondale	State:	Arizona	Zip Code:	85392

3. Telephone Number: 

623-935-9367
--------------

4. Date of Original Organization of Utility: 

3/2/2005
----------

5. Person to whom correspondence should be addressed concerning this report:

Name: 

Leticia Washington
--------------------

  
Telephone No. : 

623-935-9367
--------------

  
Address: 

12725 W. Indian School, Ste D101					
City:	Avondale	State:	Arizona	Zip Code:	85392

  
Email: 

leticia.washington@libertyutilities.com
---

6. On-Site Manager:

Name: 

Gilbert Grajeda
-----------------

  
Telephone No. : 

480-983-1293
--------------

  
Address: 

6520 E Hwy 60					
City:	Gold Canyon	State:	Arizona	Zip Code:	85118

  
Email: 

Gilbert.Grajeda@libertyutilities.com
--------------------------------------

7. Ownership: 

"C" Corporation
-----------------

8. Counties Served: 

Pinal
-------

Utility Plant in Service (Wastewater)							
Account No.	Description	Beginning Year Original Cost	Current Year Additions	Current Year Retirements	Adjusted Original Cost	Accumulated Depreciation	OCLD (OC less AD)
351	Organization	\$37,898	\$0	\$0	\$37,898		\$37,898
352	Franchises	745	\$0	\$0	\$745		745
353	Land and Land Rights	400,000	\$0	\$0	\$400,000	0	400,000
354	Structures and Improvements	554,429	1,557	620	\$555,366	210,710	344,656
355	Power Generation Equipment	124,916	\$0	\$0	\$124,916	53,472	71,444
360	Collections Wastewater - Force	7,141	\$0	\$0	\$7,141	1,761	5,380
361	Collections Wastewater - Gravity	480,710	\$0	\$0	\$480,710	116,220	364,490
362	Special Collecting Structures	0	\$0	\$0	\$0	0	0
363	Services to Customers	122,760	\$0	\$0	\$122,760	30,281	92,479
364	Flow Measuring Devices	10,980	\$0	\$0	\$10,980	5,629	5,351
365	Flow Measuring Installations	12,858	\$0	\$0	\$12,858	5,057	7,801
366	Reuse Services	0	\$0	\$0	\$0	0	0
367	Reuse Meters & Meter Installations	0	\$0	\$0	\$0	0	0
370	Receiving Wells	26,226	\$0	\$0	\$26,226	10,771	15,455
371	Pumping Equipment	170,568	0	0	\$170,568	141,458	29,110
374	Reuse Distribution Reservoirs	0	\$0	\$0	\$0	0	0
375	Reuse Trans. And Distr. Equipment	126,541	\$0	\$0	\$126,541	39,017	87,524
380	Treatment and Disposal Equipment	1,368,133	2,275	1,128	\$1,369,280	809,341	559,939
381	Plant Sewers	27,752	\$0	\$0	\$27,752	17,114	10,638
382	Outfall Sewer Lines	5,541	\$0	\$0	\$5,541	2,276	3,265
389	Other Plant and Misc. Equipment	0	\$0	\$0	\$0	0	0
390	Office Furniture and Equipment	1,747	\$0	\$0	\$1,747	1,283	464
390.1	Computer & Software	12,188	\$0	\$0	\$12,188	12,188	0
391	Transportation Equipment	0	\$0	\$0	\$0	0	0
392	Stores Equipment	0	\$0	\$0	\$0	0	0
393	Tools, Shop and Garage Equipment	6,746	0	\$0	\$6,746	2,066	4,680
394	Laboratory Equipment	6,990	0	\$0	\$6,990	4,396	2,594
395	Power Operated Equipment	0	\$0	\$0	\$0	0	0
396	Communication Equipment	0	\$0	\$0	\$0	0	0
397	Miscellaneous Equipment	0	\$0	\$0	\$0	0	0
398	Other Tangible Plant	0	\$0	\$0	\$0	0	0
	<b>Totals</b>	<b>\$3,504,869</b>	<b>\$3,832</b>	<b>\$1,748</b>	<b>\$3,506,953</b>	<b>\$1,463,040</b>	<b>\$2,043,913</b>

**Instructions:** Fill out the Grey Cells with the relevant information. Input 0 or none if there is nothing recorded in that account or there is no applicable information to report.

Liberty Utilities (Entrada Del Oro Sewer) Corp  
Annual Report  
Depreciation Expense for the Current Year (Wastewater)  
12/31/17

Depreciation Expense for the Current Year (Wastewater)								
Account No.	Description	Beginning Year Original Cost	Current Year Additions	Current Year Retirements	Adjusted Original Cost	Fully Depreciated/Non-depreciable Plant	Depreciation Percentages	Depreciation Expense
351	Organization	\$37,898	\$0	\$0	\$37,898	\$0	0.00%	\$0
352	Franchises	745	0	0	745	0	0.00%	0
353	Land and Land Rights	400,000	0	0	400,000	400,000	0.00%	0
354	Structures and Improvements	554,429	1,557	620	555,366	0	3.33%	18,478
355	Power Generation Equipment	124,916	0	0	124,916	0	5.00%	6,246
360	Collections Wastewater - Force	7,141	0	0	7,141	0	2.00%	143
361	Collections Wastewater - Gravity	480,710	0	0	480,710	0	2.00%	9,614
362	Special Collecting Structures	0	0	0	0	0	2.00%	0
363	Services to Customers	122,760	0	0	122,760	0	2.00%	2,455
364	Flow Measuring Devices	10,980	0	0	10,980	3,845	10.00%	714
365	Flow Measuring Installations	12,858	0	0	12,858	2,452	10.00%	1,041
366	Reuse Services	0	0	0	0	0	2.00%	0
367	Reuse Meters & Meter Installations	0	0	0	0	0	8.33%	0
370	Receiving Wells	26,226	0	0	26,226	0	3.33%	873
371	Pumping Equipment	170,568	0	0	170,568	122,420	12.50%	6,019
374	Reuse Distribution Reservoirs	0	0	0	0	0	2.50%	0
375	Reuse Trans. And Distr. Equipment	126,541	0	0	126,541	0	2.50%	3,164
380	Treatment and Disposal Equipment	1,368,133	2,275	1,128	1,369,280	0	5.00%	68,435
381	Plant Sewers	27,752	0	0	27,752	0	5.00%	1,388
382	Outfall Sewer Lines	5,541	0	0	5,541	0	3.33%	185
389	Other Plant and Misc. Equipment	0	0	0	0	0	6.67%	0
390	Office Furniture and Equipment	1,747	0	0	1,747	0	6.67%	117
390.1	Computer & Software	12,188	0	0	12,188	4,069	20.00%	1,624
391	Transportation Equipment	0	0	0	0	0	20.00%	0
392	Stores Equipment	0	0	0	0	0	4.00%	0
393	Tools, Shop and Garage Equipment	6,746	0	0	6,746	0	5.00%	337
394	Laboratory Equipment	6,990	0	0	6,990	0	10.00%	699
395	Power Operated Equipment	0	0	0	0	0	5.00%	0
396	Communication Equipment	0	0	0	0	0	10.00%	0
397	Miscellaneous Equipment	0	0	0	0	0	10.00%	0
398	Other Tangible Plant	0	0	0	0	0	10.00%	0
	<b>Subtotal</b>	<b>\$3,504,869</b>	<b>\$3,832</b>	<b>\$1,748</b>	<b>\$3,506,953</b>	<b>\$532,786</b>		<b>\$121,530</b>

Contribution(s) in Aid of Construction (Gross)	\$1,013,352
Less: Non Amortizable Contribution(s)	0
Fully Amortized Contribution(s)	0
Amortizable Contribution(s)	<b>\$1,013,352</b>
Times: Proposed Amortization Rate	2.00%
<b>Amortization of CIAC</b>	<b>\$12,267</b>

**Less: Amortization of CIAC** \$12,267

**DEPRECIATION EXPENSE** \$109,263

**Instructions:** Fill out the Grey Cells with the relevant information. Input 0 or none if there is nothing recorded in that account or there is no applicable information to report.

Liberty Utilities (Entrada Del Oro Sewer) Corp  
Annual Report  
Balance Sheet Assets  
12/31/2017

Balance Sheet Assets				
	Assets		Balance at Beginning of Year (2017)	Balance at End of Year (2017)
Account No.	Current and Accrued Assets			
131	Cash		\$1,381	\$6,154
132	Special Deposits		0	0
135	Temporary Cash Investments		0	0
141	Customer Accounts Receivable		2,878	4,498
142	Other Accounts Receivable		0	0
143	Accumulated Provision for Uncollectable Accounts		(95)	(447)
146	Notes Receivable from Associated Companies		180,432	119,496
151	Plant Material and Supplies		0	0
162	Prepayments		13,916	17,517
173	Accrued Utility Revenue		23,406	27,812
174	Miscellaneous Current and Accrued Assets		0	0
	<b>Total Current and Accrued Assets</b>		<b>\$221,917</b>	<b>\$175,030</b>
	<b>Deferred Debits</b>			
186.1	Deferred Rate Case Expense		\$0	\$70,002
186.2	Other Deferred Debits		0	0
	<b>Total Deferred Debits</b>		<b>\$0</b>	<b>\$70,002</b>
	<b>Fixed Assets</b>			
101	Utility Plant in Service*		\$3,504,869	\$3,506,953
103	Property Held for Future Use		824,900	824,900
105	Construction Work in Progress		3,569	5,088
108	Accumulated Depreciation (enter as negative)*		(1,343,257)	(1,463,040)
121	Non-Utility Property		0	0
122	Accumulated Depreciation - Non Utility		0	0
	<b>Total Fixed Assets</b>		<b>\$2,990,081</b>	<b>\$2,873,901</b>
	<b>Total Assets</b>		<b>\$3,211,998</b>	<b>\$3,118,933</b>

**Instructions:** Fill out the Grey Cells with the relevant information. Input 0 or none if there is nothing recorded in that account or there is no applicable information to report.

Note these items feed automatically from the adjusted end of year balance from AR4.

Liberty Utilities (Entrada Del Oro Sewer) Corp  
 Annual Report  
 Balance Sheet Liabilities and Owners Equity

<b>Balance Sheet Liabilities and Owners Equity</b>				
	<b>Liabilities</b>		Balance at Beginning of Year (2017)	Balance at End of Year (2017)
<b>Account No.</b>	<b>Current Liabilities</b>			
231	Accounts Payable		\$0	\$0
232	Notes Payable (Current Portion)		0	0
234	Notes Payable to Associated Companies		0	0
235	Customer Deposits		3,220	0
236	Accrued Taxes		0	0
237	Accrued Interest		0	0
241	Miscellaneous Current and Accrued Liabilities		10,392	7,451
253	Other Deferred Credits		0	0
	<b>Total Current Liabilities</b>		<b>\$13,612</b>	<b>\$7,451</b>
	<b>Long Term Debt</b>			
224	Long Term Debt (Notes and Bonds)		\$0	\$0
	<b>Total Long Term Debt</b>		<b>\$0</b>	<b>\$0</b>
	<b>Deferred Credits</b>			
252	Advances in Aid of Construction		5,000	7,770
255	Accumulated Deferred Investment Tax Credits		0	0
271	Contributions in Aid of Construction		1,013,252	1,013,252
272	Less: Amortization of Contributions		(85,869)	(85,869)
281	Accumulated Deferred Income Tax		(12,290)	(261,963)
	<b>Total Deferred Credits</b>		<b>\$920,093</b>	<b>\$673,190</b>
	<b>Total Liabilities</b>		<b>\$933,705</b>	<b>\$680,641</b>
	<b>Capital Accounts</b>			
201	Common Stock Issued		(\$926,383)	(\$926,383)
211	Other Paid-In Capital		4,294,876	4,294,876
215	Retained Earnings		(1,090,200)	(930,201)
218	Proprietary Capital (Sole Props and Partnerships)		0	0
	<b>Total Capital</b>		<b>\$2,278,293</b>	<b>\$2,438,292</b>
	<b>Total Liabilities and Capital</b>		<b>\$3,211,998</b>	<b>\$3,118,933</b>

**Instructions:** Fill out the Grey Cells with the relevant information. Input 0 or none if there is nothing recorded in that account or there is no applicable information to report.

**Note:** Total liabilities and Capital must match total assets for the beginning and end of the year!

Liberty Utilities (Entrada Del Oro Sewer) Corp  
Annual Report  
Wastewater Comparative Income Statement  
12/31/17

<b>Wastewater Comparative Income Statement</b>			
Account No.	Calendar Year	Current Year 01/01/2017 - 12/31/2017	Last Year 01/01/2016 - 12/31/2016
	<b>Operating Revenue</b>		
521	Flat Rate Revenues	\$323,267	\$278,109
522	Measured Revenues	0	0
534	Rents from Wastewater Property	0	0
539	Other Wastewater Revenues	2,406	1,568
420	AFUDC Income	0	0
	<b>Total Revenues</b>	<b>\$325,673</b>	<b>\$279,677</b>
	<b>Operating Expenses</b>		
701	Salaries and Wages	\$0	\$0
704	Employee Pensions and Benefits	0	0
710	Purchased Wastewater Treatment	2,338	2,504
711	Sludge Removal Expense	2,854	3,132
715	Purchased Power	12,571	16,147
716	Fuel for Power Production	0	0
718	Chemicals	0	0
720	Materials and Supplies	746	1,048
721	Office Expense	0	73
731	Contractual Services - Engineering	0	0
732	Contractual Services - Accounting	1,408	211
733	Contractual Services - Legal	0	0
734	Contractual Services - Management Fees	65,434	69,435
735	Contractual Services - Testing	15,164	17,069
736	Contractual Services - Other	9,434	41,263
740	Rents - Building	729	0
742	Rents - Equipment	0	425
750	Transportation Expenses	102	(474)
757	Insurance - General Liability	6,693	5,309
758	Insurance - Worker's Compensation	0	0
759	Insurance - Other	0	0
760	Advertising Expense	0	0
766	Regulatory Commission Expense - Rate Case	0	0
767	Regulatory Commission Expense - Other	(312,975)	0
770	Bad Debt Expense	657	(1,076)
775	Miscellaneous Expense	18,479	19,772
403	Depreciation Expense (From Schedule AR4)	109,263	108,408
408	Taxes Other Than Income	0	0
408.11	Property Taxes	16,826	17,387
408.12	Payroll Taxes	0	0
409	Income Taxes	(163,721)	(124,160)
	<b>Total Operating Expenses</b>	<b>(\$213,998)</b>	<b>\$176,474</b>
	<b>Operating Income / (Loss)</b>	<b>\$539,671</b>	<b>\$103,203</b>
	<b>Other Income / (Expense)</b>		
414	Gain (Loss) on Dispositions	\$0	\$0
419	Interest and Dividend Income	\$0	\$0
421	Non-Utility Income	\$0	\$0
426	Miscellaneous Non-Utility (Expense)	\$0	\$0
427	Interest (Expense)	(174)	(126)
	<b>Total Other Income / (Expense)</b>	<b>(\$174)</b>	<b>(\$126)</b>
	<b>Net Income / (Loss)</b>	<b>\$539,497</b>	<b>\$103,078</b>

**Instructions:** Fill out the Grey Cells with the relevant information. Input 0 or none if there is nothing recorded in that account or there is no applicable information to report.

<b>Supplemental Financial Data (Long-Term Debt)</b>				
	Loan #1	Loan #2	Loan #3	Loan #4
Date Issued	None	None	None	None
Source of Loan	None	None	None	None
ACC Decision No.	None	None	None	None
Reason for Loan	None	None	None	None
Dollar Amt. Issued	None	None	None	None
Amount Outstanding	None	None	None	None
Date of Maturity	None	None	None	None
Interest Rate	None	None	None	None
Current Year Interest	None	None	None	None
Current Year Principal	None	None	None	None

Meter Deposit Balance at Test Year End:	\$0
---	-----

Meter Deposits Refunded During the Test Year:	\$0
---	-----

***List all bonds, notes, loans, and other types of indebtedness in which the proceeds were used in the provision of public utility service. Indebtedness incurred for personal uses by the owner of the utility should not be listed. Input 0 or none if there is nothing to report for that cell.***



**Wastewater Utility Plant Description**

Name of System:	Liberty Utilites (Entrada Del Oro)
Wastewater Inventory Number (if applicable):	APP105488
Type of Treatment	Extended Aeration
Design Capacity of Plant (Gallons per day)	150,000 gpd

**LIFT STATION FACILITIES**

Location	Quantity of Pumps	Horsepower Per Pump	Capacity Per Pump (GPM)	Wet Well Capacity (gals)
Entrance to Plant	2	7.5HP	705	1080
None	None	None	None	None
None	None	None	None	None
None	None	None	None	None
None	None	None	None	None
None	None	None	None	None
None	None	None	None	None
None	None	None	None	None
None	None	None	None	None
None	None	None	None	None
None	None	None	None	None
None	None	None	None	None
None	None	None	None	None

**FORCE MAINS**

Size	Material	Length (Feet)
4 inch	0	0
6 inch	0	0
8 inch	0	0
8 inch	C-900 Purple Effluent	6,000
0	0	0
0	0	0

<b>MANHOLES</b>	
Type	Quantity
Standard	63
Drop	7

<b>CLEANOUTS</b>	
Quantity	
7x2 Way	
0	
0	
0	

**Note:** If you are filing for more than one system, please provide separate sheets for each system.

**Instructions:** Fill out the Grey Cells with the relevent information. Input 0 or none if there is nothing recorded in that account or there is no applicable information to report. Copy and paste this sheet as many times as is necessary.

Wastewater Utility Plant Description (Continued)					
COLLECTION MAINS			SERVICES/LATERALS		
Sizes (inches)	Material	Length (feet)	Size (inches)	Material	Quantity
4	0	0	4	ABS Drain Pipe	302
6	ABS/SDR.DIP	15	6	0	0
8	ABS/SDR.DIP	14,863	8	0	0
10	ABS/SDR.DIP	927	12	0	0
12	ABS/SDR.DIP	1,800	15	0	0
15	0	0	0	0	0
18	0	0	0	0	0
21	0	0	0	0	0
24	0	0	0	0	0
30	0	0	0	0	0
0	0	0	0	0	0
0	0	0	0	0	0

For the following five items, list the utility owned assets in each category for each system.

<b>SOLIDS PROCESSING AND HANDLING FACILITIES</b>	Aerobic Sludge Digester, Sludge pumping
<b>DISINFECTION EQUIPMENT</b> (Chlorinator, Ultra-Violet, Etc.)	Ultra-Violet
<b>FILTRATION EQUIPMENT</b> (Rapid Sand, Slow Sand, Activated Carbon, Etc.)	Rotating cloth disk
<b>STRUCTURES</b> (Buildings, Fences, Etc.)	Perimeter Wall, Operations building, Paving, Curbing
<b>Other</b> (Laboratory Equipment, Tools, Vehicles, Standby, Power Generators, Etc.)	Back up Generator, Hach HQ40d/w ph probe, conductivity probe, and DO probe

**Note:** If you are filing for more than one system, please provide separate sheets for each system.

**Instructions:** Fill out the Grey Cells with the relevant information. Input 0 or none if there is nothing recorded in that account or there is no applicable information to report. Copy and paste this sheet as many times as is necessary.

Liberty Utilities (Entrada Del Oro Sewer) Corp  
 Annual Report  
 Wastewater Flows  
 12/31/17

Wastewater Flows			
Month	Number of Services	Total Monthly Sewage Flow	Sewage Flow on Peak Day
January	331	1,223,000	54,000
February	332	1,099,000	52,000
March	331	1,301,000	63,000
April	326	1,159,000	79,000
May	328	1,023,000	46,000
June	327	939,000	44,000
July	328	954,000	52,000
August	329	916,000	76,000
September	329	924,000	43,000
October	330	993,000	49,000
November	329	1,109,000	58,000
December	326	1,233,000	71,000
	<b>Totals</b>	<b>12,873,000</b>	<b>687,000</b>

Provide the following information as applicable per wastewater system:

Method of Effluent Disposal	Surface Water Discharge
Groundwater Permit Number	n/a
ADEQ Aquifer Protection Permit ("APP") Number	APP105488
ADEQ Reuse Permit Number	n/a
EPA NPDES Permil Number	AZ0024899
APP Effluent Treatment Requirement (Class)?	A+

Note: Per Staff, number of services should be number of active bills.

**Note:** If you are filing for more than one system, please provide separate sheets for each system.

**Instructions:** Fill out the Grey Cells with the relevent information. Input 0 or none if there is nothing recorded in that account or there is no applicable information to report.

Liberty Utilities (Entrada Del Oro Sewer) Corp  
 Annual Report  
 Utility Shutoffs / Disconnects  
 12/31/17

Name of System:	Liberty Utilites (Entrada Del Oro)
Wastewater Inventory Number (if applicable):	APP105488

Utility Shutoffs / Disconnects			
Month	Termination without Notice R14-2-609.B	Termination with Notice R14-2-609.C	Other
January	0	0	0
February	0	0	0
March	0	0	0
April	0	0	0
May	0	0	0
June	0	0	0
July	0	0	0
August	0	0	0
September	0	0	0
October	0	0	0
November	0	0	0
December	0	0	0
<b>Total</b>	<b>0</b>	<b>0</b>	<b>0</b>

**Other (description):**

None
------

**Instructions:** Fill out the Grey Cells with the relevent information. Input 0 or none if there is nothing recorded in that account or there is no applicable information to report.

**Verification and Statement (Residential Revenue)**

**Verification:**

State of Arizona I, the undersigned of the  
(state name)

County of (county name): Pinal  
Name (owner or official) title: Matthew Garlick, President  
Company name: Liberty Utilities (Entrada Del Oro Sewer) Corp

DO SAY THAT THIS ANNUAL UTILITY PROPERTY TAX AND SALES TAX REPORT TO THE ARIZONA CORPORATION COMMISSION.

FOR THE YEAR ENDING: 12/31/17

HAS BEEN PREPARED UNDER MY DIRECTION, FROM THE ORIGINAL BOOKS, PAPERS AND RECORDS OF SAID UTILITY; THAT I HAVE CAREFULLY EXAMINED THE SAME, AND DECLARE THE SAME TO BE A COMPLETE AND CORRECT STATEMENT OF BUSINESS AND AFFAIRS OF SAID UTILITY FOR THE PERIOD COVERED BY THIS REPORT IN RESPECT TO EACH AND EVERY MATTER AND THING SET FORTH, TO THE BEST OF MY KNOWLEDGE, INFORMATION AND BELIEF.

**Sworn Statement:** IN ACCORDANCE WITH THE REQUIREMENTS OF TITLE 40, ARTICLE 8, SECTION 40-401, ARIZONA REVISED STATUTES, IT IS HEREIN REPORTED THAT THE GROSS OPERATING REVENUE OF SAID UTILITY DERIVED FROM ARIZONA INTRASTATE UTILITY OPERATIONS RECEIVED FROM RESIDENTIAL CUSTOMERS DURING THE CALENDAR YEAR WAS:

Arizona Intrastate Gross Operating Revenues Only (\$)

\$323,267

(The amount in the box above includes  
\$0 in sales taxes  
billed or collected)

Matthew Garlick  
signature of owner/official

623-935-9367  
telephone no.

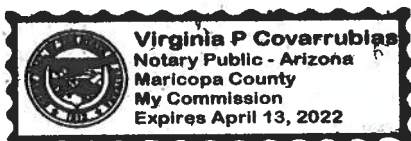
SUBSCRIBED AND SWORN TO BEFORE ME A NOTARY PUBLIC  
IN AND FOR THE COUNTY

Maricopa  
(county name)

THIS 22nd DAY OF September 2021  
(month) and (year)

MY COMMISSION EXPIRES April 13, 2022  
(date)

Virginia P. Covarrubias  
(signature of notary public)



Liberty Utilities (Entrada Del Oro Sewer) Corp  
Annual Report  
Property Taxes  
12/31/16

**Property Taxes**

Amount of actual property taxes paid during Calendar Year 2016 was

\$16,826

If no property taxes paid, explain why.

None

**Instructions:** Fill out the Grey Cells with the relevent information. Input 0 or none if there is nothing recorded in that account or there is no applicable information to report.

Verification and Statement (Taxes)

Verification: State of Arizona I, the undersigned of the  
(state name)

County of (county name): Pinal  
Name (owner or official) title: Matthew Garlick, President  
Company name: Liberty Utilities (Entrada Del Oro Sewer) Corp

DO SAY THAT THIS ANNUAL UTILITY PROPERTY TAX AND SALES TAX REPORT TO THE ARIZONA CORPORATION COMMISSION.

FOR THE YEAR ENDING: 12/31/17

HAS BEEN PREPARED UNDER MY DIRECTION, FROM THE ORIGINAL BOOKS, PAPERS AND RECORDS OF SAID UTILITY; THAT I HAVE CAREFULLY EXAMINED THE SAME, AND DECLARE THE SAME TO BE A COMPLETE AND CORRECT STATEMENT OF BUSINESS AND AFFAIRS OF SAID UTILITY FOR THE PERIOD COVERED BY THIS REPORT IN RESPECT TO EACH AND EVERY MATTER AND THING SET FORTH, TO THE BEST OF MY KNOWLEDGE, INFORMATION AND BELIEF.

Sworn Statement: I HEREBY ATTEST THAT ALL PROPERTY TAXES FOR SAID COMPANY ARE CURRENT AND PAID IN FULL.

I HEREBY ATTEST THAT ALL SALES TAXES FOR SAID COMPANY ARE CURRENT AND PAID IN FULL.

Matthew Garlick  
signature of owner/official

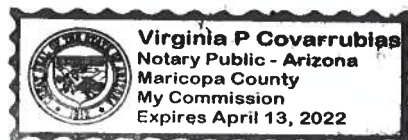
623-935-9367  
telephone no.

SUBSCRIBED AND SWORN TO BEFORE ME A NOTARY PUBLIC  
IN AND FOR THE COUNTY

THIS 22nd DAY OF September  
(month) and (year)

MY COMMISSION EXPIRES April 13, 2022  
(date)

Virginia P. Covarrubias  
(signature of notary public)



**Verification and Statement**

**Verification:**

State of Arizona I, the undersigned of the  
(state name)  
County of (county name): Pinal  
Name (owner or official) title: Matthew Garlick, President  
Company name: Liberty Utilities (Entrada Del Oro Sewer) Corp

DO SAY THAT THIS ANNUAL UTILITY PROPERTY TAX AND SALES TAX REPORT TO THE ARIZONA CORPORATION COMMISSION.

FOR THE YEAR ENDING: 12/31/17

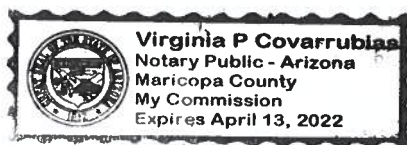
HAS BEEN PREPARED UNDER MY DIRECTION, FROM THE ORIGINAL BOOKS, PAPERS AND RECORDS OF SAID UTILITY; THAT I HAVE CAREFULLY EXAMINED THE SAME, AND DECLARE THE SAME TO BE A COMPLETE AND CORRECT STATEMENT OF BUSINESS AND AFFAIRS OF SAID UTILITY FOR THE PERIOD COVERED BY THIS REPORT IN RESPECT TO EACH AND EVERY MATTER AND THING SET FORTH, TO THE BEST OF MY KNOWLEDGE, INFORMATION AND BELIEF.

**Sworn Statement:** IN ACCORDANCE WITH THE REQUIREMENTS OF TITLE 40, ARTICLE 8, SECTION 40-401, ARIZONA REVISED STATUTES, IT IS HEREIN REPORTED THAT THE GROSS OPERATING REVENUE OF SAID UTILITY DERIVED FROM ARIZONA INTRASTATE UTILITY OPERATIONS DURING THE CALENDAR YEAR WAS:

Arizona Intrastate Gross Operating Revenues Only (\$)  
\$325,673  
(The amount in the box above includes  
\$0 in sales taxes  
billed or collected)

Matthew Garlick  
signature of owner/official  
623-935-9367  
telephone no.

SUBSCRIBED AND SWORN TO BEFORE ME A NOTARY PUBLIC  
IN AND FOR THE COUNTY Maricopa  
(county name)  
THIS 22nd DAY OF September 2021  
(month) and (year)  
MY COMMISSION EXPIRES April 13, 2022  
(date)



Virginia P. Covarrubias  
(signature of notary public)