

ANNUAL REPORT

Of

Company Name: Liberty Utilities (Entrada Del Oro Sewer) Corp
12725 W. Indian School Rd., Ste. D101

Mailing Address: Avondale AZ
85392

Docket No.: SW-04316A
For the Year Ended: 12/31/18

RECEIVED
JUN 11 2019
ARIZONA CORP COMMISSION
UTILITIES DIVISION - DIRECTOR'S OFFICE

WASTEWATER UTILITY

To

Arizona Corporation Commission

Due on April 15th

Email: rdelafuente@azcc.gov, mail or deliver the completed Annual Report to:
Arizona Corporation Commission
Compliance Section - Utilities Division
1200 West Washington Street
Phoenix, Arizona 85007

Application Type: Original Filing
Application Date: 6/10/2019

7-3-19

ARIZONA CORPORATION COMMISSION
WASTEWATER UTILITY ANNUAL REPORT
Liberty Utilities (Entrada Del Oro Sewer) Corp
A Class Utility

1. For the Calendar Year Ended: 12/31/18

2. Address:

12725 W. Indian School Rd, Ste D101					
City:	Avondale	State:	Arizona	Zip Code:	85392

3. Telephone Number:

623-935-9367

4. Date of Original Organization of Utility:

3/2/2005

5. Person to whom correspondence should be addressed concerning this report:

Name:

Leticia Washington

Telephone No. :

623-935-9367

Address:

12725 W. Indian School, Ste D101					
City:	Avondale	State:	Arizona	Zip Code:	85392

Email:

leticia.washington@libertyutilities.com

6. On-Site Manager:

Name:

Terry Gilbertson

Telephone No. :

480-983-1293

Address:

6520 E Hwy 60					
City:	Gold Canyon	State:	Arizona	Zip Code:	85118

Email:

terry.gilbertson@libertyutilities.com

7. Ownership:

"C" Corporation

8. Counties Served:

Pinal

Utility Plant in Service (Wastewater)							
Account No.	Description	Beginning Year Original Cost	Current Year Additions	Current Year Retirements	Adjusted Original Cost	Accumulated Depreciation	OCLD (OC less AD)
351	Organization	\$37,898	\$0	\$0	\$37,898	\$550	\$37,348
352	Franchises	808	0	0	808	(444)	1,252
353	Land and Land Rights	400,000	0	0	400,000	0	400,000
354	Structures and Improvements	549,610	0	0	549,610	213,516	336,095
355	Power Generation Equipment	124,916	0	0	124,916	55,089	69,827
360	Collections Wastewater - Force	7,141	0	0	7,141	1,797	5,344
361	Collections Wastewater - Gravity	480,710	0	0	480,710	120,192	360,518
362	Special Collecting Structures	0	0	0	0	0	0
363	Services to Customers	122,760	0	0	122,760	30,895	91,865
364	Flow Measuring Devices	10,980	0	0	10,980	6,196	4,784
365	Flow Measuring Installations	12,858	0	0	12,858	5,848	7,010
366	Reuse Services	0	0	0	0	0	0
367	Reuse Meters & Meter Installations	0	0	0	0	0	0
370	Receiving Wells	26,226	0	0	26,226	11,000	15,226
371	Pumping Equipment	154,383	0	0	154,383	139,047	15,336
374	Reuse Distribution Reservoirs	0	0	0	0	0	0
375	Reuse Trans. And Distr. Equipment	126,541	0	0	126,541	39,491	87,050
380	Treatment and Disposal Equipment	1,359,687	8,665	1,311	1,367,041	828,705	538,337
381	Plant Sewers	27,752	0	0	27,752	17,461	10,291
382	Outfall Sewer Lines	5,541	0	0	5,541	2,310	3,231
389	Other Plant and Misc. Equipment	0	0	0	0	0	0
390	Office Furniture and Equipment	1,747	0	0	1,747	1,318	430
390.1	Computer & Software	12,188	0	0	12,188	12,188	0
391	Transportation Equipment	0	0	0	0	0	0
392	Stores Equipment	0	0	0	0	0	0
393	Tools, Shop and Garage Equipment	6,746	0	0	6,746	2,182	4,564
394	Laboratory Equipment	6,990	0	0	6,990	4,480	2,510
395	Power Operated Equipment	0	0	0	0	0	0
396	Communication Equipment	0	0	0	0	0	0
397	Miscellaneous Equipment	0	0	0	0	0	0
398	Other Tangible Plant	0	0	0	0	0	0
	Totals	\$3,475,482	\$8,665	\$1,311	\$3,482,836	\$1,491,820	\$1,991,017

Instructions: Fill out the Grey Cells with the relevent information. Input 0 or none if there is nothing recorded in that account or there is no applicable information to report.

Liberty Utilities (Entrada Del Oro Sewer) Corp
 Annual Report
 Depreciation Expense for the Current Year (Wastewater)
 12/31/18

Depreciation Expense for the Current Year (Wastewater)								
Account No.	Description	Beginning Year Original Cost	Current Year Additions	Current Year Retirements	Adjusted Original Cost	Fully Depreciated/Non-depreciable Plant	Depreciation Percentages	Depreciation Expense
351	Organization	\$37,898	\$0	\$0	\$37,898	\$0	0.00%	\$0.00
352	Franchises	808	0	0	808	0	0.00%	0
353	Land and Land Rights	400,000	0	0	400,000	400,000	0.00%	0
354	Structures and Improvements	549,610	0	0	549,610	0	3.33%	18,319
355	Power Generation Equipment	124,916	0	0	124,916	0	3.33%	6,246
360	Collections Wastewater - Force	7,141	0	0	7,141	0	2.00%	143
361	Collections Wastewater - Gravity	480,710	0	0	480,710	0	2.00%	9,614
362	Special Collecting Structures	0	0	0	0	0	2.00%	0
363	Services to Customers	122,760	0	0	122,760	0	2.00%	2,455
364	Flow Measuring Devices	10,980	0	0	10,980	3,845	10.00%	714
365	Flow Measuring Installations	12,858	0	0	12,858	0	5.00%	1,040
366	Reuse Services	0	0	0	0	0	2.00%	0
367	Reuse Meters & Meter Installations	0	0	0	0	0	3.33%	0
370	Receiving Wells	26,226	0	0	26,226	0	3.33%	874
371	Pumping Equipment	154,383	0	0	154,383	114,332	10.00%	3,995
374	Reuse Distribution Reservoirs	0	0	0	0	0	2.50%	0
375	Reuse Trans. And Distr. Equipment	126,541	0	0	126,541	0	2.00%	3,164
380	Treatment and Disposal Equipment	1,359,687	8,665	1,311	1,367,041	0	5.00%	68,227
381	Plant Sewers	27,752	0	0	27,752	0	5.00%	1,388
382	Outfall Sewer Lines	5,541	0	0	5,541	0	3.33%	185
389	Other Plant and Misc. Equipment	0	0	0	0	0	6.67%	0
390	Office Furniture and Equipment	1,747	0	0	1,747	1	6.67%	116
390.1	Computer & Software	12,188	0	0	12,188	1,980	20.00%	2,042
391	Transportation Equipment	0	0	0	0	0	20.00%	0
392	Stores Equipment	0	0	0	0	0	4.00%	0
393	Tools, Shop and Garage Equipment	6,746	0	0	6,746	0	5.00%	337
394	Laboratory Equipment	6,990	0	0	6,990	0	10.00%	699
395	Power Operated Equipment	0	0	0	0	0	5.00%	0
396	Communication Equipment	0	0	0	0	0	10.00%	0
397	Miscellaneous Equipment	0	0	0	0	0	10.00%	0
398	Other Tangible Plant	0	0	0	0	0	10.00%	0
	Subtotal	\$3,475,482	\$8,665	\$1,311	\$3,482,836	\$520,157		\$119,558

Contribution(s) in Aid of Construction (Gross)	\$1,013,252
Less: Non Amortizable Contribution(s)	0
Fully Amortized Contribution(s)	1,012,247
Amortizable Contribution(s)	\$1,005
Times: Proposed Amortization Rate	4.04%
Amortization of CIAC	

Less: Amortization of CIAC

DEPRECIATION EXPENSE

Instructions: Fill out the Grey Cells with the relevant information. Input 0 or none if there is nothing recorded in that account or there is no applicable information to report.

Liberty Utilities (Entrada Del Oro Sewer) Corp
Annual Report
Balance Sheet Assets
12/31/18

Balance Sheet Assets				
	Assets		Balance at Beginning of Year (2018)	Balance at End of Year (2018)
Account No.	Current and Accrued Assets			
131	Cash		\$6,154	\$6,883
132	Special Deposits		0	0
135	Temporary Cash Investments		0	0
141	Customer Accounts Receivable		4,498	8,409
142	Other Accounts Receivable		0	0
143	Accumulated Provision for Uncollectable Accounts		(447)	(1,737)
146	Notes Receivable from Associated Companies		119,496	0
151	Plant Material and Supplies		0	0
162	Prepayments		17,517	6,282
173	Accrued Utility Revenue		27,812	30,997
174	Miscellaneous Current and Accrued Assets		0	0
	Total Current and Accrued Assets		\$175,031	\$50,834
	Deferred Debits			
186.1	Deferred Rate Case Expense		\$70,002	\$40,005
186.2	Other Deferred Debits		0	0
	Total Deferred Debits		\$70,002	\$40,005
	Fixed Assets			
101	Utility Plant in Service*		\$3,475,482	\$3,482,836
103	Property Held for Future Use		824,900	824,900
105	Construction Work in Progress		5,088	8,586
108	Accumulated Depreciation (enter as negative)*		(1,373,644)	(1,491,820)
121	Non-Utility Property		0	0
122	Accumulated Depreciation - Non Utility		0	0
	Total Fixed Assets		\$2,931,826	\$2,824,503
	Total Assets		\$3,176,859	\$2,915,342

Instructions: Fill out the Grey Cells with the relevant information. Input 0 or none if there is nothing recorded in that account or there is no applicable information to report.

Note these items feed automatically from the adjusted end of year balance from AR4.

Liberty Utilities (Entrada Del Oro Sewer) Corp
Annual Report
Balance Sheet Liabilities and Owners Equity

Balance Sheet Liabilities and Owners Equity				
	Liabilities		Balance at Beginning of Year (2018)	Balance at End of Year (2018)
Account No.	Current Liabilities			
231	Accounts Payable		\$0	\$0
232	Notes Payable (Current Portion)		0	0
234	Notes Payable to Associated Companies		0	(372,961)
235	Customer Deposits		0	0
236	Accrued Taxes		0	0
237	Accrued Interest		0	0
241	Miscellaneous Current and Accrued Liabilities		7,451	7,569
253	Other Deferred Credits		0	
	Total Current Liabilities		\$7,451	(\$365,392)
	Long Term Debt			
224	Long Term Debt (Notes and Bonds)		\$0	\$0
	Total Long Term Debt		\$0	\$0
	Deferred Credits			
252	Advances in Aid of Construction		\$7,770	\$15,190
255	Accumulated Deferred Investment Tax Credits		0	0
271	Contributions in Aid of Construction		1,013,252	1,013,252
272	Less: Amortization of Contributions		(85,869)	(85,869)
281	Accumulated Deferred Income Tax		0	0
	Total Deferred Credits		\$935,153	\$942,573
	Total Liabilities		\$942,604	\$577,181
	Capital Accounts			
201	Common Stock Issued		(\$926,383)	(\$926,383)
211	Other Paid-In Capital		4,294,876	4,294,876
215	Retained Earnings		(1,134,237)	(1,030,331)
218	Proprietary Capital (Sole Props and Partnerships)		0	0
	Total Capital		\$2,234,255	\$2,338,162
	Total Liabilities and Capital		\$3,176,859	\$2,915,342

Instructions: Fill out the Grey Cells with the relevant information. Input 0 or none if there is nothing recorded in that account or there is no applicable information to report.

Note: Total liabilities and Capital must match total assets for the beginning and end of the year!

Liberty Utilities (Entrada Del Oro Sewer) Corp
Annual Report
Wastewater Comparative Income Statement
12/31/18

Wastewater Comparative Income Statement			
Account No.	Calendar Year	Current Year 01/01/2018 -	Last Year 01/01/2017 -
	Operating Revenue		
521	Flat Rate Revenues	\$368,311	\$323,267
522	Measured Revenues	\$0	0
534	Rents from Wastewater Property	\$0	0
536	Other Wastewater Revenues	\$3,377	2,406
420	AFUDC Income	\$0	0
	Total Revenues	\$371,688	\$325,673
	Operating Expenses		
701	Salaries and Wages	\$0	\$0
704	Employee Pensions and Benefits	\$0	0
710	Purchased Wastewater Treatment	\$1,942	2,338
711	Sludge Removal Expense	\$2,298	2,854
715	Purchased Power	\$17,933	12,571
716	Fuel for Power Production	\$0	0
718	Chemicals	\$0	0
720	Materials and Supplies	\$419	746
720.1	Repairs and Maintenance	\$0	0
720.2	Office Supplies and Expense	\$0	0
721	Office Expense	\$0	0
731	Contractual Services -Engineering	\$0	0
732	Contractual Services - Accounting	\$1,397	1,408
733	Contractual Services - Legal	\$0	0
734	Contractual Services - Management Fees	\$43,002	65,434
735	Contractual Services - Testing	\$15,210	15,164
736	Contractual Services - Other	\$11,711	9,434
740	Rents - Building	\$519	729
742	Rents - Equipment	\$0	0
750	Transportation Expenses	\$33	102
757	Insurance - General Liability	\$4,220	6,693
758	Insurance - Worker's Compensation	\$0	0
759	Insurance - Other	\$0	0
760	Advertising Expense	\$0	0
766	Regulatory Commission Expense - Rate Case	\$0	0
767	Regulatory Commission Expense - Other	\$12,569	(312,975)
770	Bad Debt Expense	\$1,796	657
775	Miscellaneous Expense	\$19,152	18,480
403	Depreciation Expense (From Schedule AR4)	119,558	149,781
408	Taxes Other Than Income	\$0	0
408.11	Property Taxes	\$15,841	16,826
408.12	Payroll Taxes	\$0	0
409	Income Taxes	\$0	0
	Total Operating Expenses	\$267,599	(\$9,759)
	Operating Income / (Loss)	\$104,089	\$335,432
	Other Income / (Expense)		
414	Gain (Loss) on Dispositions	\$0	\$0
419	Interest and Dividend Income	\$40	0
421	Non-Utility Income	\$0	0
426	Miscellaneous Non-Utility (Expense)	\$0	0
427	Interest (Expense)	(\$223)	(174)
	Total Other Income / (Expense)	(\$183)	(\$174)
	Net Income / (Loss)	\$103,906	\$335,258

Instructions: Fill out the Grey Cells with the relevent information. Input 0 or none if there is nothing recorded in that account or there is no applicable information to report.

Liberty Utilities (Entrada Del Oro Sewer) Corp
 Annual Report
 Full time equivalent employees
 12/31/18

Full time equivalent employees

	Direct Company	Outside service	Total
President	0.0	0.0	0.0
Vice-president	0.0	0.0	0.0
Manager	0.0	0.0	0.0
Engineering Staff	0.0	0.0	0.0
System Operator(s)	0.0	0.2	0.2
Customer Service	0.0	0.1	0.1
Accounting	0.0	0.0	0.0
Business Office	0.0	0.0	0.0
Rates Department	0.0	0.0	0.0
Administrative Staff	0.0	0.0	0.0
Other	0.0	0.0	0.0
Total	0.0	0.4	0.4

Instructions: Fill out the Grey Cells with the relevant information. Input 0 or none if there is nothing recorded in that account or there is no applicable information to report. A full-time employee is based on 2080 total hours per year. Please calculate partial employees using 2080 hours.

Supplemental Financial Data (Long-Term Debt)				
	Loan #1	Loan #2	Loan #3	Loan #4
Date Issued	None	None	None	None
Source of Loan	None	None	None	None
ACC Decision No.	None	None	None	None
Reason for Loan	None	None	None	None
Dollar Amt. Issued	None	None	None	None
Amount Outstanding	None	None	None	None
Date of Maturity	None	None	None	None
Interest Rate	None	None	None	None
Current Year Interest	None	None	None	None
Current Year Principal	None	None	None	None

Meter Deposit Balance at Test Year End:	\$0
---	-----

Meter Deposits Refunded During the Test Year:	\$0
---	-----

List all bonds, notes, loans, and other types of indebtedness in which the proceeds were used in the provision of public utility service. Indebtedness incurred for personal uses by the owner of the utility should not be listed. Input 0 or none if there is nothing to report for that cell.

Liberty Utilities (Entrada Del Oro Sewer) Corp
 Annual Report
 Wastewater Utility Plant Description (Continued)

COLLECTION MAINS			SERVICES/LATERALS		
Sizes (inches)	Material	Length (feet)	Size (inches)	Material	Quantity
4	0	0	4	ABS Drain Pipe	302
6	ABS/SDR.DIP	15		NA	NA
8	ABS/SDR.DIP	14,863		NA	NA
10	ABS/SDR.DIP	927		NA	NA
12	ABS/SDR.DIP	1,800			
NA	NA	NA			
NA	NA	NA			
NA	NA	NA			
NA	NA	NA			
NA	NA	NA			
NA	NA	NA			
NA	NA	NA			
NA	NA	NA			
NA	NA	NA			
NA	NA	NA			

For the following five items, list the utility owned assets in each category for each system.

SOLIDS PROCESSING AND HANDLING FACILITIES	Aerobic Sludge Digester, Sludge pumping
DISINFECTION EQUIPMENT (Chlorinator, Ultra-Violet, Etc.)	Ultra-Violet
FILTRATION EQUIPMENT (Rapid Sand, Slow Sand, Activated Carbon, Etc.)	Rotating cloth disk
STRUCTURES (Buildings, Fences, Etc.)	Perimeter Wall, Operations building, Paving, Curbing
Other (Laboratory Equipment, Tools, Vehicles, Standby, Power Generators, Etc.)	Back up Generator, Hach HQ40d/w ph probe, conductivity probe, and DO probe

Note: If you are filing for more than one system, please provide separate sheets for each system.

Instructions: Fill out the Grey Cells with the relevant information. Input 0 or none if there is nothing recorded in that account or there is no applicable information to report. Copy and paste this sheet as many times as is necessary.

Liberty Utilities (Entrada Del Oro Sewer) Corp
 Annual Report
 Wastewater Flows
 12/31/18

Wastewater Flows					
Month	Number of Services	Total Monthly Sewage Flow	Sewage Flow on Peak Day	Purchased Power Expense ¹	Purchased Power (kWh) ²
January	338	1,256,000	61,000	\$1,614	17,197
February	338	1,179,000	63,000	1,394	14,489
March	338	1,329,000	82,000	1,519	16,353
April	338	1,115,000	63,000	1,282	13,289
May	338	1,026,000	51,000	1,372	13,331
June	338	945,000	55,000	1,275	12,989
July	338	1,022,000	58,000	1,459	13,592
August	338	1,005,000	51,000	1,543	14,474
September	338	992,000	56,000	1,239	12,690
October	338	1,069,000	58,000	1,487	15,315
November	338	1,220,000	65,000	1,368	14,827
December	338	1,280,000	70,000	2,004	22,948
	Totals	13,438,000	733,000	\$17,555	181,494

Provide the following information as applicable per wastewater system:

Method of Effluent Disposal	Surface Water Discharge
Groundwater Permit Number	N/A
ADEQ Aquifer Protection Permit ("APP") Number	APP105488
ADEQ Reuse Permit Number	N/A
EPA NPDES Permil Number	AZ0024899
APP Effluent Treatment Requirement (Class)?	A+
Permitted Flow Rate	N/A
Permitted Organic Capacity	N/A
Hydraulic Capacity	N/A
Type of Biological Treatment	N/A

In the space below, list all violations within the past 12 months:

Note: If you are filing for more than one system, please provide separate sheets for each system.

¹ Enter the total purchased power costs for the power meters associated with this system.

² Enter the total purchased kWh used by the power meters associated with this system.

Instructions: Fill out the Grey Cells with the relevent information. Input 0 or none if there is nothing recorded in that account or there is no applicable information to report.

Liberty Utilities (Entrada Del Oro Sewer) Corp
Annual Report
Property Taxes
12/31/18

Property Taxes	
-----------------------	--

Amount of actual property taxes paid during Calendar Year 2018 was	\$15,841
--	----------

If no property taxes paid, explain why.

NA

Instructions: Fill out the Grey Cells with the relevent information. Input 0 or none if there is nothing recorded in that account or there is no applicable information to report.

RECEIVED

Verification and Sworn Statement (Taxes)

Verification: State of Arizona I, the undersigned of the
(state name)

MAY 20 2019

County of (county name): Pinal
Name (owner or official) title: Matthew Garlick, President
Company name: Liberty Utilities (Entrada Del Oro Sewer) Corp

ARIZONA CORP COMMISSION
UTILITIES DIVISION - DIRECTOR'S OFFICE

DO SAY THAT THIS ANNUAL UTILITY PROPERTY TAX AND SALES TAX REPORT TO THE ARIZONA CORPORATION COMMISSION.

FOR THE YEAR ENDING: 12/31/18

HAS BEEN PREPARED UNDER MY DIRECTION, FROM THE ORIGINAL BOOKS, PAPERS AND RECORDS OF SAID UTILITY; THAT I HAVE CAREFULLY EXAMINED THE SAME, AND DECLARE THE SAME TO BE A COMPLETE AND CORRECT STATEMENT OF BUSINESS AND AFFAIRS OF SAID UTILITY FOR THE PERIOD COVERED BY THIS REPORT IN RESPECT TO EACH AND EVERY MATTER AND THING SET FORTH, TO THE BEST OF MY KNOWLEDGE, INFORMATION AND BELIEF.

Sworn Statement: I HEREBY ATTEST THAT ALL PROPERTY TAXES FOR SAID COMPANY ARE CURRENT AND PAID IN FULL.

I HEREBY ATTEST THAT ALL SALES TAXES FOR SAID COMPANY ARE CURRENT AND PAID IN FULL.

Matthew Garlick

signature of owner/official

623-935-9367

telephone no.

SUBSCRIBED AND SWORN TO BEFORE ME A NOTARY PUBLIC
IN AND FOR THE COUNTY

THIS

8th

DAY OF

Pinal

(county name)

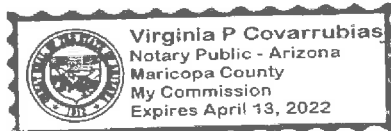
May 2019

(month) and (year)

MY COMMISSION EXPIRES

April 13, 2022

(date)



Virginia P. Covarrubias
(signature of notary public)

Verification and Sworn Statement

Verification:

State of Arizona I, the undersigned of the
(state name)

County of (county name): Pinal
Name (owner or official) title: Matthew Garlick, President

Company name: Liberty Utilities (Entrada Del Oro Sewer) Corp

RECEIVED

MAY 20 2019

ARIZONA CORP COMMISSION
UTILITIES DIVISION - ARIZONA'S OFFICE

DO SAY THAT THIS ANNUAL UTILITY PROPERTY TAX AND SALES TAX REPORT TO THE CORPORATION COMMISSION.

FOR THE YEAR ENDING: 12/31/18

HAS BEEN PREPARED UNDER MY DIRECTION, FROM THE ORIGINAL BOOKS, PAPERS AND RECORDS OF SAID UTILITY; THAT I HAVE CAREFULLY EXAMINED THE SAME, AND DECLARE THE SAME TO BE A COMPLETE AND CORRECT STATEMENT OF BUSINESS AND AFFAIRS OF SAID UTILITY FOR THE PERIOD COVERED BY THIS REPORT IN RESPECT TO EACH AND EVERY MATTER AND THING SET FORTH, TO THE BEST OF MY KNOWLEDGE, INFORMATION AND BELIEF.

Sworn Statement: IN ACCORDANCE WITH THE REQUIREMENTS OF TITLE 40, ARTICLE 8, SECTION 40-401, ARIZONA REVISED STATUTES, IT IS HEREIN REPORTED THAT THE GROSS OPERATING REVENUE OF SAID UTILITY DERIVED FROM ARIZONA INTRASTATE UTILITY OPERATIONS DURING THE CALENDAR YEAR WAS:

Arizona Intrastate Gross Operating Revenues Only (\$)

\$371,688

(The amount in the box above includes

\$0 in sales taxes
billed or collected)

Matthew Garlick

signature of owner/official

623-935-9367

telephone no.

SUBSCRIBED AND SWORN TO BEFORE ME A NOTARY PUBLIC
IN AND FOR THE COUNTY

THIS

8th

DAY OF

Pinal


(county name)

May 2019

(month) and (year)

MY COMMISSION EXPIRES

April 13, 2022
(date)



Virginia P. Covarrubias
(signature of notary public)

Verification and Sworn Statement (Residential Revenue)

Verification:

State of Arizona I, the undersigned of the
(state name)

County of (county name): Pinal
Name (owner or official) title: Mathew Garlick, President
Company name: Liberty Utilities (Entrada Del Oro Sewer) Corp

RECEIVED

MAY 20 2019

ARIZONA CORP COMMISSION
UTILITIES DIVISION - DIRECTOR'S OFFICE

DO SAY THAT THIS ANNUAL UTILITY PROPERTY TAX AND SALES TAX REPORT TO THE ARIZONA CORPORATION COMMISSION.

FOR THE YEAR ENDING: 12/31/18

HAS BEEN PREPARED UNDER MY DIRECTION, FROM THE ORIGINAL BOOKS, PAPERS AND RECORDS OF SAID UTILITY; THAT I HAVE CAREFULLY EXAMINED THE SAME, AND DECLARE THE SAME TO BE A COMPLETE AND CORRECT STATEMENT OF BUSINESS AND AFFAIRS OF SAID UTILITY FOR THE PERIOD COVERED BY THIS REPORT IN RESPECT TO EACH AND EVERY MATTER AND THING SET FORTH, TO THE BEST OF MY KNOWLEDGE, INFORMATION AND BELIEF.

Sworn Statement: IN ACCORDANCE WITH THE REQUIREMENTS OF TITLE 40, ARTICLE 8, SECTION 40-401, ARIZONA REVISED STATUTES, IT IS HEREIN REPORTED THAT THE GROSS OPERATING REVENUE OF SAID UTILITY DERIVED FROM ARIZONA INTRASTATE UTILITY OPERATIONS RECEIVED FROM RESIDENTIAL CUSTOMERS DURING THE CALENDAR YEAR WAS:

Arizona Intrastate Gross Operating Revenues Only (\$)

\$368,311

(The amount in the box above includes

\$0 in sales taxes

billed or collected)

Matthew Garlick

signature of owner/official

623-935-9367

telephone no.

SUBSCRIBED AND SWORN TO BEFORE ME A NOTARY PUBLIC
IN AND FOR THE COUNTY

Pinal
(county name)

THIS

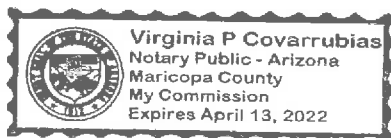
8TH

DAY OF

May 2019
(month) and (year)

MY COMMISSION EXPIRES

April 13, 2022
(date)



Virginia P. Covarrubias
(signature of notary public)

RECEIVED

JUN 17 2019

ARIZONA CORP COMMISSION
UTILITIES DIVISION - DIRECTOR'S OFFICE

Company Name: Liberty Utilities (Entrada Del Oro Sewer) Corp
Docket No.: SW-04316A

Name of System: Liberty Utilities (Entrada Del Oro Sewer) Corp
Wastewater Inventory Number (if applicable): APP105488

2018 Utility Shutoffs / Disconnects			
Month	Termination without Notice R14-2-609.B	Termination with Notice R14-2-609.C	Other
January	0	3	0
February	0	0	0
March	0	0	0
April	0	0	0
May	0	0	0
June	0	0	0
July	0	0	0
August	0	0	0
September	0	0	0
October	0	4	0
November	0	0	0
December	0	0	0
Total	0	7	0

Other (description):
N/A

Instructions: Fill out the Grey Cells with the relevant information. Input 0 or none if there is nothing recorded in that account or there is no applicable information to report.