

ANNUAL REPORT

Of

Company Name: Liberty Utilities (Gold Canyon Sewer) Corp
12725 W. Indian School Rd., Ste. D101

Mailing Address: Avondale AZ
85392

Docket No.: SW-02519A
For the Year Ended: 12/31/17

WASTEWATER UTILITY

To

Arizona Corporation Commission

Due on April 15th

Email: rdelafuente@azcc.gov, mail or deliver the completed Annual Report to:
Arizona Corporation Commission
Compliance Section - Utilities Division
1200 West Washington Street
Phoenix, Arizona 85007

Application Type: Original Filing
Application Date: 6/7/18

ARIZONA CORPORATION COMMISSION
WASTEWATER UTILITY ANNUAL REPORT
Liberty Utilities (Gold Canyon Sewer) Corp
A Class Utility

1. For the Calendar Year Ended:

2. Address:
City: State: Zip Code:

3. Telephone Number:

4. Date of Original Organization of Utility:

5. Person to whom correspondence should be addressed concerning this report:

Name:
Telephone No. :
Address:
City: State: Zip Code:
Email:

6. On-Site Manager:

Name:
Telephone No. :
Address:
City: State: Zip Code:
Email:

7. Ownership:

8. Counties Served:

Utility Plant in Service (Wastewater)							
Account No.	Description	Beginning Year Original Cost	Current Year Additions	Current Year Retirements	Adjusted Original Cost	Accumulated Depreciation	OCLED (OC less AD)
351	Organization	\$25,000	\$0	\$0	\$25,000	\$0	\$25,000
352	Franchises	25,000	\$0	\$0	25,000	0	25,000
353	Land and Land Rights	0	\$0	\$0	0	0	0
354	Structures and Improvements	5,778,932	\$44,540	\$572	5,822,900	1,898,949	3,923,951
355	Power Generation Equipment	236	\$0	\$0	236	41	195
360	Collections Wastewater - Force	222,418	\$0	\$0	222,418	45,838	176,580
361	Collections Wastewater - Gravity	1,820,483	\$4,289	\$498	1,824,274	871,268	953,006
362	Special Collecting Structures	18,798	\$0	\$0	18,798	6,422	12,376
363	Services to Customers	114,760	\$8,098	\$992	121,866	13,407	108,459
364	Flow Measuring Devices	102,948	\$0	\$0	102,948	60,609	42,339
365	Flow Measuring Installations	159,096	\$0	\$0	159,096	159,096	0
366	Reuse Services	0	\$0	\$0	0	0	0
367	Reuse Meters & Meter Installations	0	\$0	\$0	0	0	0
370	Receiving Wells	0	\$0	\$0	0	0	0
371	Pumping Equipment	747,709	\$8,330	\$5,459	750,580	470,927	279,653
374	Reuse Distribution Reservoirs	23,680	\$0	\$0	23,680	1,480	22,200
375	Reuse Trans. And Distr. Equipment	0	\$0	\$0	0	0	0
380	Treatment and Disposal Equipment	10,375,675	\$119,442	\$9,404	10,485,713	5,862,629	4,623,084
381	Plant Sewers	883	\$0	\$0	883	521	362
382	Outfall Sewer Lines	0	\$0	\$0	0	0	0
389	Other Plant and Misc. Equipment	3,567,782	\$0	\$0	3,567,782	2,644,001	923,781
390	Office Furniture and Equipment	177,503	\$5,757	\$497	182,763	76,777	105,986
390.1	Computer & Software	1,202	\$19,460	\$0	20,662	2,788	17,874
391	Transportation Equipment	63,849	\$0	\$0	63,849	30,382	33,467
392	Stores Equipment	0	\$0	\$0	0	0	0
393	Tools, Shop and Garage Equipment	65,604	\$5,232	\$2,022	68,814	16,393	52,421
394	Laboratory Equipment	32,355	\$0	\$0	32,355	22,072	10,283
395	Power Operated Equipment	88,743	\$0	\$0	88,743	38,070	50,673
396	Communication Equipment	60,632	\$8,913	\$0	69,545	20,989	48,556
397	Miscellaneous Equipment	8,662	\$0	\$0	8,662	2,166	6,496
398	Other Tangible Plant	19,813	\$0	\$0	19,813	6,273	13,540
	Totals	\$23,501,763	\$224,061	\$19,444	\$23,706,380	\$12,251,098	\$11,455,282

Instructions: Fill out the Grey Cells with the relevant information. Input 0 or none if there is nothing recorded in that account or there is no applicable information to report.

Liberty Utilities (Gold Canyon Sewer) Corp
Annual Report
Depreciation Expense for the Current Year (Wastewater)
12/31/2017

Depreciation Expense for the Current Year (Wastewater)								
Account No.	Description	Beginning Year Original Cost	Current Year Additions	Current Year Retirements	Adjusted Original Cost	Fully Depreciated/Non-depreciable Plant	Depreciation Percentages	Depreciation Expense
351	Organization	\$25,000	\$0	\$0	\$25,000	\$0	0.00%	\$0
352	Franchises	25,000	0	0	25,000	\$0	0.00%	0
353	Land and Land Rights	0	0	0	0	\$0	0.00%	0
354	Structures and Improvements	5,778,932	44,540	572	5,822,900	\$0	3.33%	193,170
355	Power Generation Equipment	236	0	0	236	\$0	5.00%	12
360	Collections Wastewater - Force	222,418	0	0	222,418	\$0	2.00%	4,448
361	Collections Wastewater - Gravity	1,820,483	4,289	498	1,824,274	\$0	2.00%	36,448
362	Special Collecting Structures	18,798	0	0	18,798	\$0	2.00%	376
363	Services to Customers	114,760	8,098	992	121,866	\$0	2.00%	2,366
364	Flow Measuring Devices	102,948	0	0	102,948	\$0	10.00%	10,109
365	Flow Measuring Installations	159,096	0	0	159,096	\$0	10.00%	6,656
366	Reuse Services	0	0	0	0	\$0	2.00%	0
367	Reuse Meters & Meter Installations	0	0	0	0	\$0	0.00%	0
370	Receiving Wells	0	0	0	0	\$0	0.00%	0
371	Pumping Equipment	747,709	8,330	5,459	750,580	\$0	12.50%	77,369
374	Reuse Distribution Reservoirs	23,680	0	0	23,680	\$0	2.50%	592
375	Reuse Trans. And Distr. Equipment	0	0	0	0	\$0	2.50%	0
380	Treatment and Disposal Equipment	10,375,675	119,442	9,404	10,485,713	\$0	5.00%	521,535
381	Plant Sewers	883	0	0	883	\$0	5.00%	44
382	Outfall Sewer Lines	0	0	0	0	\$0	3.33%	0
389	Other Plant and Misc. Equipment	3,567,782	0	0	3,567,782	\$0	6.67%	237,971
390	Office Furniture and Equipment	177,503	5,757	497	182,763	\$0	6.67%	12,015
390.1	Computer & Software	1,202	19,460	0	20,662	\$0	20.00%	2,186
391	Transportation Equipment	63,849	0	0	63,849	\$0	20.00%	12,770
392	Stores Equipment	0	0	0	0	\$0	4.00%	0
393	Tools, Shop and Garage Equipment	65,604	5,232	2,022	68,814	\$0	5.00%	3,360
394	Laboratory Equipment	32,355	0	0	32,355	\$0	10.00%	1,787
395	Power Operated Equipment	88,743	0	0	88,743	\$0	5.00%	4,437
396	Communication Equipment	60,632	8,913	0	69,545	\$0	10.00%	6,509
397	Miscellaneous Equipment	8,662	0	0	8,662	\$0	10.00%	866
398	Other Tangible Plant	19,813	0	0	19,813	\$0	10.00%	2,509
	Subtotal	\$23,501,763	\$224,061	\$19,444	\$23,706,380	\$0		\$1,137,535

Contribution(s) in Aid of Construction (Gross)	\$1,959,698
Less: Non Amortizable Contribution(s)	0
Fully Amortized Contribution(s)	0
Amortizable Contribution(s)	\$1,959,698
Times: Proposed Amortization Rate	4.86%
Amortization of CIAC	\$95,241

Less: Amortization of CIAC \$95,241

DEPRECIATION EXPENSE **\$1,042,294**

Instructions: Fill out the Grey Cells with the relevant information. Input 0 or none if there is nothing recorded in that account or there is no applicable information to report.

Liberty Utilities (Gold Canyon Sewer) Corp
Annual Report
Balance Sheet Assets
12/31/2017

Balance Sheet Assets				
	Assets		Balance at Beginning of Year (2017)	Balance at End of Year (2017)
Account No.	Current and Accrued Assets			
131	Cash		\$2,305	\$563
132	Special Deposits		156,453	496,832
135	Temporary Cash Investments		0	0
141	Customer Accounts Receivable		57,196	70,527
142	Other Accounts Receivable		(137,961)	
143	Accumulated Provision for Uncollectable Accounts		(3,141)	(7,705)
146	Notes Receivable from Associated Companies		3,046,120	5,006,525
151	Plant Material and Supplies		0	
162	Prepayments		3,929	10,991
173	Accrued Utility Revenue		225,961	234,966
174	Miscellaneous Current and Accrued Assets		0	
	Total Current and Accrued Assets		\$3,350,862	\$5,812,699
	Deferred Debits			
186.1	Deferred Rate Case Expense		\$149,576	\$149,576
186.2	Other Deferred Debits		0	0
	Total Deferred Debits		\$149,576	\$149,576
	Fixed Assets			
101	Utility Plant in Service*		\$23,501,763	\$23,706,380
103	Property Held for Future Use		0	0
105	Construction Work in Progress		958,094	967,175
108	Accumulated Depreciation (enter as negative)*		(11,133,005)	(12,251,098)
121	Non-Utility Property		0	0
122	Accumulated Depreciation - Non Utility		0	0
	Total Fixed Assets		\$13,326,852	\$12,422,457
	Total Assets		\$16,827,290	\$18,384,732

Instructions: Fill out the Grey Cells with the relevant information. Input 0 or none if there is nothing recorded in that account or there is no applicable information to report.

Note these items feed automatically from the adjusted end of year balance from AR4.

Liberty Utilities (Gold Canyon Sewer) Corp
Annual Report
Balance Sheet Liabilities and Owners Equity

Balance Sheet Liabilities and Owners Equity				
	Liabilities		Balance at Beginning of Year (2017)	Balance at End of Year (2017)
Account No.	Current Liabilities			
231	Accounts Payable		\$33	\$0
232	Notes Payable (Current Portion)		0	0
234	Notes Payable to Associated Companies		0	0
235	Customer Deposits		0	0
236	Accrued Taxes		0	0
237	Accrued Interest		2,962	2,962
241	Miscellaneous Current and Accrued Liabilities		104,963	228,245
253	Other Deferred Credits		16,200	368,286
	Total Current Liabilities		\$124,157	\$599,493
	Long Term Debt			
224	Long Term Debt (Notes and Bonds)		\$0	\$0
	Total Long Term Debt		\$0	\$0
	Deferred Credits			
252	Advances in Aid of Construction		1,769,192	1,740,451
255	Accumulated Deferred Investment Tax Credits		0	0
271	Contributions in Aid of Construction		1,959,329	1,959,698
272	Less: Amortization of Contributions		(1,083,067)	(1,178,308)
281	Accumulated Deferred Income Tax		2,469,660	596,175
	Total Deferred Credits		\$5,115,114	\$3,118,016
	Total Liabilities		\$5,239,271	\$3,717,509
	Capital Accounts			
201	Common Stock Issued		\$9,806,233	\$9,806,233
211	Other Paid-In Capital		4,950,049	4,950,049
215	Retained Earnings		(3,168,264)	(89,059)
218	Proprietary Capital (Sole Props and Partnerships)			
	Total Capital		\$11,588,018	\$14,667,223
	Total Liabilities and Capital		\$16,827,290	\$18,384,732

Instructions: Fill out the Grey Cells with the relevant information. Input 0 or none if there is nothing recorded in that account or there is no applicable information to report.

Note: Total liabilities and Capital must match total assets for the beginning and end of the year!

Liberty Utilities (Gold Canyon Sewer) Corp
Annual Report
Wastewater Comparative Income Statement
12/31/2017

Wastewater Comparative Income Statement			
Account No.	Calendar Year	Current Year 01/01/2017 - 12/31/2017	Last Year 01/01/2016 - 12/31/2016
	Operating Revenue		
521	Flat Rate Revenues	\$4,122,897	\$3,894,482
522	Measured Revenues	24,330	146,890
534	Rents from Wastewater Property	0	0
539	Other Wastewater Revenues	17,366	17,556
420	AFUDC Income	0	0
	Total Revenues	\$4,164,593	\$4,058,929
	Operating Expenses		
701	Salaries and Wages	\$0	\$0
704	Employee Pensions and Benefits	0	0
710	Purchased Wastewater Treatment	9,945	8,648
711	Sludge Removal Expense	65,056	67,891
715	Purchased Power	101,177	106,070
716	Fuel for Power Production	0	0
718	Chemicals	56,108	58,592
720	Materials and Supplies	27,408	19,073
721	Office Expense	32,764	22,297
731	Contractual Services - Engineering	0	0
732	Contractual Services - Accounting	17,905	214
733	Contractual Services - Legal	157	0
734	Contractual Services - Management Fees	743,567	784,819
735	Contractual Services - Testing	17,648	22,149
736	Contractual Services - Other	470,680	397,747
740	Rents - Building	8,271	5,325
742	Rents - Equipment	2,055	2,968
750	Transportation Expenses	12,394	7,220
757	Insurance - General Liability	30,482	25,758
758	Insurance - Worker's Compensation	0	0
759	Insurance - Other	0	0
760	Advertising Expense	0	0
766	Regulatory Commission Expense - Rate Case	0	0
767	Regulatory Commission Expense - Other	0	2,683
770	Bad Debt Expense	5,884	3,714
775	Miscellaneous Expense	70,417	73,849
403	Depreciation Expense (From Schedule AR4)	1,042,294	1,054,703
408	Taxes Other Than Income	0	0
408.11	Property Taxes	242,328	246,706
408.12	Payroll Taxes	0	0
409	Income Taxes	1,458,538	10,034
	Total Operating Expenses	\$4,415,078	\$2,920,460
	Operating Income / (Loss)	(\$250,485)	\$1,138,468
	Other Income / (Expense)		
414	Gain (Loss) on Dispositions	\$0	\$0
419	Interest and Dividend Income	0	0
421	Non-Utility Income	0	0
426	Miscellaneous Non-Utility (Expense)	0	0
427	Interest (Expense)	(1,592)	(1,435)
	Total Other Income / (Expense)	(\$1,592)	(\$1,435)
	Net Income / (Loss)	(\$252,077)	\$1,137,033

Instructions: Fill out the Grey Cells with the relevant information. Input 0 or none if there is nothing recorded in that account or there is no applicable information to report.

Supplemental Financial Data (Long-Term Debt)				
	Loan #1	Loan #2	Loan #3	Loan #4
Date Issued	None	None	None	None
Source of Loan	None	None	None	None
ACC Decision No.	None	None	None	None
Reason for Loan	None	None	None	None
Dollar Amt. Issued	None	None	None	None
Amount Outstanding	None	None	None	None
Date of Maturity	None	None	None	None
Interest Rate	None	None	None	None
Current Year Interest	None	None	None	None
Current Year Principal	None	None	None	None

Meter Deposit Balance at Test Year End:	None
---	------

Meter Deposits Refunded During the Test Year:	None
---	------

List all bonds, notes, loans, and other types of indebtedness in which the proceeds were used in the provision of public utility service. Indebtedness incurred for personal uses by the owner of the utility should not be listed. Input 0 or none if there is nothing to report for that cell.

Wastewater Utility Plant Description

Name of System:	Liberty Utilities (Gold Canyon Sewer) Corp
Wastewater Inventory Number (if applicable):	100217
Type of Treatment	Extended Aeration
Design Capacity of Plant (Gallons per day)	1.9 MGD

LIFT STATION FACILITIES				
Location	Quantity of Pumps	Horsepower Per Pump	Capacity Per Pump (GPM)	Wet Well Capacity (gals)
Peralta	4	2 @ 88 & 2@20	2 @ 875, 2 @ 1,350	3335
GC RV Park	2	20	700	2500
Superstition Mountain	2	9.4	300	1200
Hieroglyphics Trail	2	5.4	180	1200
None	None	None	None	None
None	None	None	None	None
None	None	None	None	None
None	None	None	None	None
None	None	None	None	None
None	None	None	None	None
None	None	None	None	None
None	None	None	None	None
None	None	None	None	None

FORCE MAINS		
Size	Material	Length (Feet)
Unknown	PVC/DIP	1,982
1.5 Inch	PVC/DIP	3,853
2 Inch	PVC/DIP	9,694
2.5 Inch	PVC/DIP	1,810
3 Inch	PVC/DIP	9,705
4 Inch	PVC/DIP	1,032
8 Inch	PVC/DIP	5,773
12 Inch	PVC/DIP	14,285

MANHOLES	
Type	Quantity
Standard	1,703
Drop	52

CLEANOUTS	
Quantity	
	102
	0
	0
	0

Wastewater Utility Plant Description (Continued)					
COLLECTION MAINS			SERVICES/LATERALS		
Sizes (inches)	Material	Length (feet)	Size (inches)	Material	Quantity
4	PVC/DIP	18,407	4	PVC	7,315
6	PVC/DIP	23,503	6	PVC	42
8	PVC/DIP	363,887	8	0	0
10	PVC/DIP	12,294	12	0	0
12	PVC/DIP	9,672	15	0	0
15	PVC/DIP	0	0	0	0
18	PVC/DIP	2,826	0	0	0
Unknown	PVC/DIP	10,857	0	0	0
			0	0	0
			0	0	0
			0	0	0
			0	0	0
			0	0	0

For the following five items, list the utility owned assets in each category for each system.

SOLIDS PROCESSING AND HANDLING FACILITIES	Flex Rake, Rotary drum thickener, Belt Press, Dumpster building, Aerobic Digester
DISINFECTION EQUIPMENT (Chlorinator, Ultra-Violet, Etc.)	65ft x 30ft x 12ft contact chamber with injection, mixing equipment, and 6000 gallon chlorine tank
FILTRATION EQUIPMENT (Rapid Sand, Slow Sand, Activated Carbon, Etc.)	(2) Aqua-Aerobic cloth disk filters
STRUCTURES (Buildings, Fences, Etc.)	Office building, Blower building, Head Works building, Maintenance Building, extended block wall, (2) clarifiers, (2) bio-reactors, (2) Equalization basins, Flow diversion structure
Other (Laboratory Equipment, Tools, Vehicles, Standby, Power Generators, Etc.)	Office building, Blower building, Head Works building, Maintenance Building, extended block wall, (2) clarifiers, (2) bio-reactors, (2) Equalization basins, Flow diversion structure

Liberty Utilities (Gold Canyon Sewer) Corp
 Annual Report
 Wastewater Flows
 12/31/17

Wastewater Flows			
Month	Number of Services	Total Monthly Sewage Flow	Sewage Flow on Peak Day
January	5,425	22,468,000	783,000
February	5,439	20,915,000	839,000
March	5,426	23,258,000	800,000
April	5,430	19,363,000	788,000
May	5,415	15,634,000	612,000
June	5,407	13,841,000	553,000
July	5,408	14,429,000	566,000
August	5,425	14,161,000	519,000
September	5,430	14,630,000	538,000
October	5,420	17,801,000	666,000
November	5,414	21,132,000	807,000
December	5,416	22,039,000	803,000
	Totals	219,671,000	8,274,000

Provide the following information as applicable per wastewater system:

Method of Effluent Disposal	Other
Groundwater Permit Number	71-591929.0000
ADEQ Aquifer Protection Permit ("APP") Number	100217
ADEQ Reuse Permit Number	R105784
EPA NPDES Permil Number	AZIF 26409
APP Effluent Treatment Requirement (Class)?	A+

Method of Effluent Disposal - Reuse and Groundwater Recharge. Note: Per Staff, number of services should be number of active bills.

Note: If you are filing for more than one system, please provide separate sheets for each system.

Instructions: Fill out the Grey Cells with the relevent information. Input 0 or none if there is nothing recorded in that account or there is no applicable information to report.

Liberty Utilities (Gold Canyon Sewer) Corp
 Annual Report
 Utility Shutoffs / Disconnects
 12/31/17

Name of System:	Liberty Utilities (Gold Canyon Sewer) Corp
Wastewater Inventory Number (if applicable):	100217

Utility Shutoffs / Disconnects			
Month	Termination without Notice R14-2-609.B	Termination with Notice R14-2-609.C	Other
January	0	0	0
February	0	0	0
March	0	0	0
April	0	0	0
May	0	0	0
June	0	0	0
July	0	0	0
August	0	0	0
September	0	0	0
October	0	3	0
November	0	0	0
December	0	11	0
Total	0	14	0

Other (description):

None

Instructions: Fill out the Grey Cells with the relevant information. Input 0 or none if there is nothing recorded in that account or there is no applicable information to report.

Verification and Statement (Residential Revenue)

Verification:

State of Arizona I, the undersigned of the
(state name)

County of (county name): Pinal
Name (owner or official) title: Matthew Garlick, President
Company name: Liberty Utilities (Gold Canyon Sewer) Corp

DO SAY THAT THIS ANNUAL UTILITY PROPERTY TAX AND SALES TAX REPORT TO THE ARIZONA CORPORATION COMMISSION.

FOR THE YEAR ENDING: 12/31/2017

HAS BEEN PREPARED UNDER MY DIRECTION, FROM THE ORIGINAL BOOKS, PAPERS AND RECORDS OF SAID UTILITY; THAT I HAVE CAREFULLY EXAMINED THE SAME, AND DECLARE THE SAME TO BE A COMPLETE AND CORRECT STATEMENT OF BUSINESS AND AFFAIRS OF SAID UTILITY FOR THE PERIOD COVERED BY THIS REPORT IN RESPECT TO EACH AND EVERY MATTER AND THING SET FORTH, TO THE BEST OF MY KNOWLEDGE, INFORMATION AND BELIEF.

Sworn Statement: IN ACCORDANCE WITH THE REQUIREMENTS OF TITLE 40, ARTICLE 8, SECTION 40-401, ARIZONA REVISED STATUTES, IT IS HEREIN REPORTED THAT THE GROSS OPERATING REVENUE OF SAID UTILITY DERIVED FROM ARIZONA INTRASTATE UTILITY OPERATIONS RECEIVED FROM RESIDENTIAL CUSTOMERS DURING THE CALENDAR YEAR WAS:

Arizona Intrastate Gross Operating Revenues Only (\$)

\$3,876,892

(The amount in the box above includes
\$0 in sales taxes
billed or collected)

Matthew Garlick

signature of owner/official

623-298-3763

telephone no.

SUBSCRIBED AND SWORN TO BEFORE ME A NOTARY PUBLIC
IN AND FOR THE COUNTY

Maricopa
(county name)

THIS

22nd

DAY OF

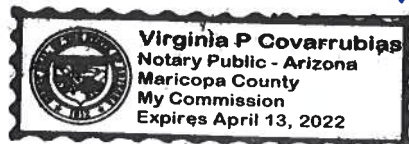
September 2021
(month) and (year)

MY COMMISSION EXPIRES

April 13, 2022
(date)

Virginia P. Covarrubias

(signature of notary public)



Liberty Utilities (Gold Canyon Sewer) Corp
Annual Report
Property Taxes
12/31/16

Property Taxes	
-----------------------	--

Amount of actual property taxes paid during Calendar Year 2016 was	\$242,328
--	-----------

If no property taxes paid, explain why.

None

Instructions: Fill out the Grey Cells with the relevant information. Input 0 or none if there is nothing recorded in that account or there is no applicable information to report.

LIBERTY UTILITIES (SUB) CORP.
 12725 W. Indian School Road
 Suite D-101
 Avondale, AZ 85392
 (623) 935-9367

JP Morgan Chase Bank, N.A.
 Phoenix, AZ 85073
 91-2/1221

032809

DATE 20171229
 YYYYMMDD

US\$242,328.18
 U.S FUNDS

Two Hundred Forty Two Thousand Three Hundred Twenty Eight Dollars And 18 Cents

David Bronich
 PER

PAY TO
 THE
 ORDER
 OF

Pinal County Treasurer
 PO Box 729
 Florence, AZ 85232-0729

PER

SECURITY FEATURES INCLUDED. DETAILS ON BACK.

⑆032809⑆ 12210024⑆ 836583310⑆

Amount: 242,328.18

Account #: 836583310

Check/Serial #: 32809

Check/Serial#	\$ Amount	Issue Date	Sequence No.	Additional Info	Posted Date	Status
32809	242,328.18		9890930899		01/03/2018	Debit

LIBERTY UTILITIES (SUB) CORP.

Check Number: 032809

To: Pinal County Treasurer

8020-PINA

Date: 12/29/2017

Invoice Number	Date	Description	Amount	Discount	Paid Amount
2017-952-14-30109	11/16/2017	GC 2017-952-14-30109	US\$242,328.18	US\$0.00	US\$242,328.18

TOTALS: US\$242,328.18 US\$0.00 US\$242,328.18

LIBERTY UTILITIES (SUB) CORP.

12725 W. Indian School Road
Suite D-101
Avondale, AZ 85392

(623) 935-9367

JP Morgan Chase Bank, N.A
Phoenix, AZ 85073
91-2/1221

032809

DATE 20171229
YYYYMMDD

Two Hundred Forty Two Thousand Three Hundred Twenty Eight Dollars And 18 Cents

US\$242,328.18
U.S FUNDS

PAY TO Pinal County Treasurer
THE PO Box 729
ORDER Florence, AZ 85232-0729
OF

PER

PER

LIBERTY UTILITIES (SUB) CORP.

Check Number: 032809

To: Pinal County Treasurer

8020-PINA

Date: 12/29/2017

Invoice Number	Date	Description	Amount	Discount	Paid Amount
2017-952-14-30109	11/16/2017	GC 2017-952-14-30109	US\$242,328.18	US\$0.00	US\$242,328.18

TOTALS: US\$242,328.18 US\$0.00 US\$242,328.18

Verification and Statement (Taxes)

Verification: State of Arizona I, the undersigned of the
(state name)

County of (county name): Pinal
Name (owner or official) title: Matthew Garlick, President
Company name: Liberty Utilities (Gold Canyon Sewer) Corp

DO SAY THAT THIS ANNUAL UTILITY PROPERTY TAX AND SALES TAX REPORT TO THE ARIZONA CORPORATION COMMISSION.

FOR THE YEAR ENDING: 12/31/2017

HAS BEEN PREPARED UNDER MY DIRECTION, FROM THE ORIGINAL BOOKS, PAPERS AND RECORDS OF SAID UTILITY; THAT I HAVE CAREFULLY EXAMINED THE SAME, AND DECLARE THE SAME TO BE A COMPLETE AND CORRECT STATEMENT OF BUSINESS AND AFFAIRS OF SAID UTILITY FOR THE PERIOD COVERED BY THIS REPORT IN RESPECT TO EACH AND EVERY MATTER AND THING SET FORTH, TO THE BEST OF MY KNOWLEDGE, INFORMATION AND BELIEF.

Sworn Statement: I HEREBY ATTEST THAT ALL PROPERTY TAXES FOR SAID COMPANY ARE CURRENT AND PAID IN FULL.

I HEREBY ATTEST THAT ALL SALES TAXES FOR SAID COMPANY ARE CURRENT AND PAID IN FULL.

Matthew Garlick

signature of owner/official


623-298-3763
telephone no.

SUBSCRIBED AND SWORN TO BEFORE ME A NOTARY PUBLIC
IN AND FOR THE COUNTY

THIS 22nd DAY OF September 2021
(month) and (year)

MY COMMISSION EXPIRES April 13, 2022
(date)

Virginia P. Covarrubias
(signature of notary public)



Verification and Statement

Verification:

State of Arizona I, the undersigned of the
(state name)
County of (county name): Pinal
Name (owner or official) title: Matthew Garlick, President
Company name: Liberty Utilities (Gold Canyon Sewer) Corp

DO SAY THAT THIS ANNUAL UTILITY PROPERTY TAX AND SALES TAX REPORT TO THE ARIZONA CORPORATION COMMISSION.

FOR THE YEAR ENDING: 12/31/2017

HAS BEEN PREPARED UNDER MY DIRECTION, FROM THE ORIGINAL BOOKS, PAPERS AND RECORDS OF SAID UTILITY; THAT I HAVE CAREFULLY EXAMINED THE SAME, AND DECLARE THE SAME TO BE A COMPLETE AND CORRECT STATEMENT OF BUSINESS AND AFFAIRS OF SAID UTILITY FOR THE PERIOD COVERED BY THIS REPORT IN RESPECT TO EACH AND EVERY MATTER AND THING SET FORTH, TO THE BEST OF MY KNOWLEDGE, INFORMATION AND BELIEF.

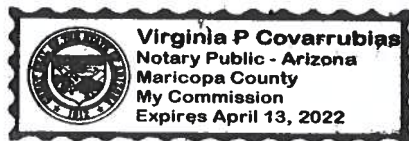
Sworn Statement: IN ACCORDANCE WITH THE REQUIREMENTS OF TITLE 40, ARTICLE 8, SECTION 40-401, ARIZONA REVISED STATUTES, IT IS HEREIN REPORTED THAT THE GROSS OPERATING REVENUE OF SAID UTILITY DERIVED FROM ARIZONA INTRASTATE UTILITY OPERATIONS DURING THE CALENDAR YEAR WAS:

Arizona Intrastate Gross Operating Revenues Only (\$)
\$4,164,593
(The amount in the box above includes
\$0 in sales taxes
billed or collected)

Matthew Garlick
signature of owner/official
623-298-3763
telephone no.

SUBSCRIBED AND SWORN TO BEFORE ME A NOTARY PUBLIC
IN AND FOR THE COUNTY Maricopa
(county name)
THIS 22nd DAY OF September 2021
(month) and (year)

MY COMMISSION EXPIRES _____
(date)



Virginia P. Covarrubias
(signature of notary public)