

**ANNUAL REPORT**

Of

Company Name: Liberty Utilities (Gold Canyon Sewer) Corp  
12725 W. Indian School Rd., Ste. D101

Mailing Address: Avondale AZ  
85392

Docket No.: SW-02519A  
For the Year Ended: 12/31/18

**WASTEWATER UTILITY**

To

Arizona Corporation Commission

RECEIVED  
JUN 11 2019  
ARIZONA CORP COMMISSION  
UTILITIES DIVISION - DIRECTOR'S OFFICE

**Due on April 15th**

Email: [rdelafuente@azcc.gov](mailto:rdelafuente@azcc.gov), mail or deliver the completed Annual Report to:  
Arizona Corporation Commission  
Compliance Section - Utilities Division  
1200 West Washington Street  
Phoenix, Arizona 85007

Application Type: Original Filing  
Application Date: 6/10/2019

7-3-19

ARIZONA CORPORATION COMMISSION  
WASTEWATER UTILITY ANNUAL REPORT  
Liberty Utilities (Gold Canyon Sewer) Corp  
A Class  Utility

1. For the Calendar Year Ended:

2. Address:   
City:  State:  Zip Code:

3. Telephone Number:

4. Date of Original Organization of Utility:

5. Person to whom correspondence should be addressed concerning this report:

Name:   
Telephone No. :   
Address:   
City:  State:  Zip Code:   
Email:

6. On-Site Manager:

Name:   
Telephone No. :   
Address:   
City:  State:  Zip Code:   
Email:

7. Ownership:

8. Counties Served:

Utility Plant in Service (Wastewater)							
Account No.	Description	Beginning Year Original Cost	Current Year Additions	Current Year Retirements	Adjusted Original Cost	Accumulated Depreciation	OCLD (OC less AD)
351	Organization	\$0	\$0	\$0	\$0	\$0	\$0
352	Franchises	0	0	0	0	0	0
353	Land and Land Rights	0	0	0	0	0	0
354	Structures and Improvements	14,823,498	29,983	6,596	14,846,885	9,082,627	5,764,258
355	Power Generation Equipment	236	0	0	236	51	185
360	Collections Wastewater - Force	218,126	0	0	218,126	56,991	161,135
361	Collections Wastewater - Gravity	495,850	0	0	495,850	140,690	355,160
362	Special Collecting Structures	19,067	0	0	19,067	8,104	10,963
363	Services to Customers	126,561	0	0	126,561	20,564	105,997
364	Flow Measuring Devices	102,948	0	0	102,948	40,132	62,816
365	Flow Measuring Installations	102,879	0	0	102,879	40,433	62,446
366	Reuse Services	56,694	0	0	56,694	33,509	23,185
367	Reuse Meters & Meter Installations	0	0	0	0	0	0
370	Receiving Wells	0	0	0	0	0	0
371	Pumping Equipment	818,489	31,776	14,506	835,759	299,432	536,327
374	Reuse Distribution Reservoirs	23,680	0	0	23,680	2,023	21,657
375	Reuse Trans. And Distr. Equipment	0	0	0	0	0	0
380	Treatment and Disposal Equipment	601,378	147,376	31,204	717,550	81,120	636,430
381	Plant Sewers	945	0	0	945	559	386
382	Outfall Sewer Lines	0	0	0	0	0	0
389	Other Plant and Misc. Equipment	6,715,442	0	0	6,715,442	3,337,685	3,377,756
390	Office Furniture and Equipment	173,703	0	0	173,703	60,608	113,096
390.1	Computer & Software	20,662	16,319	0	36,981	10,626	26,356
391	Transportation Equipment	63,855	0	0	63,855	49,638	14,217
392	Stores Equipment	0	0	0	0	0	0
393	Tools, Shop and Garage Equipment	69,401	2,836	0	72,238	20,677	51,561
394	Laboratory Equipment	30,927	0	0	30,927	8,052	22,874
395	Power Operated Equipment	88,743	0	0	88,743	45,040	43,703
396	Communication Equipment	69,545	0	0	69,545	29,289	40,256
397	Miscellaneous Equipment	8,662	0	0	8,662	2,815	5,847
398	Other Tangible Plant	25,093	0	0	25,093	10,037	15,056
	<b>Totals</b>	<b>\$24,656,385</b>	<b>\$228,291</b>	<b>\$52,306</b>	<b>\$24,832,369</b>	<b>\$13,380,702</b>	<b>\$11,451,667</b>

**Instructions:** Fill out the Grey Cells with the relevent information. Input 0 or none if there is nothing recorded in that account or there is no applicable information to report.

Liberty Utilities (Gold Canyon Sewer) Corp  
Annual Report  
Depreciation Expense for the Current Year (Wastewater)  
12/31/18

Depreciation Expense for the Current Year (Wastewater)								
Account No.	Description	Beginning Year Original Cost	Current Year Additions	Current Year Retirements	Adjusted Original Cost	Fully Depreciated/Non-depreciable Plant	Depreciation Percentages	Depreciation Expense
351	Organization	\$0	\$0	\$0	\$0	\$0	0.00%	\$0
352	Franchises	0	0	0	0	0	0.00%	0
353	Land and Land Rights	0	0	0	0	0	0.00%	0
354	Structures and Improvements	14,823,498	29,983	6,596	14,846,885	0	3.33%	494,012
355	Power Generation Equipment	236	0	0	236	0	5.00%	12
360	Collections Wastewater - Force	218,126	0	0	218,126	0	2.00%	4,363
361	Collections Wastewater - Gravity	495,850	0	0	495,850	0	2.00%	9,917
362	Special Collecting Structures	19,067	0	0	19,067	0	2.00%	381
363	Services to Customers	126,561	0	0	126,561	0	2.00%	2,531
364	Flow Measuring Devices	102,948	0	0	102,948	0	10.00%	10,295
365	Flow Measuring Installations	102,879	0	0	102,879	0	10.00%	10,288
366	Reuse Services	56,694	0	0	56,694	0	2.00%	1,134
367	Reuse Meters & Meter Installations	0	0	0	0	0	8.33%	0
370	Receiving Wells	0	0	0	0	0	3.33%	0
371	Pumping Equipment	818,489	31,776	14,506	835,759	13,200	12.50%	101,741
374	Reuse Distribution Reservoirs	23,680	0	0	23,680	0	2.50%	592
375	Reuse Trans. And Distr. Equipment	0	0	0	0	0	2.50%	0
380	Treatment and Disposal Equipment	601,378	147,376	31,204	717,550	0	5.00%	32,973
381	Plant Sewers	945	0	0	945	0	5.00%	47
382	Outfall Sewer Lines	0	0	0	0	0	3.33%	0
389	Other Plant and Misc. Equipment	6,715,442	0	0	6,715,442	0	6.67%	443,761
390	Office Furniture and Equipment	173,703	0	0	173,703	0	6.67%	11,586
390.1	Computer & Software	20,662	16,319	0	36,981	0	20.00%	5,764
391	Transportation Equipment	63,855	0	0	63,855	0	20.00%	12,771
392	Stores Equipment	0	0	0	0	0	4.00%	0
393	Tools, Shop and Garage Equipment	69,401	2,836	0	72,238	0	5.00%	3,541
394	Laboratory Equipment	30,927	0	0	30,927	0	10.00%	3,093
395	Power Operated Equipment	88,743	0	0	88,743	0	5.00%	4,437
396	Communication Equipment	69,545	0	0	69,545	0	10.00%	6,954
397	Miscellaneous Equipment	8,662	0	0	8,662	0	10.00%	866
398	Other Tangible Plant	25,093	0	0	25,093	0	10.00%	2,509
	<b>Subtotal</b>	<b>\$24,656,385</b>	<b>\$228,291</b>	<b>\$52,306</b>	<b>\$24,832,369</b>	<b>\$13,200</b>		<b>\$1,163,568</b>

Contribution(s) in Aid of Construction (Gross)	\$2,086,685
Less: Non Amortizable Contribution(s)	0
Fully Amortized Contribution(s)	505,483
Amortizable Contribution(s)	<u>\$1,581,201</u>
Times: Proposed Amortization Rate	4.69%
Amortization of CIAC	\$74,130

Less: Amortization of CIAC

**DEPRECIATION EXPENSE**

**Instructions:** Fill out the Grey Cells with the relevent information. Input 0 or none if there is nothing recorded in that account or there is no applicable information to report.

Liberty Utilities (Gold Canyon Sewer) Corp  
Annual Report  
Balance Sheet Assets  
12/31/18

Balance Sheet Assets				
	Assets		Balance at Beginning of Year (2018)	Balance at End of Year (2018)
<b>Account No.</b>	<b>Current and Accrued Assets</b>			
131	Cash		\$563	\$145
132	Special Deposits		496,832	521,594
135	Temporary Cash Investments		0	0
141	Customer Accounts Receivable		70,527	96,677
142	Other Accounts Receivable		(137,961)	(132,520)
143	Accumulated Provision for Uncollectable Accounts		(7,705)	(16,431)
146	Notes Receivable from Associated Companies		5,006,525	0
151	Plant Material and Supplies		0	0
162	Prepayments		10,991	12,967
173	Accrued Utility Revenue		234,966	327,916
174	Miscellaneous Current and Accrued Assets		0	0
	<b>Total Current and Accrued Assets</b>		<b>\$5,674,738</b>	<b>\$810,348</b>
	<b>Deferred Debits</b>			
186.1	Deferred Rate Case Expense		\$149,576	\$81,020
186.2	Other Deferred Debits		0	0
	<b>Total Deferred Debits</b>		<b>\$149,576</b>	<b>\$81,020</b>
	<b>Fixed Assets</b>			
101	Utility Plant in Service*		\$24,656,385	\$24,832,369
103	Property Held for Future Use		0	0
105	Construction Work in Progress		967,175	1,018,684
108	Accumulated Depreciation (enter as negative)*		(12,269,440)	(13,380,702)
121	Non-Utility Property		0	0
122	Accumulated Depreciation - Non Utility		0	0
	<b>Total Fixed Assets</b>		<b>\$13,354,120</b>	<b>\$12,470,352</b>
	<b>Total Assets</b>		<b>\$19,178,433</b>	<b>\$13,361,719</b>

**Instructions:** Fill out the Grey Cells with the relevent information. Input 0 or none if there is nothing recorded in that account or there is no applicable information to report.

Note these items feed automatically from the adjusted end of year balance from AR4.

Liberty Utilities (Gold Canyon Sewer) Corp  
Annual Report  
Balance Sheet Liabilities and Owners Equity

<b>Balance Sheet Liabilities and Owners Equity</b>				
	<b>Liabilities</b>		<b>Balance at Beginning of Year (2018)</b>	<b>Balance at End of Year (2018)</b>
<b>Account No.</b>	<b>Current Liabilities</b>			
231	Accounts Payable		(\$1)	(\$140)
232	Notes Payable (Current Portion)		0	0
234	Notes Payable to Associated Companies		0	(6,682,251)
235	Customer Deposits		0	0
236	Accrued Taxes		0	0
237	Accrued Interest		2,962	2,929
241	Miscellaneous Current and Accrued Liabilities		90,284	81,670
253	Other Deferred Credits		368,286	384,048
	<b>Total Current Liabilities</b>		<b>\$461,530</b>	<b>(\$6,213,744)</b>
	<b>Long Term Debt</b>			
224	Long Term Debt (Notes and Bonds)		\$0	\$0
	<b>Total Long Term Debt</b>		<b>\$0</b>	<b>\$0</b>
	<b>Deferred Credits</b>			
252	Advances in Aid of Construction		\$1,740,451	\$1,733,995
255	Accumulated Deferred Investment Tax Credits		0	0
271	Contributions in Aid of Construction		2,086,685	2,086,685
272	Less: Amortization of Contributions		(796,863)	(870,992)
281	Accumulated Deferred Income Tax		0	670,068
	<b>Total Deferred Credits</b>		<b>\$3,030,273</b>	<b>\$3,619,756</b>
	<b>Total Liabilities</b>		<b>\$3,491,803</b>	<b>(\$2,593,989)</b>
	<b>Capital Accounts</b>			
201	Common Stock Issued		\$9,806,233	\$9,806,233
211	Other Paid-In Capital		4,950,049	4,950,049
215	Retained Earnings		930,347	1,199,425
218	Proprietary Capital (Sole Props and Partnerships)		0	0
	<b>Total Capital</b>		<b>\$15,686,629</b>	<b>\$15,955,708</b>
	<b>Total Liabilities and Capital</b>		<b>\$19,178,433</b>	<b>\$13,361,719</b>

**Instructions:** Fill out the Grey Cells with the relevant information. Input 0 or none if there is nothing recorded in that account or there is no applicable information to report.

**Note:** Total liabilities and Capital must match total assets for the beginning and end of the year!

Liberty Utilities (Gold Canyon Sewer) Corp  
Annual Report  
Wastewater Comparative Income Statement  
12/31/18

<b>Wastewater Comparative Income Statement</b>			
Account No.	Calendar Year	Current Year 01/01/2018 -	Last Year 01/01/2017 -
	<b>Operating Revenue</b>		
521	Flat Rate Revenues	\$3,920,606	\$4,122,897
522	Measured Revenues	\$121,853	24,330
534	Rents from Wastewater Property	\$0	0
536	Other Wastewater Revenues	\$22,933	17,366
420	AFUDC Income	\$0	0
	<b>Total Revenues</b>	<b>\$4,065,392</b>	<b>\$4,164,593</b>
	<b>Operating Expenses</b>		
701	Salaries and Wages	\$0	\$0
704	Employee Pensions and Benefits	\$0	0
710	Purchased Wastewater Treatment	\$13,684	9,945
711	Sludge Removal Expense	\$72,070	65,056
715	Purchased Power	\$103,634	101,177
716	Fuel for Power Production	\$0	0
718	Chemicals	\$72,643	56,108
720	Materials and Supplies	\$17,584	27,408
720.1	Repairs and Maintenance	\$0	0
720.2	Office Supplies and Expense	\$0	0
721	Office Expense	\$28,506	32,764
731	Contractual Services -Engineering	\$0	0
732	Contractual Services - Accounting	\$20,676	17,905
733	Contractual Services - Legal	\$147	157
734	Contractual Services - Management Fees	\$779,192	743,567
735	Contractual Services - Testing	\$24,277	17,648
736	Contractual Services - Other	\$487,066	470,680
740	Rents - Building	\$10,913	8,271
742	Rents - Equipment	\$4,193	2,055
750	Transportation Expenses	\$11,406	12,394
757	Insurance - General Liability	\$21,880	30,482
758	Insurance - Worker's Compensation	\$0	0
759	Insurance - Other	\$0	0
760	Advertising Expense	\$0	0
766	Regulatory Commission Expense - Rate Case	\$0	0
767	Regulatory Commission Expense - Other	\$68,555	0
770	Bad Debt Expense	\$17,305	5,884
775	Miscellaneous Expense	\$47,360	70,417
403	Depreciation Expense (From Schedule AR4)	1,089,438	2,984,806
408	Taxes Other Than Income	\$0	0
408.11	Property Taxes	\$235,355	242,328
408.12	Payroll Taxes	\$0	0
409	Income Taxes	\$0	0
	<b>Total Operating Expenses</b>	<b>\$3,125,887</b>	<b>\$4,899,052</b>
	<b>Operating Income / (Loss)</b>	<b>\$939,505</b>	<b>(\$734,459)</b>
	<b>Other Income / (Expense)</b>		
414	Gain (Loss) on Dispositions	\$0	\$0
419	Interest and Dividend Income	\$0	0
421	Non-Utility Income	\$0	0
426	Miscellaneous Non-Utility (Expense)	\$0	0
427	Interest (Expense)	(\$358)	(1,592)
	<b>Total Other Income / (Expense)</b>	<b>(\$358)</b>	<b>(\$1,592)</b>
	<b>Net Income / (Loss)</b>	<b>\$939,146</b>	<b>(\$736,051)</b>

**Instructions:** Fill out the Grey Cells with the relevent information. Input 0 or none if there is nothing recorded in that account or there is no applicable information to report.

Liberty Utilities (Gold Canyon Sewer) Corp  
 Annual Report  
 Full time equivalent employees  
 12/31/18

**Full time equivalent employees**

	Direct Company	Outside service	Total
President	0.0	0.1	0.1
Vice-president	0.0	0.0	0.0
Manager	0.0	0.1	0.1
Engineering Staff	0.0	0.3	0.3
System Operator(s)	0.0	3.9	3.9
Customer Service	0.0	1.3	1.3
Accounting	0.0	0.7	0.7
Business Office	0.0	0.4	0.4
Rates Department	0.0	0.2	0.2
Administrative Staff	0.0	0.2	0.2
Other	0.0	0.3	0.3
<b>Total</b>	0.0	7.4	7.4

**Instructions:** Fill out the Grey Cells with the relevant information. Input 0 or none if there is nothing recorded in that account or there is no applicable information to report. A full-time employee is based on 2080 total hours per year. Please calculate partial employees using 2080 hours.



<b>Supplemental Financial Data (Long-Term Debt)</b>				
	Loan #1	Loan #2	Loan #3	Loan #4
Date Issued	None	None	None	None
Source of Loan	None	None	None	None
ACC Decision No.	None	None	None	None
Reason for Loan	None	None	None	None
Dollar Amt. Issued	None	None	None	None
Amount Outstanding	None	None	None	None
Date of Maturity	None	None	None	None
Interest Rate	None	None	None	None
Current Year Interest	None	None	None	None
Current Year Principal	None	None	None	None

Meter Deposit Balance at Test Year End:	\$0
---	-----

Meter Deposits Refunded During the Test Year:	\$0
---	-----

*List all bonds, notes, loans, and other types of indebtedness in which the proceeds were used in the provision of public utility service. Indebtedness incurred for personal uses by the owner of the utility should not be listed. Input 0 or none if there is nothing to report for that cell.*

**Wastewater Utility Plant Description**

Name of System:	Liberty Utilities (Gold Canyon Sewer) Corp
Wastewater Inventory Number (if applicable):	100217
Type of Treatment	Extended Aeration
Design Capacity of Plant (Gallons per day)	1.9 MGD

**LIFT STATION FACILITIES**

Location	Quantity of Pumps	Horsepower Per Pump	Rated Capacity Per Pump (GPM)	Wet Well Capacity (gals)
Peralta	4	2@88 & 2@20	2@875, 2@1350	3335
GC RV Park	2	20	700	2500
Superstition Mountain	2	9.4	300	1200
Hieroglyphics Trail	2	5.4	180	1200
NA	NA	NA	NA	NA
NA	NA	NA	NA	NA
NA	NA	NA	NA	NA
NA	NA	NA	NA	NA
NA	NA	NA	NA	NA
NA	NA	NA	NA	NA
NA	NA	NA	NA	NA
NA	NA	NA	NA	NA
NA	NA	NA	NA	NA
NA	NA	NA	NA	NA
NA	NA	NA	NA	NA
NA	NA	NA	NA	NA

**FORCE MAINS**

Size	Material	Length (Feet)
Unknown	PVC/DIP	1,982
1.5 inch	PVC/DIP	3,853
2 inch	PVC/DIP	9,694
2.5 inch	PVC/DIP	1,810
3 inch	PVC/DIP	9,705
4 inch	PVC/DIP	1,032
8 inch	PVC/DIP	5,773
12 Inch	PVC/DIP	14,285
NA	NA	NA

**MANHOLES**

Type	Quantity
Standard	1,841
Drop	53

**CLEANOUTS**

Quantity
112
NA
NA
NA

**Note:** If you are filing for more than one system, please provide separate sheets for each system.

**Instructions:** Fill out the Grey Cells with the relevent information. Input 0 or none if there is nothing recorded in that account or there is no applicable information to report. Copy and paste this sheet as many times as is necessary.

Liberty Utilities (Gold Canyon Sewer) Corp  
 Annual Report  
 Wastewater Utility Plant Description (Continued)

Wastewater Utility Plant Description (Continued)					
COLLECTION MAINS			SERVICES/LATERALS		
Sizes (inches)	Material	Length (feet)	Size (inches)	Material	Quantity
4	PVC/DIP	18,407	4	PVC	7,918
6	PVC/DIP	23,503	6	PVC	42
8	PVC/DIP	394,716	NA	NA	NA
10	PVC/DIP	13,417	NA	NA	NA
12	PVC/DIP	12,290			
15	PVC/DIP	0			
18	PVC/DIP	2,826			
NA	PVC/DIP	10,857			
NA	NA	NA			
NA	NA	NA			
NA	NA	NA			
NA	NA	NA			
NA	NA	NA			
NA	NA	NA			
NA	NA	NA			

For the following five items, list the utility owned assets in each category for each system.

<b>SOLIDS PROCESSING AND HANDLING FACILITIES</b>	Flex Rake, Rotary Drum thickener, Belt Press, Dumpster building, Aerobic Digester
<b>DISINFECTION EQUIPMENT</b> (Chlorinator, Ultra-Violet, Etc.)	65ft x 30ft x 12ft contact chamber with injection, mixing equipment, and 000 gallon chlorine tank
<b>FILTRATION EQUIPMENT</b> (Rapid Sand, Slow Sand, Activated Carbon, Etc.)	(2) Aqua-Aerobic cloth disk filters
<b>STRUCTURES</b> (Buildings, Fences, Etc.)	Office building, Blower building, Head Works building, Maintenance building, extended block wall, (2) clarifiers, (2) bio-reactors, (2) equalization basins, flow diversion structure.
<b>Other</b> (Laboratory Equipment, Tools, Vehicles, Standby, Power Generators, Etc.)	(2) trucks, (1) john deere tractor, (1) Case backhoe, (1) Bobcat loader, (1) Gator ATV

**Note:** If you are filing for more than one system, please provide separate sheets for each system.

**Instructions:** Fill out the Grey Cells with the relevant information. Input 0 or none if there is nothing recorded in that account or there is no applicable information to report. Copy and paste this sheet as many times as is necessary.

Liberty Utilities (Gold Canyon Sewer) Corp  
 Annual Report  
 Wastewater Flows  
 12/31/18

Wastewater Flows					
Month	Number of Services	Total Monthly Sewage Flow	Sewage Flow on Peak Day	Purchased Power Expense <sup>1</sup>	Purchased Power (kWh) <sup>2</sup>
January	7,582	24,251,000	874,000	\$ 7,623.08	95,968
February	7,588	23,962,000	957,000	\$ 7,539.34	89,808
March	7,588	25,657,000	874,000	\$ 9,133.47	113,008
April	7,589	21,293,000	909,000	\$ 9,320.51	114,346
May	7,589	17,180,000	649,000	\$ 9,324.46	99,329
June	7,597	14,964,000	578,000	\$ 9,321.48	97,492
July	7,600	13,812,000	552,000	\$ 10,744.07	96,617
August	7,601	13,870,000	527,000	\$ 10,394.88	92,809
September	7,601	14,372,000	613,000	\$ 8,265.95	85,422
October	7,606	18,658,000	694,000	\$ 7,729.35	79,667
November	7,600	22,836,000	876,000	\$ 6,808.11	88,748
December	7,600	22,885,000	880,000	\$ 6,878.79	88,185
<b>Totals</b>		<b>233,740,000</b>	<b>8,983,000</b>	<b>\$103,083</b>	<b>1,141,399</b>

Provide the following information as applicable per wastewater system:

Method of Effluent Disposal	Reuse
Groundwater Permit Number	71-591929.0000
ADEQ Aquifer Protection Permit ("APP") Number	100217
ADEQ Reuse Permit Number	R105784
EPA NPDES Permil Number	AZIF 26409
APP Effluent Treatment Requirement (Class)?	A+
Permitted Flow Rate	
Permitted Organic Capacity	
Hydraulic Capacity	
Type of Biological Treatment	

In the space below, list all violations within the past 12 months:

Method of Effluent Disposal - Reuse and Grondwater Recharge.

**Note:** If you are filing for more than one system, please provide separate sheets for each system.

<sup>1</sup> Enter the total purchased power costs for the power meters associated with this system.  
<sup>2</sup> Enter the total purchased kWh used by the power meters associated with this system.

**Instructions:** Fill out the Grey Cells with the relevent information. Input 0 or none if there is nothing recorded in that account or there is no applicable information to report.

Liberty Utilities (Gold Canyon Sewer) Corp  
Annual Report  
Property Taxes  
12/31/18

Property Taxes	
Amount of actual property taxes paid during Calendar Year 2018 was	\$235,355

If no property taxes paid, explain why.
NA

**Instructions:** Fill out the Grey Cells with the relevent information. Input 0 or none if there is nothing recorded in that account or there is no applicable information to report.

Verification and Sworn Statement (Taxes)

RECEIVED

MAY 20 2019

ARIZONA CORP COMMISSION  
UTILITIES DIVISION - DIRECTOR'S OFFICE

Verification: State of Arizona I, the undersigned of the  
(state name)

County of (county name): Pinal  
Name (owner or official) title: Matthew Garlick, President  
Company name: Liberty Utilities (Gold Canyon Sewer) Corp

DO SAY THAT THIS ANNUAL UTILITY PROPERTY TAX AND SALES TAX REPORT TO THE ARIZONA CORPORATION COMMISSION.

FOR THE YEAR ENDING: 12/31/18

HAS BEEN PREPARED UNDER MY DIRECTION, FROM THE ORIGINAL BOOKS, PAPERS AND RECORDS OF SAID UTILITY; THAT I HAVE CAREFULLY EXAMINED THE SAME, AND DECLARE THE SAME TO BE A COMPLETE AND CORRECT STATEMENT OF BUSINESS AND AFFAIRS OF SAID UTILITY FOR THE PERIOD COVERED BY THIS REPORT IN RESPECT TO EACH AND EVERY MATTER AND THING SET FORTH, TO THE BEST OF MY KNOWLEDGE, INFORMATION AND BELIEF.

Sworn Statement: I HEREBY ATTEST THAT ALL PROPERTY TAXES FOR SAID COMPANY ARE CURRENT AND PAID IN FULL.

I HEREBY ATTEST THAT ALL SALES TAXES FOR SAID COMPANY ARE CURRENT AND PAID IN FULL.


Matthew Garlick  
signature of owner/official

623-935-9367  
telephone no.

SUBSCRIBED AND SWORN TO BEFORE ME A NOTARY PUBLIC  
IN AND FOR THE COUNTY

THIS 8th DAY OF Pinal  
(month) and (year)

MY COMMISSION EXPIRES April 13, 2022  
(date)



Virginia P. Covarrubias  
(signature of notary public)

Verification and Sworn Statement

Verification:

State of Arizona I, the undersigned of the  
(state name)  
County of (county name): Pinal  
Name (owner or official) title: Matthew Garlick, President  
Company name: Liberty Utilities (Gold Canyon Sewer) Corp

RECEIVED

MAY 20 2019

ARIZONA CORP COMMISSION  
UTILITIES DIVISION - DIRECTOR'S OFFICE

DO SAY THAT THIS ANNUAL UTILITY PROPERTY TAX AND SALES TAX REPORT TO THE ARIZONA CORPORATION COMMISSION.

FOR THE YEAR ENDING: 12/31/18

HAS BEEN PREPARED UNDER MY DIRECTION, FROM THE ORIGINAL BOOKS, PAPERS AND RECORDS OF SAID UTILITY; THAT I HAVE CAREFULLY EXAMINED THE SAME, AND DECLARE THE SAME TO BE A COMPLETE AND CORRECT STATEMENT OF BUSINESS AND AFFAIRS OF SAID UTILITY FOR THE PERIOD COVERED BY THIS REPORT IN RESPECT TO EACH AND EVERY MATTER AND THING SET FORTH, TO THE BEST OF MY KNOWLEDGE, INFORMATION AND BELIEF.

Sworn Statement: IN ACCORDANCE WITH THE REQUIREMENTS OF TITLE 40, ARTICLE 8, SECTION 40-401, ARIZONA REVISED STATUTES, IT IS HEREIN REPORTED THAT THE GROSS OPERATING REVENUE OF SAID UTILITY DERIVED FROM ARIZONA INTRASTATE UTILITY OPERATIONS DURING THE CALENDAR YEAR WAS:

Arizona Intrastate Gross Operating Revenues Only (\$)

\$4,065,392

(The amount in the box above includes

\$0 in sales taxes  
billed or collected)

*Matthew Garlick*

signature of owner/official

623-935-9367

telephone no.

SUBSCRIBED AND SWORN TO BEFORE ME A NOTARY PUBLIC  
IN AND FOR THE COUNTY

THIS

8th

DAY OF

Pinal

(county name)


May 2019

(month) and (year)

MY COMMISSION EXPIRES

April 13, 2022

(date)



*Virginia P. Covarrubias*

(signature of notary public)

**Verification and Sworn Statement (Residential Revenue)**

Verification:

State of Arizona I, the undersigned of the  
(state name)

County of (county name): Pinal  
Name (owner or official) title: Matthew Garlick, President  
Company name: Liberty Utilities (Gold Canyon Sewer) Corp

RECEIVED  
MAY 20 2019  
ARIZONA CORP COMMISSION  
UTILITIES DIVISION - DIRECTOR'S OFFICE

DO SAY THAT THIS ANNUAL UTILITY PROPERTY TAX AND SALES TAX REPORT TO THE ARIZONA CORPORATION COMMISSION.

FOR THE YEAR ENDING: 12/31/18

HAS BEEN PREPARED UNDER MY DIRECTION, FROM THE ORIGINAL BOOKS, PAPERS AND RECORDS OF SAID UTILITY; THAT I HAVE CAREFULLY EXAMINED THE SAME, AND DECLARE THE SAME TO BE A COMPLETE AND CORRECT STATEMENT OF BUSINESS AND AFFAIRS OF SAID UTILITY FOR THE PERIOD COVERED BY THIS REPORT IN RESPECT TO EACH AND EVERY MATTER AND THING SET FORTH, TO THE BEST OF MY KNOWLEDGE, INFORMATION AND BELIEF.

**Sworn Statement:** IN ACCORDANCE WITH THE REQUIREMENTS OF TITLE 40, ARTICLE 8, SECTION 40-401, ARIZONA REVISED STATUTES, IT IS HEREIN REPORTED THAT THE GROSS OPERATING REVENUE OF SAID UTILITY DERIVED FROM ARIZONA INTRASTATE UTILITY OPERATIONS RECEIVED FROM RESIDENTIAL CUSTOMERS DURING THE CALENDAR YEAR WAS:

Arizona Intrastate Gross Operating Revenues Only (\$)

\$3,688,973

(The amount in the box above includes

\$0 in sales taxes

billed or collected)

Matthew Garlick  
signature of owner/official


623-935-9367  
telephone no.

SUBSCRIBED AND SWORN TO BEFORE ME A NOTARY PUBLIC  
IN AND FOR THE COUNTY

Pinal  
(county name)

THIS 8<sup>th</sup> DAY OF May 2019  
(month) and (year)

MY COMMISSION EXPIRES April 13, 2022  
(date)



Virginia P. Covarrubias  
(signature of notary public)



RECEIVED

JUN 17 2019

ARIZONA CORP COMMISSION  
UTILITIES DIVISION - DIRECTOR'S OFFICE

Company Name: Liberty Utilities (Gold Canyon Sewer) Corp  
Docket No.: SW-02519A

Name of System: Liberty Utilities (Gold Canyon Sewer) Corp  
Wastewater Inventory Number (if applicable): 100217

2018 Utility Shutoffs / Disconnects			
Month	Termination without Notice R14-2-609.B	Termination with Notice R14-2-609.C	Other
January	0	0	0
February	0	6	0
March	0	0	0
April	0	1	0
May	0	0	0
June	0	0	0
July	0	0	0
August	0	0	0
September	0	0	0
October	0	36	0
November	0	0	0
December	0	0	0
<b>Total</b>	<b>0</b>	<b>43</b>	<b>0</b>

Other (description):  
N/A

**Instructions:** Fill out the Grey Cells with the relevant information. Input 0 or none if there is nothing recorded in that account or there is no applicable information to report.